

CIVIL GENERAL NOTES

1. AT LEAST 72 HOURS PRIOR TO BEGINNING ANY EXCAVATION (EXCLUDING WEEKENDS AND HOLIDAYS), THE CONTRACTOR SHALL CONTACT THE KANSAS ONE-CALL SYSTEM, A UTILITY LOCATION SERVICE, AT (316)-687-2470 OR 811 TO REQUEST THE LOCAL UTILITY COMPANIES TO LOCATE ANY EXISTING LINES WITHIN THE PROJECT AREA.
2. THE CONTRACTOR MUST NOTIFY THE FOLLOWING IN CASE OF AN EMERGENCY:
 EMERGENCY DISPATCH: 911
 COX COMMUNICATIONS: 888-249-3530
 EVERGY: 800-383-1183
 AT&T: 800-286-8313
 KANSAS GAS SERVICE: 888-482-4950
3. ALL ELEVATIONS SHOWN ARE NAVD88 DATUM. PRIOR TO CONSTRUCTION THE CONTRACTOR SHALL RE-ESTABLISH CONTROL POINTS AND BENCH MARKS AND VERIFY THEIR ACCURACY.
4. EXISTING UTILITIES AND THEIR LOCATION, AS SHOWN ON THE DRAWINGS, REPRESENT THE BEST INFORMATION OBTAINABLE FOR DESIGN. LOCATION INFORMATION HAS BEEN OBTAINED FROM THE VARIOUS UTILITY COMPANIES AND IS EITHER FROM COMPANY RECORD DRAWINGS OR COMPANY PROVIDED FIELD LOCATIONS. IT SHOULD BE NOTED THAT OTHER BURIED LINES AND CABLES MAY EXIST WHICH ARE NOT SHOWN ON THESE DRAWINGS. THE CONTRACTOR SHALL HAVE ALL BURIED LINES LOCATED AND FLAGGED IN THE FIELD PRIOR TO COMMENCING WORK. THE CONTRACTOR SHALL CONTACT THE ENGINEER AND REVIEW ANY BURIED LINES LOCATED IF CONFLICTS EXIST. THE CONTRACTOR SHALL EXERCISE EXTREME CAUTION DURING TRENCHING OPERATIONS TO AVOID DAMAGING THESE LINES. ANY LINES DAMAGED SHALL BE REPLACED OR REPAIRED IMMEDIATELY AS DIRECTED BY THE ENGINEER AT THE CONTRACTOR'S EXPENSE.
5. THE CONTRACTOR SHALL EXPOSE AND VERIFY THE VERTICAL AND HORIZONTAL LOCATION OF EXISTING UTILITIES THAT ARE IN POTENTIAL CONFLICT WITH THE PROPOSED IMPROVEMENTS. THE UTILITY LOCATES SHALL BE PERFORMED PRIOR TO THE START OF CONSTRUCTION AND ANY DISCREPANCIES SHALL BE REPORTED IMMEDIATELY TO THE ENGINEER.
10. THE CONTRACTOR SHALL BE RESPONSIBLE FOR PRESERVING PROPERTY IRONS. THE CONTRACTOR SHALL BE REQUIRED TO RE-ESTABLISH ANY PROPERTY IRONS WHICH ARE DAMAGED OR DESTROYED BY CONSTRUCTION OPERATIONS. SUCH IRONS SHALL BE RE-ESTABLISHED BY A LICENSED LAND SURVEYOR IN ACCORDANCE WITH STATE LAWS.
11. RUBBLE FROM THE REMOVAL OF MISCELLANEOUS STRUCTURES INCLUDING ANY TREES REMOVED, TREE TRIMMINGS, AND EXCESS EXCAVATION WHICH IS TO BE WASTED SHALL BECOME PROPERTY OF THE CONTRACTOR AND DISPOSED OF OFF-SITE.
12. THE CONTRACTOR SHALL INSTALL AND/OR MAINTAIN EROSION CONTROL METHODS AS SPECIFIED ON THE PLANS. THE CONTRACTOR SHALL BE RESPONSIBLE FOR MAINTAINING EROSION CONTROL THROUGH THE COMPLETION OF THIS PROJECT. INSTALLATION OF THESE EROSION CONTROL DEVICES DOES NOT RELIEVE THE CONTRACTOR OF THE RESPONSIBILITY OF ABATING SOIL EROSION.
13. THE CONTRACTOR SHALL TAKE CARE TO PREVENT SILT AND DEBRIS FROM ENTERING ANY STORM DRAINAGE SYSTEM DURING CONSTRUCTION. PIPES OR STRUCTURES WHICH CONTAIN MATERIALS FROM THE CONTRACTOR'S ACTIVITIES SHALL BE THOROUGHLY CLEANED BY THE CONTRACTOR, AT THEIR OWN EXPENSE, PRIOR TO THE FINAL INSPECTION.
14. ALL GRASSED AREAS DISTURBED BY CONSTRUCTION OF THE PROPOSED IMPROVEMENTS SHALL BE REPLANTED WITH GRASS AND FERTILIZED IN ACCORDANCE WITH THE PROJECT SPECIFICATIONS. EXISTING GRASSED AREAS DISTURBED BY CONSTRUCTION SHALL BE REPLANTED WITH THE SAME TYPE OF GRASS AS WAS REMOVED, UNLESS OTHERWISE SPECIFIED.
15. THE CONTRACTOR SHALL SEED ALL AREAS DISTURBED BY CONSTRUCTION ACTIVITIES WITH TEMPORARY RYE GRASS. RYE GRASS SEED SHALL BE PLANTED AT A MINIMUM RATE OF 2.75 KILOGRAMS PER 100 SQUARE METERS. THIS TEMPORARY SEEDING MAY BE OMITTED ONLY IF PERMANENT SEEDING/SODDING IS APPLIED. TEMPORARY SEEDING OR PERMANENT SEEDING/SODDING SHALL BE APPLIED WITHIN 14 DAYS AFTER THE AREA HAS BEEN DISTURBED.
16. CONTRACTOR SHALL BE RESPONSIBLE FOR CONSTRUCTION STAKING. STAKING AND BENCH MARKS DESTROYED DURING CONSTRUCTION OPERATIONS SHALL BE REPLACED AT THE CONTRACTOR'S EXPENSE.
17. CONTRACTOR SHALL MAINTAIN UNINTERRUPTED UTILITY SERVICE TO ADJACENT FACILITIES DURING CONSTRUCTION, UNLESS OTHERWISE APPROVED BY OWNER.
18. WRITTEN REQUEST TO THE OWNER WILL BE REQUIRED 72 HOURS PRIOR TO A SCHEDULED UTILITY OUTAGE. THE FIRE DEPARTMENT MUST BE NOTIFIED OF ANY FIRE HYDRANTS OR WATER MAINS TAKEN OUT OF SERVICE.
19. PAVEMENT DEMOLITION SHALL BE IN ACCORDANCE WITH PROJECT SPECIFICATIONS.
20. BASE MATERIALS UNDER DEMOLISHED PAVEMENT SHALL BE REMOVED OFF-SITE.
21. THE CONTRACTOR SHALL COORDINATE WITH THE OWNER PRIOR TO DEMOLITION TO DETERMINE DEMOLITION ITEMS THAT ARE TO BE SALVAGED TO THE OWNER. SALVAGEABLE ITEMS ARE TO BE DELIVERED TO THE OWNER AT LOCATIONS DIRECTED BY THE OWNER. ALL NON-SALVAGED ITEMS ARE TO BE DISPOSED OFF-SITE BY THE CONTRACTOR.
22. CONTRACTOR SHALL PROVIDE NECESSARY MEANS TO PROTECT THE PUBLIC AND TO PROHIBIT ACCESS TO CONSTRUCTION SITE WHILE MAINTAINING ACCESS TO EXISTING FACILITIES.
23. CONTRACTOR SHALL COORDINATE ALL DEMOLITION ACTIVITIES WITH OWNER AND UTILITY COMPANIES. CONTRACTOR SHALL VERIFY UTILITIES ARE OUT OF SERVICE/ABANDONED BEFORE DEMOLITION.
24. CONTRACTOR SHALL PROVIDE NEAT SAW CUTS AT ALL EXISTING CONCRETE AND ASPHALT ABUTTING NEW PAVEMENT AND WHERE EXISTING PAVEMENT IS REMAINING IN PLACE. SAW CUTS IN CONCRETE PAVEMENT SHALL BE AT JOINT LOCATIONS.
25. EXISTING SITE FEATURES (PAVING, UTILITIES, CURBS, SIDEWALK, DRAINAGE, IRRIGATION AND LANDSCAPING) DAMAGED BY CONSTRUCTION AND NOT SHOWN TO BE REMOVED SHALL BE REPLACED TO MATCH EXISTING OR BETTER CONDITIONS PRIOR TO DISTURBANCE.
26. UNLESS OTHERWISE NOTED ON PLANS OR SPECIFICATIONS, ALL DEMOLISHED UTILITIES SHALL BE CAPPED AT THE MAIN CONNECTION. ALL ABANDONED PIPE ENDS SHALL BE PLUGGED.
27. REMOVE FIRE HYDRANTS, VALVE BOXES, TOPS, AND ALL OTHER EXPOSED APPURTENANCES FOR WATER AND GAS DEMOLITION. REMOVE TO THE BURY DEPTH OF THE ABANDONED PIPE. FIRE HYDRANTS SHALL BE SALVAGED TO THE OWNER.
28. CONTRACTOR SHALL COORDINATE PAVEMENT REMOVAL AND REPLACEMENT WITH PROPOSED UTILITIES CONSTRUCTION. REFERENCE SITE UTILITY PLAN AND CONTACT KANSAS GAS SERVICE FOR PROPOSED UTILITY LOCATIONS. ALL PAVEMENT REMOVAL AND REPLACEMENT SHALL BE SUBSIDIARY TO THE GMP IN THE AGREEMENT.
29. ALL ITEMS LOCATED IN DEMOLITION LIMITS NOT SHOWN SHALL BE IDENTIFIED AND COORDINATED WITH THE OWNER PRIOR TO DEMOLITION.
30. ALL TRENCHING AND BACKFILLING SHALL BE TYPE I OR III UNLESS NOTED OTHERWISE ON THE DRAWINGS.
31. THE CONTRACTOR SHALL PROVIDE POSITIVE DRAINAGE AWAY FROM ALL MANHOLE COVERS.
32. THE CONTRACTOR SHALL BE RESPONSIBLE FOR MAINTAINING CONTINUOUS FLOW OF SEWAGE THROUGH CONSTRUCTION.
33. THE CONTRACTOR SHALL PREVENT ANY CONSTRUCTION DEBRIS FROM ENTERING THE EXISTING SANITARY SEWER DURING CONSTRUCTION.
34. THE CONTRACTOR SHALL VERIFY HORIZONTAL AND VERTICAL LOCATION, TYPE, SIZE AND CLASS OF EXISTING WATERLINES PRIOR TO MAKING CONNECTIONS. EXISTING WATERLINE LOCATIONS AS SHOWN ON THE DRAWINGS ARE APPROXIMATE. CONTRACTOR SHALL MAKE ADJUSTMENTS AS REQUIRED. PROVISION AND INSTALLATION OF PIPE ADAPTORS, SHORT SECTION OF PIPE, AND COUPLERS SHALL BE AT NO ADDITIONAL COST TO THE PROJECT.
35. WATERLINES SHALL HAVE A MINIMUM DEPTH OF BURY OF 1.1 METERS, UNLESS SHOWN OTHERWISE.
36. THE CONTRACTOR SHALL NOT BURY VALVE BOXES THAT HAVE ELEVATIONS WHICH ARE LOWER THAN EXISTING GROUND. AS DIRECTED BY THE ENGINEER THE CONTRACTOR SHALL ADJUST VALVE BOXES TO MATCH EXISTING GROUND OR PROVIDE DRAINAGE AWAY FROM THESE VALVE BOXES BY SLOPING THE GROUND AS REQUIRED. ALL COSTS FOR THIS WORK SHALL BE CONSIDERED SUBSIDIARY TO THE PROJECT.
37. THE CONTRACTOR SHALL LIMIT THE EXTENT OF TRENCH TO REMAIN OPEN OVERNIGHT AND WEEKENDS TO LESS THAN 50 FEET.
38. CONCRETE THRUST BLOCKING SHALL BE INSTALLED AT ALL HORIZONTAL AND VERTICAL DEFLECTIONS OF 11 1/4 DEGREES OR MORE, UNLESS OTHERWISE SPECIFIED. THRUST BLOCKING SHALL BE SIZED AS SHOWN IN THE DETAILS, OR OTHERWISE SPECIFIED. COSTS FOR CONCRETE THRUST BLOCKING SHALL BE CONSIDERED SUBSIDIARY TO THE PROJECT.
39. THE CONTRACTOR SHALL MAINTAIN EXISTING WATERLINES IN SERVICE UNTIL THE NEW LINE IS DISINFECTED AND ALL TESTING IS COMPLETE AND APPROVED. ALL SERVICES SHALL THEN BE CONNECTED TO THE NEWLY INSTALLED WATERLINE PRIOR TO ABANDONING THE EXISTING WATERLINE.
40. OPENING AND CLOSING WATER VALVES SHALL BE DONE SLOWLY TO PREVENT DAMAGE TO THE WATER DISTRIBUTION SYSTEM FROM WATER HAMMER. ALL VALVES CLOSED FOR CONSTRUCTION MUST BE REOPENED AS NEW CONSTRUCTION PERMITS.
41. THE WATERLINE PIPE LENGTHS REPRESENT TRUE PIPE LENGTHS AND DO NOT INCLUDE FITTINGS/APPURTENANCES. THE PIPE LENGTHS DO NOT DIRECTLY CORRESPOND WITH ALIGNMENT STATIONING. THE COST OF FITTINGS IS CONSIDERED SUBSIDIARY TO PIPE.

A
 B
 C
 D
 E
 F
 U:\Wichita-Civil\2020\200664-000\Wm\Drawings\METRIC CONVERSION\200664-000 - C-001 - CIVIL GENERAL NOTES.dwg 9-3-21 12:40:09 PM

PRINTS OF THIS DRAWING SHALL NOT BE USED FOR ANY PURPOSE WHATSOEVER WITHOUT THE SEAL AND SIGNATURE OF THE PROFESSIONAL ENGINEER.		
NO.	DESCRIPTION	DATE

CONSULTANTS		
HAZARDOUS MATERIALS MABBETT & ASSOCIATES, INC. 105 CENTRAL STREET, STONEHAM, MA 02180 PHONE: (781)275-6550		
CIVIL/STRUCTURAL PROFESSIONAL ENGINEERING CONSULTANTS, P.A. 303 SOUTH TOPEKA, WICHITA, KS 67202 PHONE: (316)262-2891		
ARCHITECTURAL OCULUS INC. 1 SOUTH MEMORIAL DRIVE, SUITE 1500, SAINT LOUIS, MO 63102 PHONE: (314)367-6100		
FIRE SUPPRESSION KOFFEL ASSOCIATES 8815 CENTRE PARK DRIVE, SUITE 200, COLUMBIA, MD 21045 PHONE: (410)759-2246		
ELECTRONIC SECURITY MAGNA ENGINEERS 861 CORPORATE DRIVE, SUITE 210, LEXINGTON, KY 40503 PHONE: (859)309-2990		
PHYSICAL SECURITY FORCE PROTECT 3210 GULF BLVD, UNIT 304, BELL SAIR BEACH, FL 33786 PHONE: (802)836-4232		

ENGINEER OF RECORD

Miller-Remick LLC
 M.E.P. & Structural Engineering
 A Service Disabled Veteran Owned Small Business

1010 KINGS HIGHWAY SOUTH
 DRIVE, SUITE 210, LEXINGTON, KY 40504
 PHONE: (859)429-4000
 FAX: (859)429-9002
 MR PROJECT NO: 0499-0121

PROFESSIONAL ENGINEERING
 CONSULTANTS, P.A.
 PROFESSIONAL ENGINEER

SCOTT M. TURNELLE
 26113
 08/03/2021
 KANSAS
 PROFESSIONAL ENGINEER

Office of Construction and Facilities Management

VA U.S. Department of Veterans Affairs

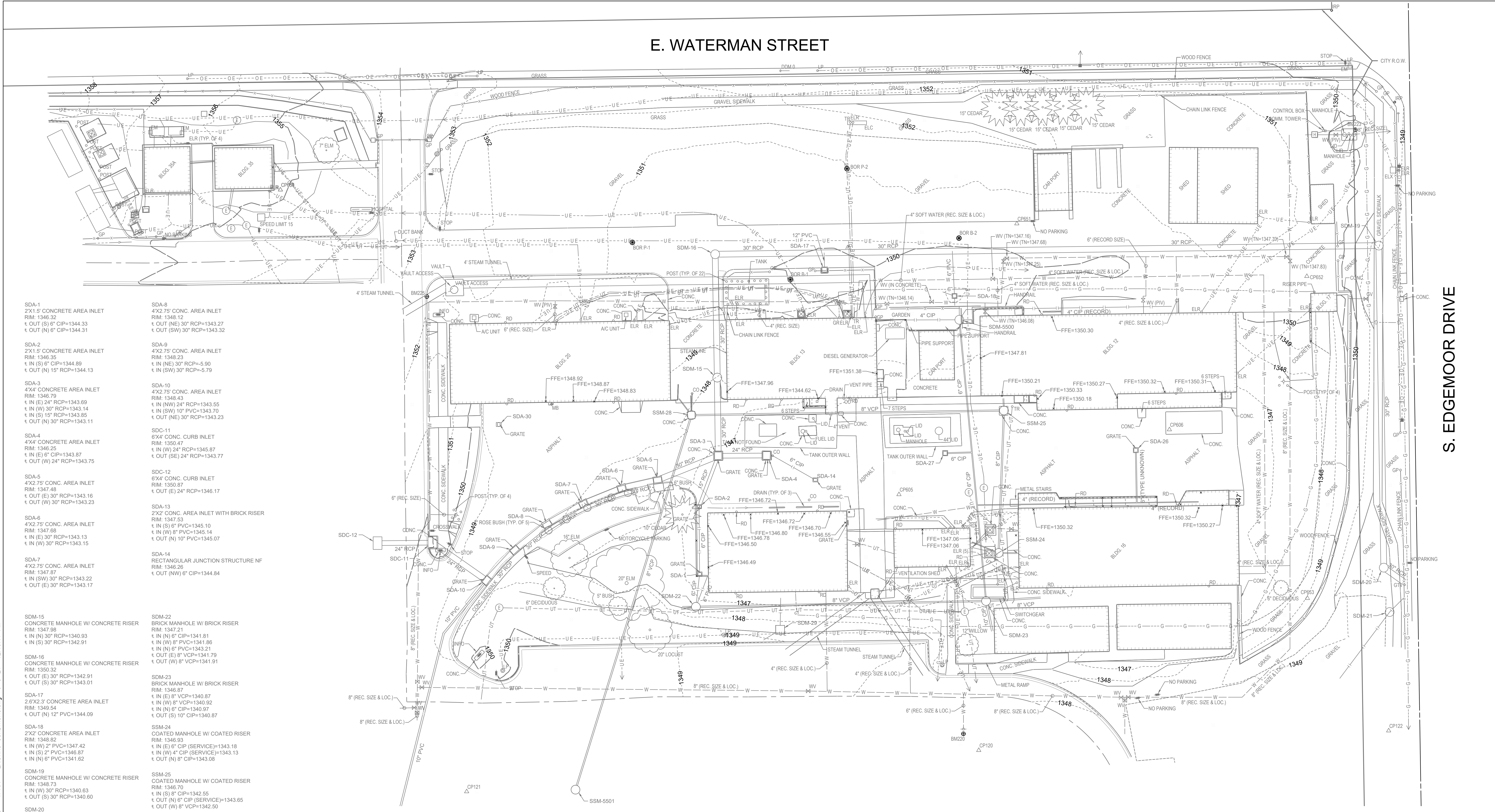
Drawing Title CIVIL SITE CIVIL GENERAL NOTES
Phase 100% BID SET
Approved: Project Director
FULLY SPRINKLERED

Project Title INSTALL NEW BOILERS IN BUILDING 13
Location ROBERT J. DOLE VA MEDICAL CENTER WICHITA, KANSAS
Issue Date 2021-09-03
Checked DRC
Drawn SMT /DSB

Project Number 589A7-18-302
Building Number 13
Drawing Number C-001

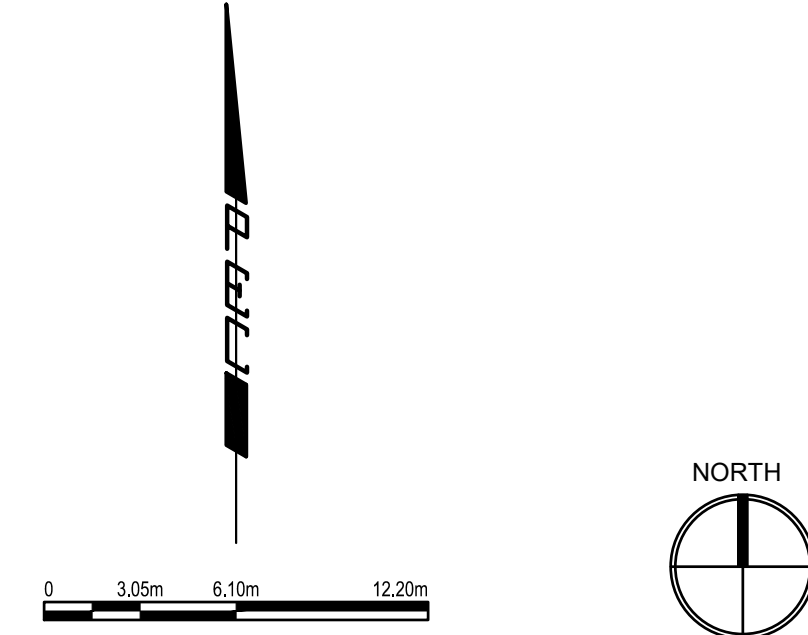
E. WATERMAN STREET

S. EDGEMOOR DRIVE



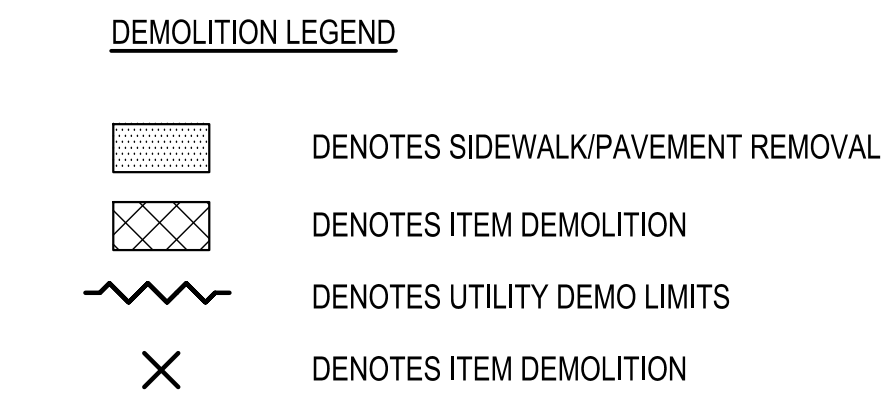
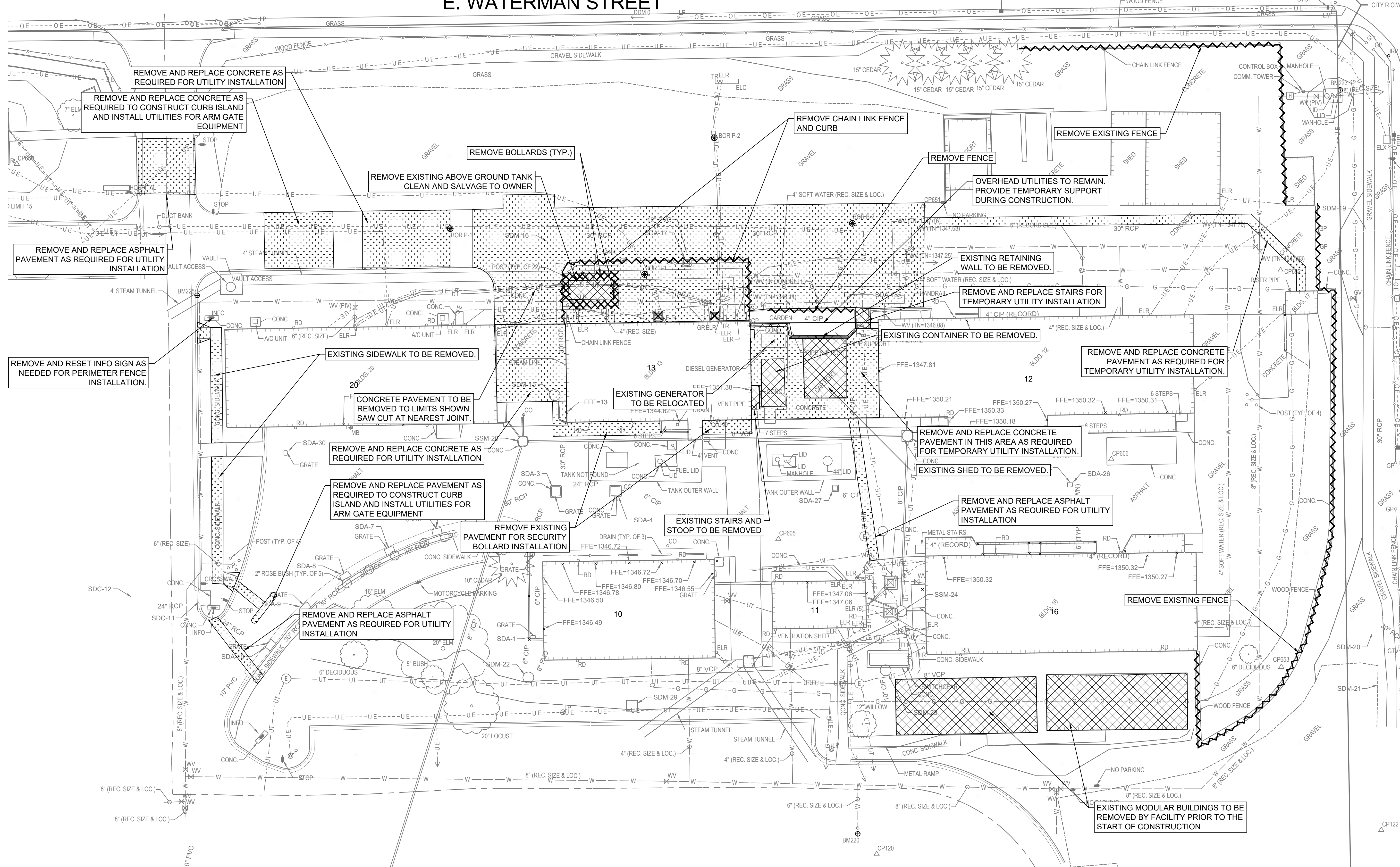

- SDA-1
2'X1.5' CONCRETE AREA INLET
RIM: 1346.32
OUT (S) 6" CIP=1344.33
OUT (N) 6" CIP=1344.31
- SDA-2
2'X1.5' CONCRETE AREA INLET
RIM: 1346.35
IN (S) 6" CIP=1344.89
OUT (N) 15" RCP=1344.13
- SDA-3
4'X4' CONCRETE AREA INLET
RIM: 1346.79
IN (E) 24" RCP=1343.69
IN (W) 30" RCP=1343.14
IN (S) 15" RCP=1343.85
OUT (N) 30" RCP=1343.11
- SDA-4
4'X4' CONCRETE AREA INLET
RIM: 1346.25
IN (E) 6" CIP=1343.87
OUT (W) 24" RCP=1343.75
- SDA-5
4'X2.75' CONCRETE AREA INLET
RIM: 1347.48
OUT (E) 30" RCP=1343.16
OUT (W) 30" RCP=1343.23
- SDA-6
4'X2.75' CONCRETE AREA INLET
RIM: 1347.68
IN (E) 30" RCP=1343.13
IN (W) 30" RCP=1343.15
- SDA-7
4'X2.75' CONCRETE AREA INLET
RIM: 1347.87
IN (SW) 30" RCP=1343.22
OUT (E) 30" RCP=1343.17
- SDM-15
CONCRETE MANHOLE W/ CONCRETE RISER
RIM: 1347.98
IN (N) 30" RCP=1340.93
IN (S) 30" RCP=1342.91
- SDM-16
CONCRETE MANHOLE W/ CONCRETE RISER
RIM: 1350.32
OUT (E) 30" RCP=1342.91
OUT (S) 30" RCP=1343.01
- SDA-17
2.6'X2.3' CONCRETE AREA INLET
RIM: 1349.54
IN (N) 6" CIP=1340.97
OUT (S) 12" PVC=1344.09
- SDA-18
2'X2' CONCRETE AREA INLET
RIM: 1348.82
IN (W) 2" PVC=1347.42
IN (S) 2" PVC=1346.87
IN (N) 6" PVC=1341.62
- SDM-19
CONCRETE MANHOLE W/ CONCRETE RISER
RIM: 1348.73
IN (W) 30" RCP=1340.63
OUT (S) 30" RCP=1340.60
- SDM-20
CONCRETE MANHOLE W/ CONCRETE RISER
RIM: 1347.89
IN (N) 30" RCP=1340.54
OUT (SE) 30" RCP=1340.49
- SDM-21
CONCRETE VAULT
RIM: 1347.92
- SDA-8
4'X2.75' CONCRETE AREA INLET
RIM: 1348.12
OUT (NE) 30" RCP=1343.27
OUT (SW) 30" RCP=1343.32
- SDA-9
4'X2.75' CONCRETE AREA INLET
RIM: 1348.43
IN (NE) 30" RCP=5.90
IN (SW) 30" RCP=5.79
- SDA-10
4'X2.75' CONCRETE AREA INLET
RIM: 1348.43
IN (NW) 24" RCP=1343.55
IN (SW) 10" PVC=1343.70
OUT (NE) 30" RCP=1343.23
- SDC-11
6'X4' CONCRETE CURB INLET
RIM: 1350.47
IN (W) 24" RCP=1345.87
OUT (SE) 24" RCP=1343.77
- SDC-12
6'X4' CONCRETE CURB INLET
RIM: 1350.87
OUT (E) 24" RCP=1346.17
- SDA-13
2'X2' CONCRETE AREA INLET WITH BRICK RISER
RIM: 1347.53
IN (S) 6" PVC=1345.10
IN (W) 8" PVC=1345.14
OUT (N) 10" PVC=1345.07
- SDA-14
RECTANGULAR JUNCTION STRUCTURE NF
RIM: 1346.26
OUT (NW) 6" CIP=1344.84
- SDM-22
BRICK MANHOLE W/ BRICK RISER
RIM: 1347.21
IN (N) 6" CIP=1341.81
IN (W) 8" PVC=1341.86
IN (N) 6" PVC=1343.21
OUT (E) 8" VCP=1341.79
OUT (W) 8" VCP=1341.91
- SDM-23
BRICK MANHOLE W/ BRICK RISER
RIM: 1346.87
IN (E) 8" VCP=1340.87
IN (W) 8" VCP=1340.92
IN (N) 2" CIP=1348.01
OUT (S) 10" CIP=1340.87
- SSM-24
COATED MANHOLE W/ COATED RISER
RIM: 1348.93
IN (E) 6" CIP (SERVICE)=1343.16
IN (W) 4" CIP (SERVICE)=1343.13
OUT (N) 8" CIP=1343.09
- SSM-25
COATED MANHOLE W/ COATED RISER
RIM: 1348.70
IN (S) 8" CIP=1342.55
OUT (N) 6" CIP (SERVICE)=1343.65
OUT (W) 8" VCP=1342.50
- SDA-26
2'X2' AREA INLET, 3'X3' CONCRETE VAULT FULL OF DIRT AND WATER
RIM: 1346.22
OUT (S) 6" (TYPE UNKNOWN)=1342.52
- SDA-27
2'X2' AREA INLET, 3'X3' CONCRETE VAULT FULL OF DIRT AND WATER
RIM: 1346.15
OUT (E) 6" CIP=1342.45
- SSM-28
COATED MANHOLE W/ COATED RISER
RIM: 1348.01
IN (E) 8" VCP=1342.01
IN (N) 4" (TYPE UNKNOWN)=1341.96
IN (W) 2" CIP=1348.01
IN (NW) 4" CIP (SERVICE)=1344.86
OUT (S) 8" VCP=1341.91
- SDM-29
4'X4' BRICK VAULT W/ (4) CONCRETE RISERS ABOVE OLD EXIST. MANHOLE LID
4" CIP HAS 90-DEGREE ELBOWS POINTED DOWN
RIM: 1348.90
IN (SW) 4" CIP=1343.60
IN (N) 4" CIP=1343.80
- SDA-30
2'X1.5' CONCRETE AREA INLET FULL OF DIRT AND WATER NO PIPES FOUND BOTTOM OF STRUCTURE: 1343.90
RIM: 1348.90
- SDM-5500
BRICK MANHOLE W/ BRICK RISER TO OLD TOP RAISED W/ CONCRETE RISERS
RIM: 1349.82
IN (N) 6" CIP=1342.82
IN (NE) 4" CIP Pipe=1342.82
IN (W) 4" CIP=1344.42
OUT (S) 6" CIP=1342.02
- SSM-5501
CONCRETE MANHOLE W/ CMU RISER
RIM: 1349.08
IN (N) 8" VCP=1340.18

SURVEY NOTE:
THE DESIGN INCLUDED IN THESE PLANS IS IN METRIC UNITS. THE SITE SURVEY WAS COMPLETED IN US SURVEY FEET.

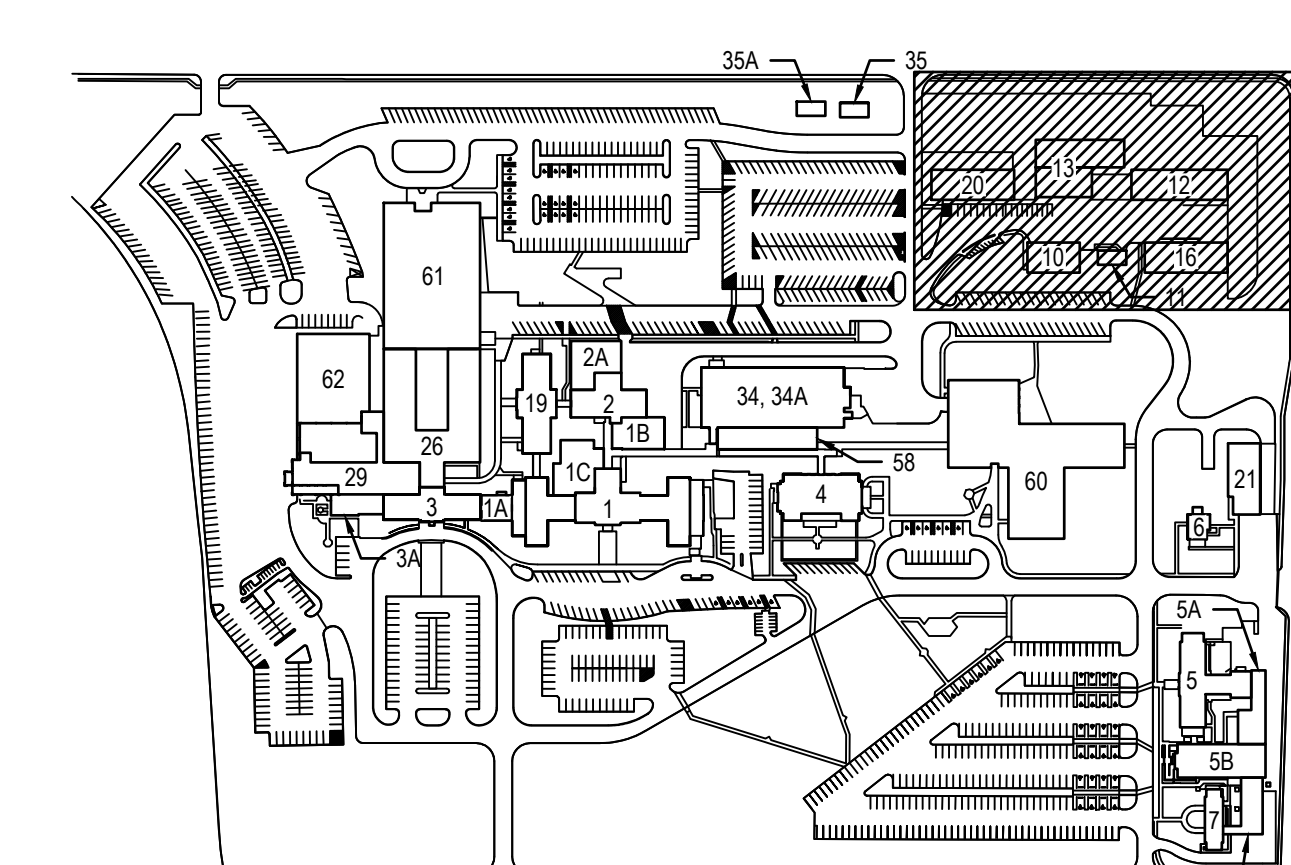


<p>PRINTS OF THIS DRAWING SHALL NOT BE USED FOR ANY PURPOSE WHATSOEVER WITHOUT THE SEAL AND SIGNATURE OF THE PROFESSIONAL ENGINEER.</p>			<p>CONSULTANTS</p> <p>HAZARDOUS MATERIALS MABBETT & ASSOCIATES, INC. 105 CENTRAL STREET, STONEHAM, MA 02180 PHONE: (781)275-6566</p> <p>CIVIL / STRUCTURAL PROFESSIONAL ENGINEERING CONSULTANTS, P.A. 303 SOUTH TOPEKA, WICHITA, KS 67202 PHONE: (316)262-2691</p> <p>ARCHITECTURAL OCULUS INC. 1 SOUTH MEMORIAL DRIVE, SUITE 1500, SAINT LOUIS, MO 63102 PHONE: (314)367-6100</p>		<p>FIRE SUPPRESSION KOFFEL ASSOCIATES 8815 CENTRE PARK DRIVE, SUITE 200, COLUMBIA, MD 21045 PHONE: (410)759-2246</p> <p>ELECTRONIC SECURITY MAGNA ENGINEERS 861 CORPORATE DRIVE, SUITE 210, LEXINGTON, KY 40503 PHONE: (859)309-2990</p> <p>PHYSICAL SECURITY FORCE PROTECT 3210 GULF BLVD. UNIT 304, BELLEAIR BEACH, FL 33786 PHONE: (802)836-4232</p>		<p>ENGINEER OF RECORD</p> <p>Miller-Remick LLC M.E.P. & Structural Engineering A Service Disabled Veteran Owned Small Business 1010 KINGS HIGHWAY SOUTH CHERRY HILL, NEW JERSEY 08034 PHONE: (856)429-4000 FAX: (856)429-5022 MR PROJECT NO: 0499-0121</p>		<p>PROFESSIONAL ENGINEERING CONSULTANTS, P.A. PROFESSIONAL ENGINEER</p> <p>SCOTT W. TUNNICLIFFE 26113 08/03/2021 KANSAS PROFESSIONAL ENGINEER</p>		<p>Office of Construction and Facilities Management</p> <p>VA U.S. Department of Veterans Affairs</p>		<p>Drawing Title CIVIL SITE EXISTING CONDITIONS</p> <p>Approved: Project Director</p>		<p>Phase 100% BID SET</p> <p>FULLY SPRINKLERED</p>		<p>Project Title INSTALL NEW BOILERS IN BUILDING 13</p> <p>Location ROBERT J. DOLE VA MEDICAL CENTER WICHITA, KANSAS</p> <p>Issue Date 2021-09-03</p> <p>Checked DRC</p> <p>Drawn SMT / DSB</p>		<p>Project Number 589A7-18-302</p> <p>Building Number 13</p> <p>Drawing Number VF101</p>	
---	--	--	--	--	--	--	--	--	--	--	--	--	--	--	--	--	--	--	---	--

E. WATERMAN STREET



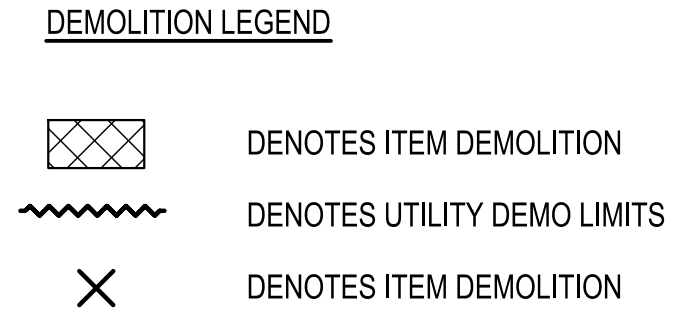
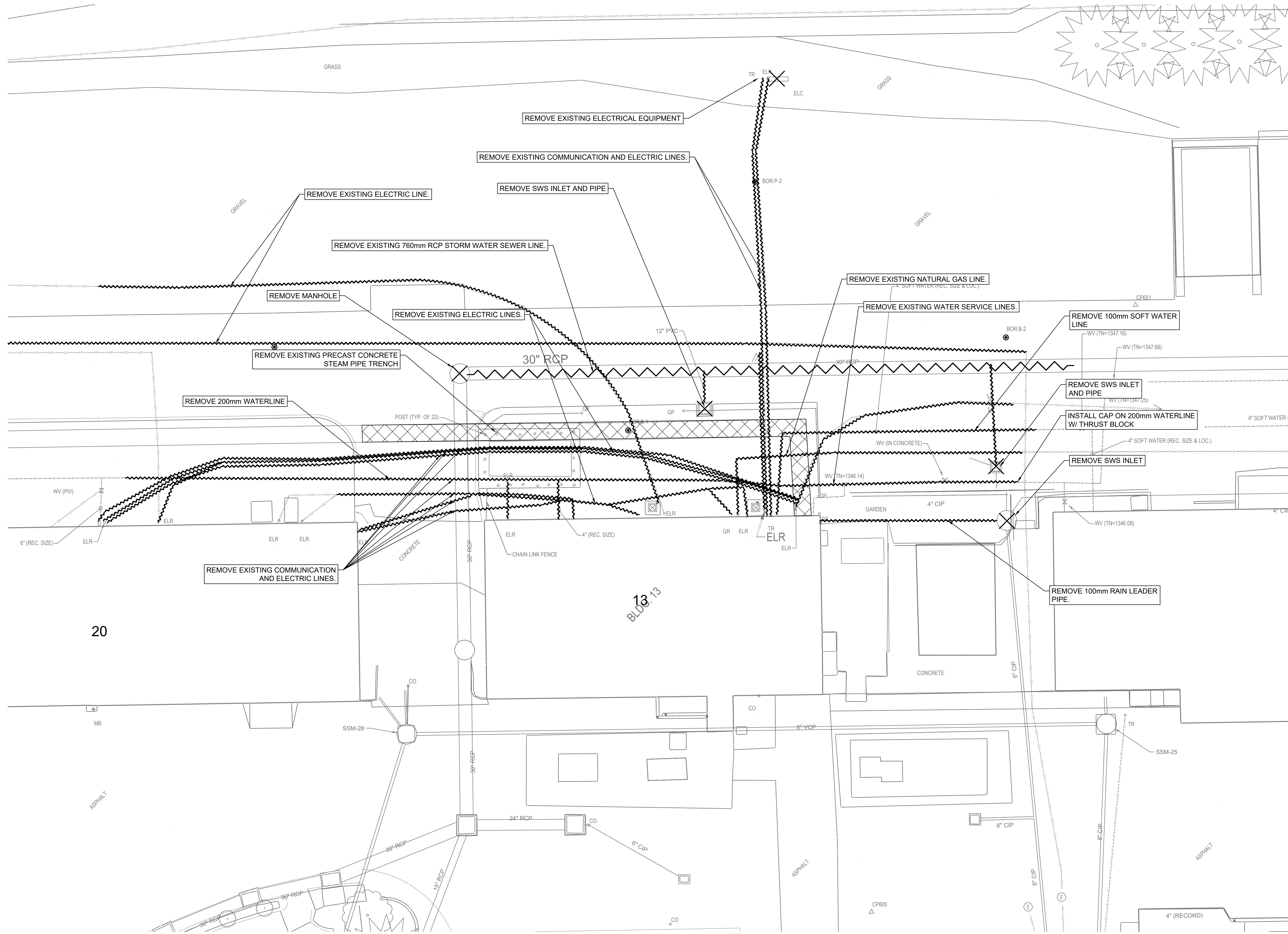
- GENERAL NOTES**
1. REFER TO SHEET CU101.01 FOR ADDITIONAL UTILITY WORK WHICH MAY REQUIRE ADDITIONAL PAVEMENT REMOVAL AND REPLACEMENT NOT SHOWN ON THIS SHEET.
 2. SEE SHEET CD102.01 FOR UTILITY DEMOLITION WORK NOT SHOWN ON THIS SHEET.
 3. SEE ELECTRICAL SITE PLAN FOR ADDITIONAL UG ELECTRIC AND TELECOM REMOVAL INFORMATION.



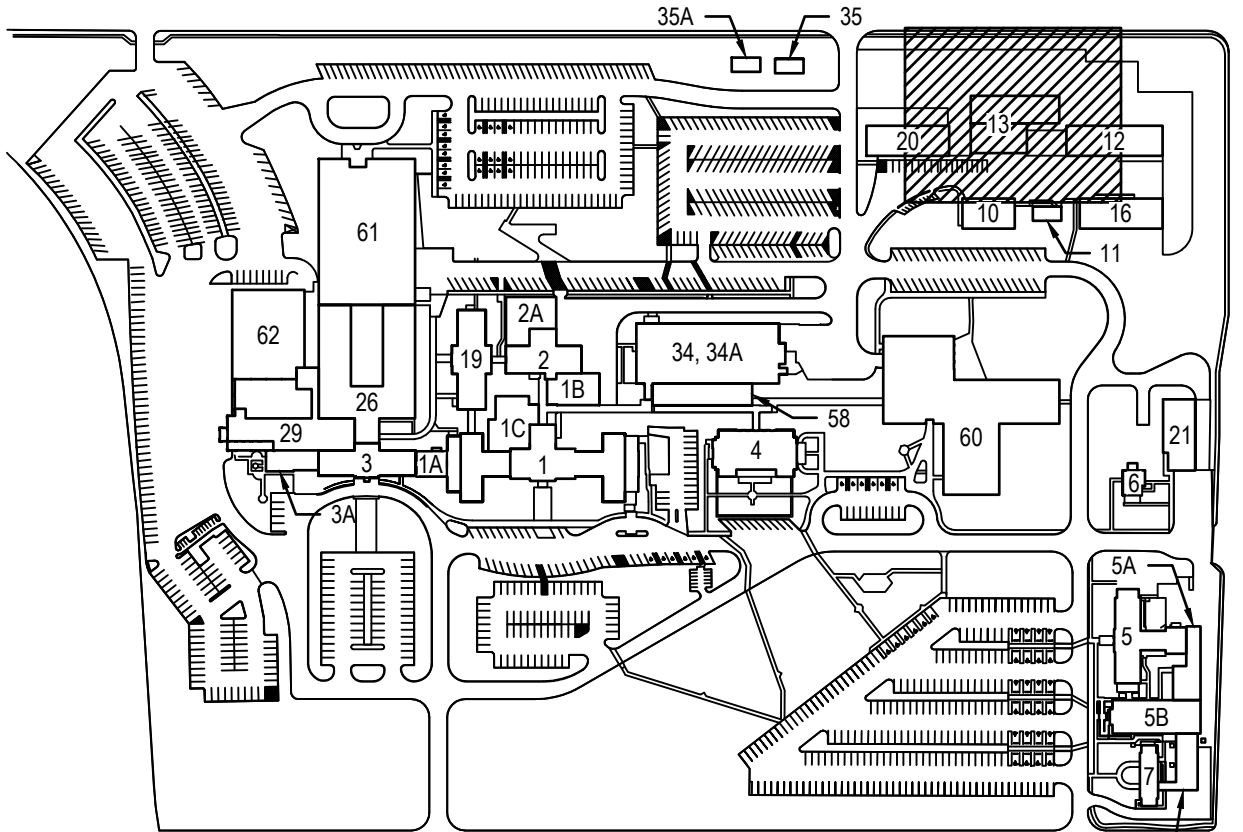
KEYPLAN

U:\Wichita-Civil\2020\20664\000\Drawings\Metric\CONVERSION\200664-000 - CD101.01 - SITE DEMOLITION PLAN.dwg 9-3-21 12:40:52 PM

PRINTS OF THIS DRAWING SHALL NOT BE USED FOR ANY PURPOSE WHATSOEVER WITHOUT THE SEAL AND SIGNATURE OF THE PROFESSIONAL ENGINEER.			CONSULTANTS HAZARDOUS MATERIALS MABBETT & ASSOCIATES, INC. 105 CENTRAL STREET, STONEHAM, MA 02180 PHONE: (781)275-0591 CIVIL/STRUCTURAL PROFESSIONAL ENGINEERING CONSULTANTS, P.A. 303 SOUTH TOPEKA, WICHITA, KS 67202 PHONE: (316)262-2891 ARCHITECTURAL OCULUS INC. 1 SOUTH MEMORIAL DRIVE, SUITE 1500, SAINT LOUIS, MO 63102 PHONE: (314)367-6100		FIRE SUPPRESSION KOFFEL ASSOCIATES 8815 CENTRE PARK DRIVE, SUITE 200, COLUMBIA, MD 21045 PHONE: (410)729-2246 ELECTRONIC SECURITY MAGNA ENGINEERS 861 CORPORATE DRIVE, SUITE 210, LEXINGTON, KY 40503 PHONE: (859)309-2990 PHYSICAL SECURITY FORCE PROTECT 3210 GULF BLVD, UNIT 304, BELLSEAR BEACH, FL 33786 PHONE: (802)836-4232		ENGINEER OF RECORD Miller-Remick LLC M.E.P. & Structural Engineering A Service Disabled Veteran Owned Small Business 1010 KINGS HIGHWAY SOUTH CHERRY HILL, NEW JERSEY 08034 PHONE: (856)429-4000 FAX: (856)429-9022 MR PROJECT NO: 0499-0121		PROFESSIONAL ENGINEERING CONSULTANTS, P.A. PROFESSIONAL ENGINEER 		Office of Construction and Facilities Management U.S. Department of Veterans Affairs		Drawing Title CIVIL SITE DEMOLITION PLAN, PHASE 1 Approved: Project Director		Phase 100% BID SET FULLY SPRINKLERED		Project Title INSTALL NEW BOILERS IN BUILDING 13		Project Number 589A7-18-302 Building Number 13 Drawing Number CD101.01	
Location ROBERT J. DOLE VA MEDICAL CENTER WICHITA, KANSAS		Issue Date 2021-09-03		Checked DRC		Drawn SMT / DSB														



- GENERAL NOTES**
- SEE SHEET CD101.01 FOR SITE DEMOLITION ITEMS NOT SHOWN ON THIS SHEET.
 - SEE ELECTRICAL DEMO AND SITE PLANS FOR ADDITIONAL UG ELECTRIC AND TELECOM REMOVAL ITEMS AND INFORMATION NOT SHOWN ON THIS SHEET.
 - DO NOT REMOVE OR DISCONNECT WATER AND GAS SERVICE LINES FEEDING BUILDING 13 UNTIL TEMPORARY REROUTES ARE INSTALLED AND OPERATIONAL. SEE SHEET CU101.01 FOR ADDITIONAL INFORMATION.



KEYPLAN

PRINTS OF THIS DRAWING SHALL NOT BE USED FOR ANY PURPOSE WHATSOEVER WITHOUT THE SEAL AND SIGNATURE OF THE PROFESSIONAL ENGINEER.

NO.	DESCRIPTION	DATE

CONSULTANTS

<p>HAZARDOUS MATERIALS MABBETT & ASSOCIATES, INC. 105 CENTRAL STREET, STONEHAM, MA 02180 PHONE: (781)275-6591</p>	<p>FIRE SUPPRESSION KOFFEL ASSOCIATES 8815 CENTRE PARK DRIVE, SUITE 200, COLUMBIA, MD 21045 PHONE: (410)759-2246</p>
<p>CIVIL / STRUCTURAL PROFESSIONAL ENGINEERING CONSULTANTS, P.A. 303 SOUTH TOPEKA, WICHITA, KS 67202 PHONE: (316)262-2881</p>	<p>ELECTRONIC SECURITY MAGNA ENGINEERS 861 CORPORATE DRIVE, SUITE 210, LEXINGTON, KY 40503 PHONE: (859)309-2990</p>
<p>ARCHITECTURAL OCULUS INC. 1 SOUTH MEMORIAL DRIVE, SUITE 1500, SAINT LOUIS, MO 63102 PHONE: (314)367-6100</p>	<p>PHYSICAL SECURITY FORCE PROTECT 3210 GULF BLVD, UNIT 304, BELLAIR BEACH, FL 33786 PHONE: (802)836-4232</p>

ENGINEER OF RECORD

Miller-Remick LLC
M.E.P. & Structural Engineering
A Service Disabled Veteran Owned Small Business

1010 KINGS HIGHWAY SOUTH
CHERRY HILL, NEW JERSEY 08034
PHONE: (856)429-4000
FAX: (856)429-9025
MR PROJECT NO: 0499-0121

PROFESSIONAL ENGINEERING CONSULTANTS, P.A.
PROFESSIONAL ENGINEER

SCOTT M. TURNER
LICENSED PROFESSIONAL ENGINEER
26113
08/03/2021
KANSAS

Office of Construction and Facilities Management

VA U.S. Department of Veterans Affairs

Drawing Title
CIVIL SITE
UTILITY DEMOLITION PLAN, PHASE 1

Approved: Project Director

Phase
100% BID SET

FULLY SPRINKLERED

Project Title
INSTALL NEW BOILERS IN BUILDING 13

Location
ROBERT J. DOLE VA MEDICAL CENTER
WICHITA, KANSAS

Issue Date
2021-09-03

Checked
DRC

Drawn
SMT / DSB

Project Number
589A7-18-302

Building Number
13

Drawing Number
CD102.01

A

C

D

M

T

A

B

C


D

E

F

E. WATERMAN STREET

S. EDGEMOOR DRIVE

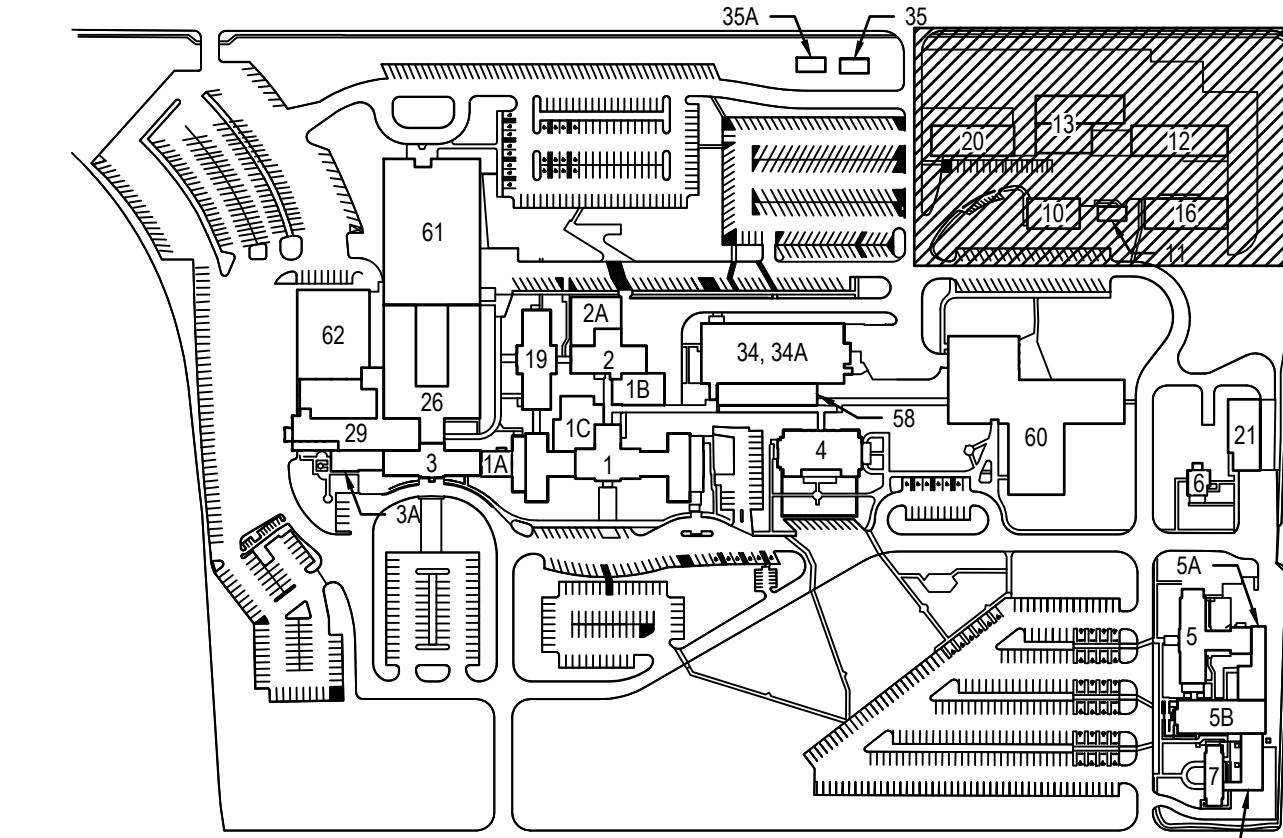


LEGEND

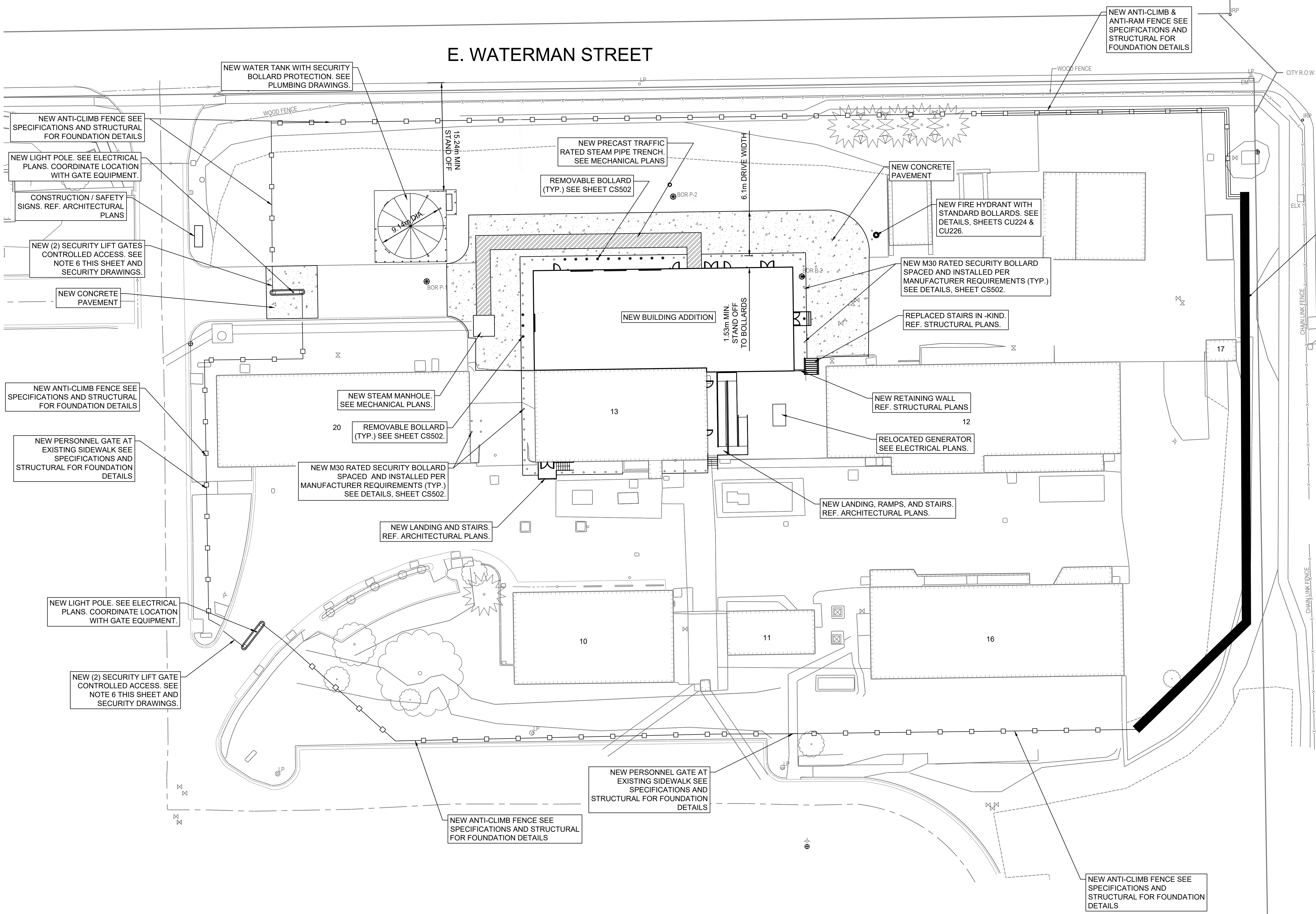
- NEW PAVEMENT
- NEW ANTI-CLIMB FENCE
- NEW ANTI-CLIMB & ANTI-RAM FENCE
- NEW BLAST WALL

GENERAL NOTES

1. SEE SHEET CS501 FOR CONCRETE PAVEMENT SECTION AND JOINTING DETAILS.
2. SECURITY BOLLARDS IN FRONT OF OVERHEAD DOORS, GENERATOR ROOM LOUVERS, AND TRANSFORMER ROOM DOORS SHALL BE REMOVABLE. BOLLARD SYMBOLS WITH SOLID FILL INDICATES REMOVABLE BOLLARD.
3. SEE ELECTRICAL SITE PLAN FOR ADDITIONAL UG ELECTRIC AND TELECOM INFORMATION.
4. ANTI-CLIMB FENCE SHALL BE AMERISTAR FENCE IMPASSE II HIGH SECURITY STEEL FENCING, GAUNTLET STYLE.
5. ANTI-RAM FENCE SHALL BE AMERISTAR FENCE STALWART IS SECURITY FENCE, 3.048m HEIGHT MEETING K12 CRASH RATING, GAUNTLET STYLE.
6. VEHICLE TRAFFIC CONTROL BARRIER SHALL BE DOORING GATE MODEL 1602 WITH 4.3m ALUMINUM ARM. INSTALL PER MANUFACTURER INSTRUCTIONS. SEE ELECTRICAL AND SECURITY PLANS FOR ADDITIONAL INFORMATION.



KEYPLAN



U:\Wichita-Civil\2020\200664-000\Drawings\Metric Conversion\200664-000 - CS101.01 - OVERALL SITE PLAN.dwg 9-3-21 12:41:16 PM

NO.	DESCRIPTION	DATE

CONSULTANTS

<p>HAZARDOUS MATERIALS MABBETT & ASSOCIATES, INC. 105 CENTRAL STREET, STONEHAM, MA 02180 PHONE: (781)275-6550</p>	<p>FIRE SUPPRESSION KOFFEL ASSOCIATES 8815 CENTRE PARK DRIVE, SUITE 200, COLUMBIA, MD 21045 PHONE: (410)729-2246</p>
<p>CIVIL / STRUCTURAL PROFESSIONAL ENGINEERING CONSULTANTS, P.A. 303 SOUTH TOPEKA, WICHITA, KS 67202 PHONE: (316)262-2881</p>	<p>ELECTRONIC SECURITY MAGNA ENGINEERS 861 CORPORATE DRIVE, SUITE 210, LEXINGTON, KY 40503 PHONE: (859)309-2990</p>
<p>ARCHITECTURAL OCULUS INC. 1 SOUTH MEMORIAL DRIVE, SUITE 1500, SAINT LOUIS, MO 63102 PHONE: (314)367-6100</p>	<p>PHYSICAL SECURITY FORCE PROTECT 3210 GULF BLVD. UNIT 304, BELLEAIR BEACH, FL 33786 PHONE: (802)836-4232</p>

ENGINEER OF RECORD

Miller-Remick LLC
M.E.P. & Structural Engineering
A Service Disabled Veteran Owned Small Business
1010 KINGS HIGHWAY SOUTH
CHERRY HILL, NEW JERSEY 08034
PHONE: (856)429-4000
FAX: (856)429-9022
MR PROJECT NO: 0499-0121

PROFESSIONAL ENGINEERING CONSULTANTS, P.A.
PROFESSIONAL ENGINEER

SCOTT M. TURNER
26113
08/03/2021
KANSAS
PROFESSIONAL ENGINEER

Office of Construction and Facilities Management

VA U.S. Department of Veterans Affairs

Drawing Title
CIVIL SITE OVERALL SITE PLAN, PHASE 1

Approved: Project Director

Phase
100% BID SET

FULLY SPRINKLERED

Project Title
INSTALL NEW BOILERS IN BUILDING 13

Location
ROBERT J. DOLE VA MEDICAL CENTER
WICHITA, KANSAS

Issue Date
2021-09-03

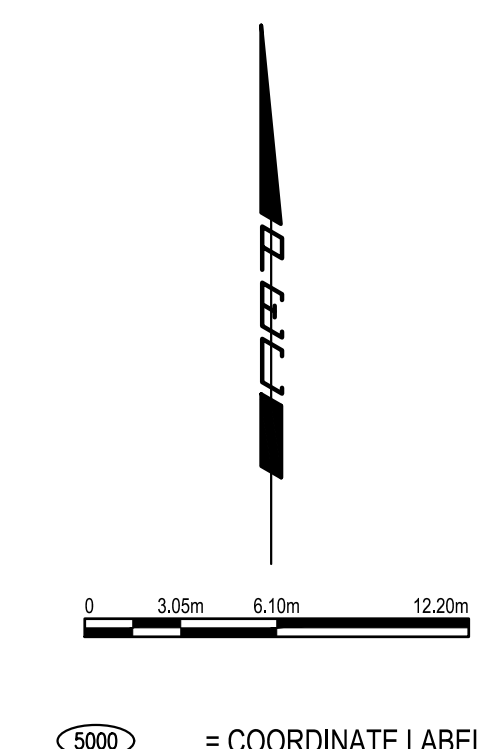
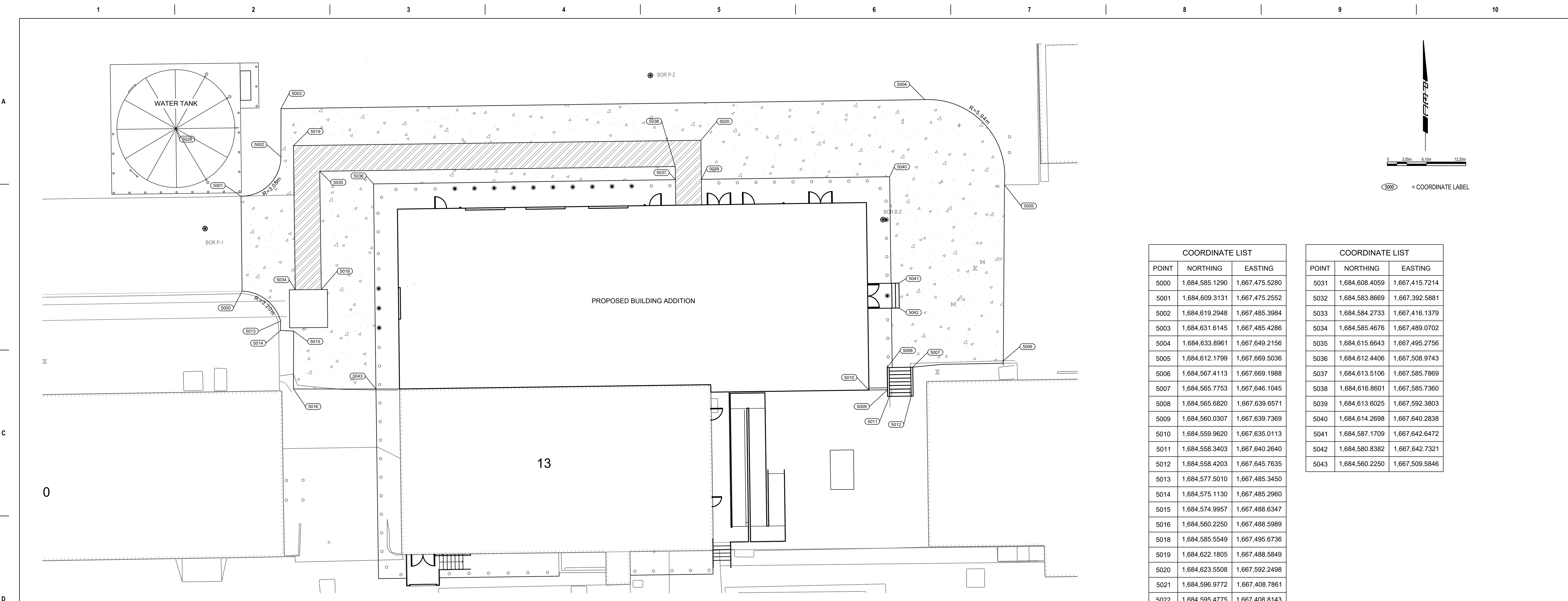
Checked
DRC

Drawn
SMT / DSB

Project Number
589A7-18-302

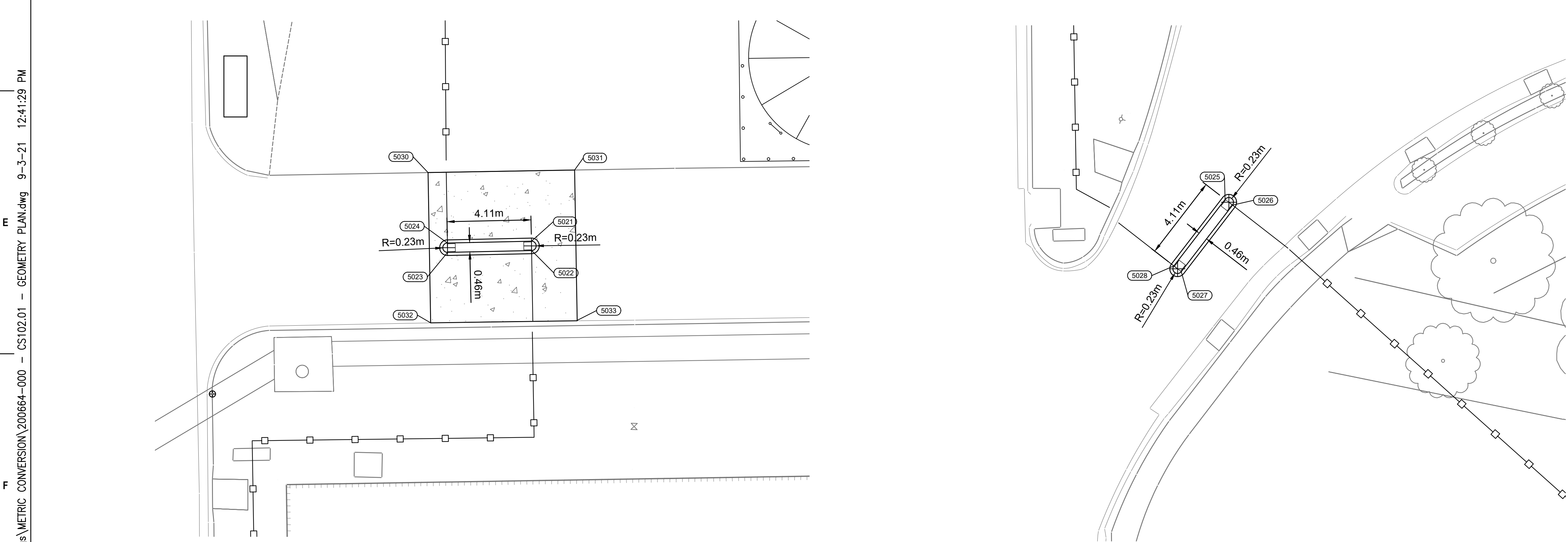
Building Number
13

Drawing Number
CS101.01



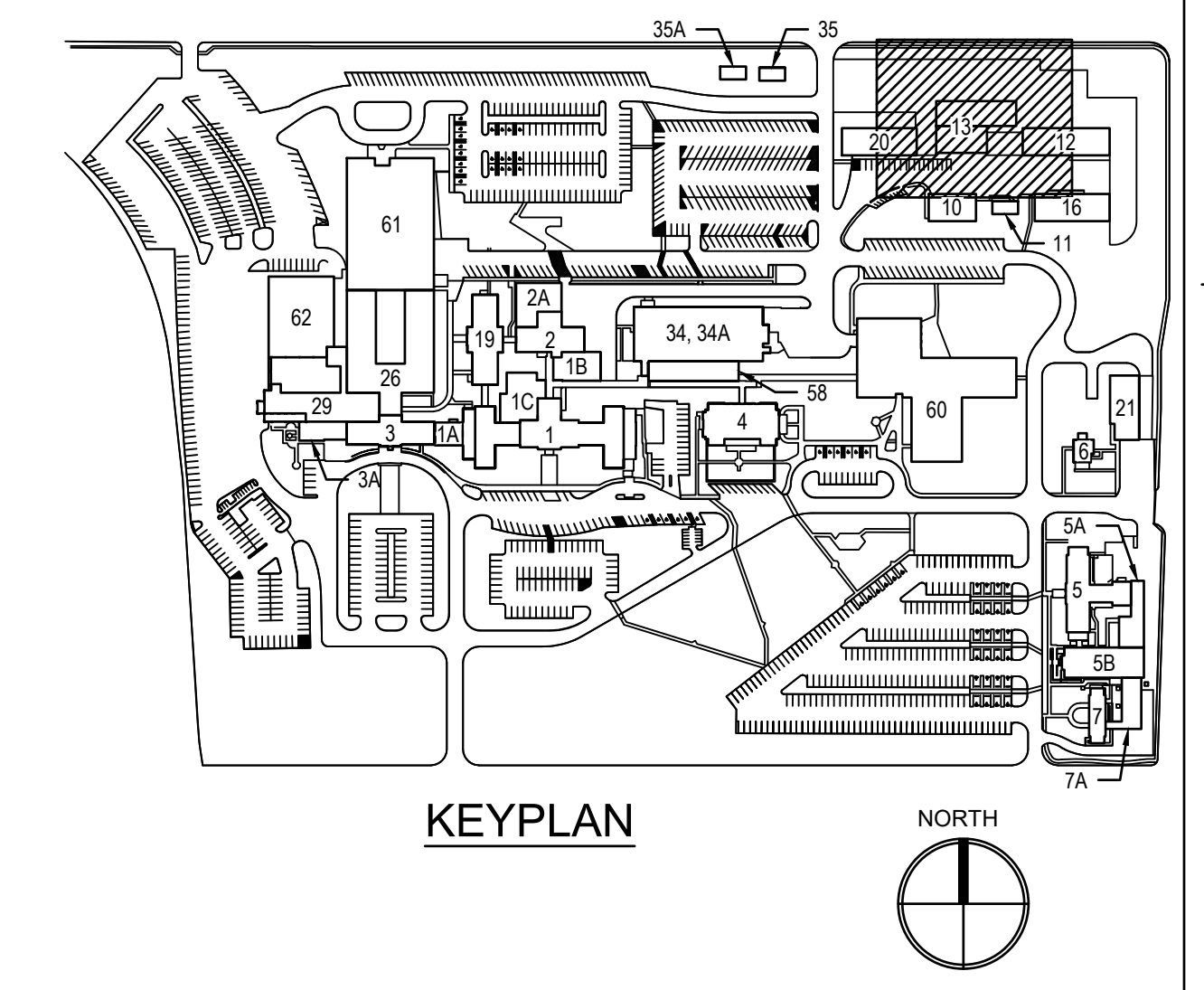
COORDINATE LIST		
POINT	NORTHING	EASTING
5000	1,684,585.1290	1,667,475.5280
5001	1,684,609.3131	1,667,475.2552
5002	1,684,619.2948	1,667,485.3984
5003	1,684,631.6145	1,667,485.4286
5004	1,684,633.8961	1,667,649.2156
5005	1,684,612.1799	1,667,669.5036
5006	1,684,567.4113	1,667,669.1988
5007	1,684,565.7753	1,667,646.1045
5008	1,684,565.6820	1,667,639.6571
5009	1,684,560.0307	1,667,639.7369
5010	1,684,559.9620	1,667,635.0113
5011	1,684,558.3403	1,667,640.2640
5012	1,684,558.4203	1,667,645.7635
5013	1,684,577.5010	1,667,485.3450
5014	1,684,575.1130	1,667,485.2960
5015	1,684,574.9957	1,667,488.6347
5016	1,684,560.2250	1,667,488.5989
5018	1,684,585.5549	1,667,495.6736
5019	1,684,622.1805	1,667,488.5849
5020	1,684,623.5508	1,667,592.2498
5021	1,684,596.9772	1,667,408.7861
5022	1,684,595.4775	1,667,408.8143
5023	1,684,595.1840	1,667,395.3168
5024	1,684,596.6837	1,667,395.2886
5025	1,684,444.1539	1,667,389.7761
5026	1,684,443.2243	1,667,390.9778
5027	1,684,432.5357	1,667,382.7321
5028	1,684,433.4550	1,667,381.5468
5029	1,684,626.5158	1,667,458.6806
5030	1,684,607.9995	1,667,392.1717

COORDINATE LIST		
POINT	NORTHING	EASTING
5031	1,684,608.4059	1,667,415.7214
5032	1,684,583.8669	1,667,392.5881
5033	1,684,584.2733	1,667,416.1379
5034	1,684,585.4676	1,667,489.0702
5035	1,684,615.6643	1,667,495.2756
5036	1,684,612.4406	1,667,508.9743
5037	1,684,613.5106	1,667,585.7869
5038	1,684,616.8601	1,667,585.7360
5039	1,684,613.6025	1,667,592.3803
5040	1,684,614.2698	1,667,640.2838
5041	1,684,587.1709	1,667,642.6472
5042	1,684,580.8382	1,667,642.7321
5043	1,684,560.2250	1,667,509.5846



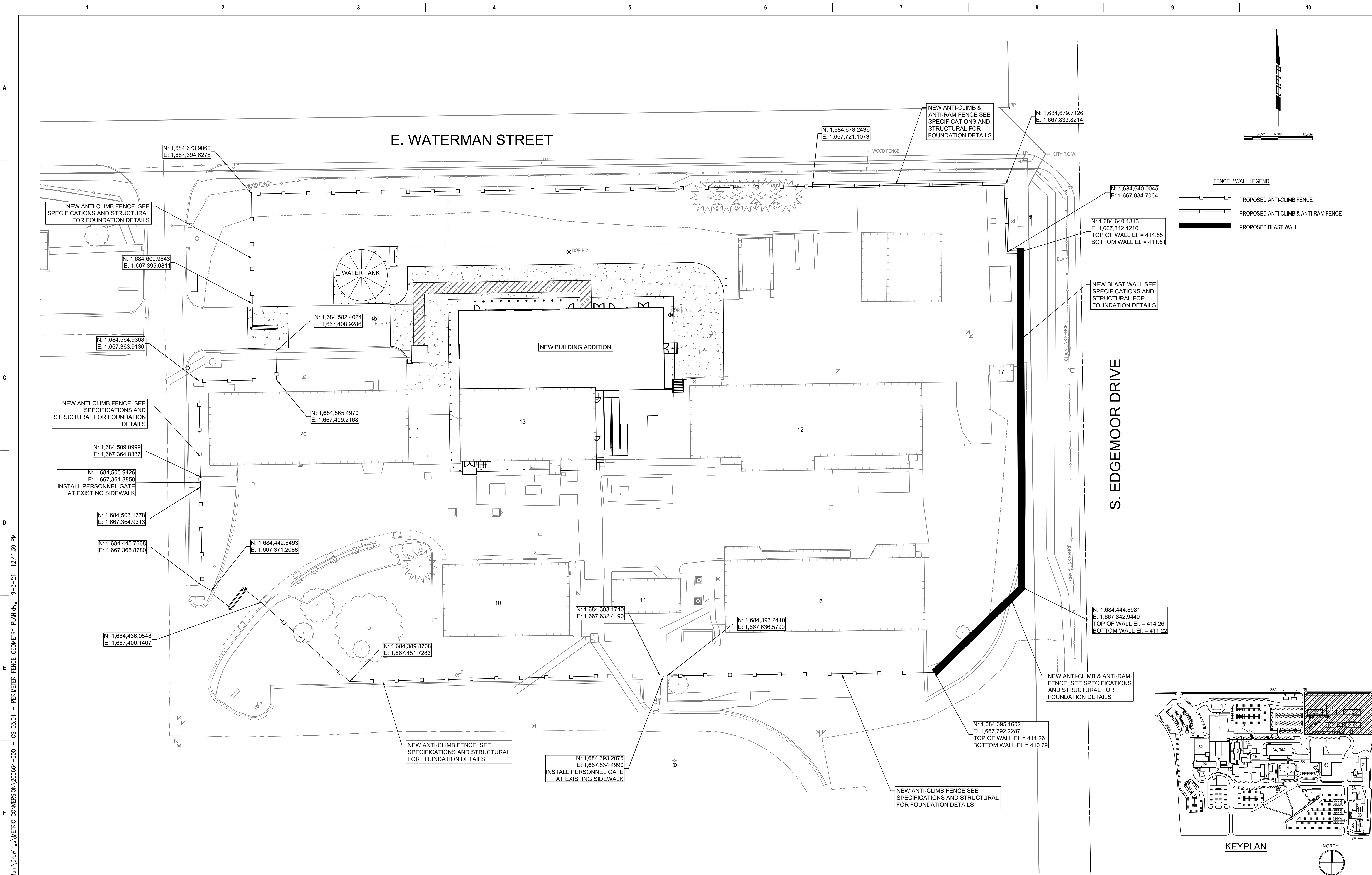
GEOMETRY PLAN NOTES

- ALL DIMENSIONS ARE TO THE BACK OF CURB OR EDGE OF PAVEMENT UNLESS NOTED OTHERWISE.
- BUILDING COORDINATES SHOWN FOR REFERENCE ONLY. CONTRACTOR SHALL STAKE AND CONSTRUCT BUILDING TO THE DIMENSIONS SHOWN ON THE ARCHITECTURAL AND STRUCTURAL PLANS.
- CONTRACTOR SHALL CONFIRM WATER STORAGE TANK PAD SIZE AND LOCATION WITH THE TANK MANUFACTURER PRIOR TO PAD CONSTRUCTION.



PRINTS OF THIS DRAWING SHALL NOT BE USED FOR ANY PURPOSE WHATSOEVER WITHOUT THE SEAL AND SIGNATURE OF THE PROFESSIONAL ENGINEER.		CONSULTANTS HAZARDOUS MATERIALS MABBETT & ASSOCIATES, INC. 105 CENTRAL STREET, STONEHAM, MA 02180 PHONE: (781)275-6050 CIVIL/STRUCTURAL PROFESSIONAL ENGINEERING CONSULTANTS, P.A. 303 SOUTH TOPEKA, WICHITA, KS 67202 PHONE: (316)262-2881 ARCHITECTURAL OCULUS INC. 1 SOUTH MEMORIAL DRIVE, SUITE 1500, SAINT LOUIS, MO 63102 PHONE: (314)367-6100		FIRE SUPPRESSION KOFFEL ASSOCIATES 8815 CENTRE PARK DRIVE, SUITE 200, COLUMBIA, MD 21045 PHONE: (410)759-2246 ELECTRONIC SECURITY MAGNA ENGINEERS 861 CORPORATE DRIVE, SUITE 210, LEXINGTON, KY 40503 PHONE: (859)309-2990 PHYSICAL SECURITY FORCE PROTECT 3210 GULF BLVD. UNIT 304, BELL SAIR BEACH, FL 33786 PHONE: (802)836-4232		ENGINEER OF RECORD Miller-Remick LLC M.E.P. & Structural Engineering A Service Disabled Veteran Owned Small Business 1010 KINGS HIGHWAY SOUTH CHERRY HILL, NEW JERSEY 08034 PHONE: (856)429-4000 FAX: (856)429-5002 MR PROJECT NO: 0499-0121		PROFESSIONAL ENGINEERING CONSULTANTS, P.A. PROFESSIONAL ENGINEER SCOTT M. TURNER LICENSE NUMBER 26113 08/03/2021 KANSAS PROFESSIONAL ENGINEER		Office of Construction and Facilities Management VA U.S. Department of Veterans Affairs		Drawing Title CIVIL SITE GEOMETRY PLAN, PHASE 1 Approved: Project Director		Phase 100% BID SET FULLY SPRINKLERED		Project Title INSTALL NEW BOILERS IN BUILDING 13 Location ROBERT J. DOLE VA MEDICAL CENTER WICHITA, KANSAS Issue Date 2021-09-03 Checked DRC Drawn SMT / DSB		Project Number 589A7-18-302 Building Number 13 Drawing Number CS102.01	
--	--	--	--	---	--	--	--	--	--	---	--	---	--	--	--	--	--	--	--

U:\Wichita-Civil\2020\200664-000\Wm\Drawings\METRIC CONVERSION\200664-000 - CS102.01 - GEOMETRY PLAN.dwg 9-3-21 12:41:28 PM
 VA FORM 08-6231



U:\Wichita-Civil\2020\200664-000\Drawings\Metric Conversion\200664-000 - CS103.01 - PERIMETER FENCE GEOMETRY PLAN.dwg 9-3-21 12:41:39 PM
 VA FORM 08-6231

PRINTS OF THIS DRAWING SHALL NOT BE USED FOR ANY PURPOSE WHATSOEVER WITHOUT THE SEAL AND SIGNATURE OF THE PROFESSIONAL ENGINEER.		
NO.	DESCRIPTION	DATE

CONSULTANTS	
HAZARDOUS MATERIALS MABBETT & ASSOCIATES, INC. 105 CENTRAL STREET, STONEHAM, MA 02180 PHONE: (781)275-6550	FIRE SUPPRESSION KOFFEL ASSOCIATES 8815 CENTRE PARK DRIVE, SUITE 200, COLUMBIA, MD 21045 PHONE: (410)759-2246
CIVIL / STRUCTURAL PROFESSIONAL ENGINEERING CONSULTANTS, P.A. 303 SOUTH TOPEKA, WICHITA, KS 67202 PHONE: (316)262-2881	ELECTRONIC SECURITY MAGNA ENGINEERS 861 CORPORATE DRIVE, SUITE 210, LEXINGTON, KY 40503 PHONE: (859)309-2990
ARCHITECTURAL OCULUS INC. 1 SOUTH MEMORIAL DRIVE, SUITE 1500, SAINT LOUIS, MO 63102 PHONE: (314)367-6100	PHYSICAL SECURITY FORCE PROTECT 3210 GULF BLVD, UNIT 304, BELLEAIR BEACH, FL 33786 PHONE: (802)836-4232

ENGINEER OF RECORD
Miller-Remick LLC M.E.P. & Structural Engineering A Service Disabled Veteran Owned Small Business 1010 KINGS HIGHWAY SOUTH CHERRY HILL, NEW JERSEY 08034 PHONE: (856)429-4000 FAX: (856)429-9002 MR PROJECT NO: 0499-0121

PROFESSIONAL ENGINEERING CONSULTANTS, P.A.

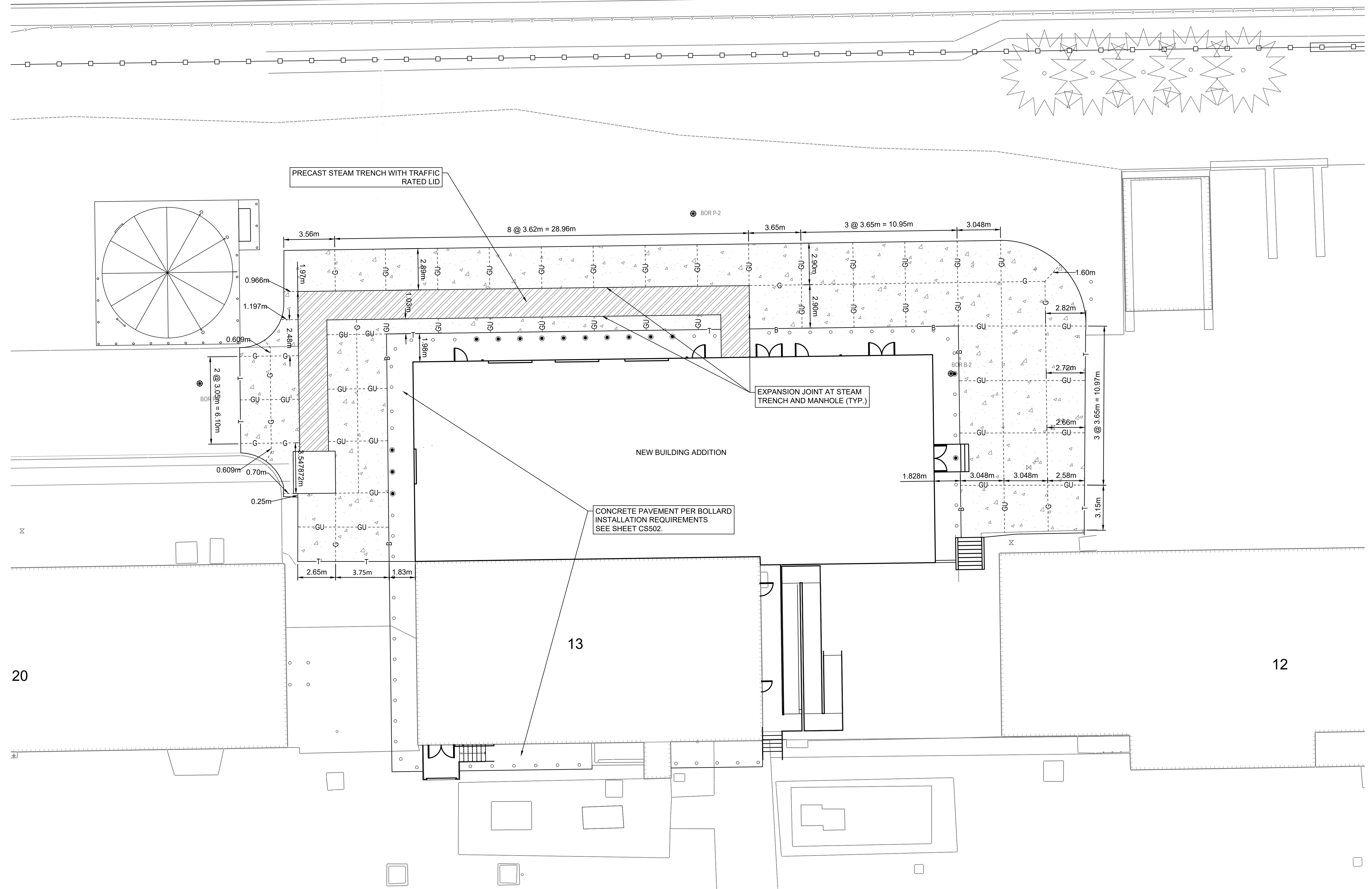
Office of Construction and Facilities Management U.S. Department of Veterans Affairs
--

Drawing Title CIVIL SITE PERIMETER FENCE GEOMETRY PLAN, PHASE 1
Approved: Project Director

Phase 100% BID SET
FULLY SPRINKLERED

Project Title INSTALL NEW BOILERS IN BUILDING 13		
Location ROBERT J. DOLE VA MEDICAL CENTER WICHITA, KANSAS		
Issue Date 2021-09-03	Checked DRC	Drawn SMT / DSB

Project Number 589A7-18-302
Building Number 13
Drawing Number CS103.01

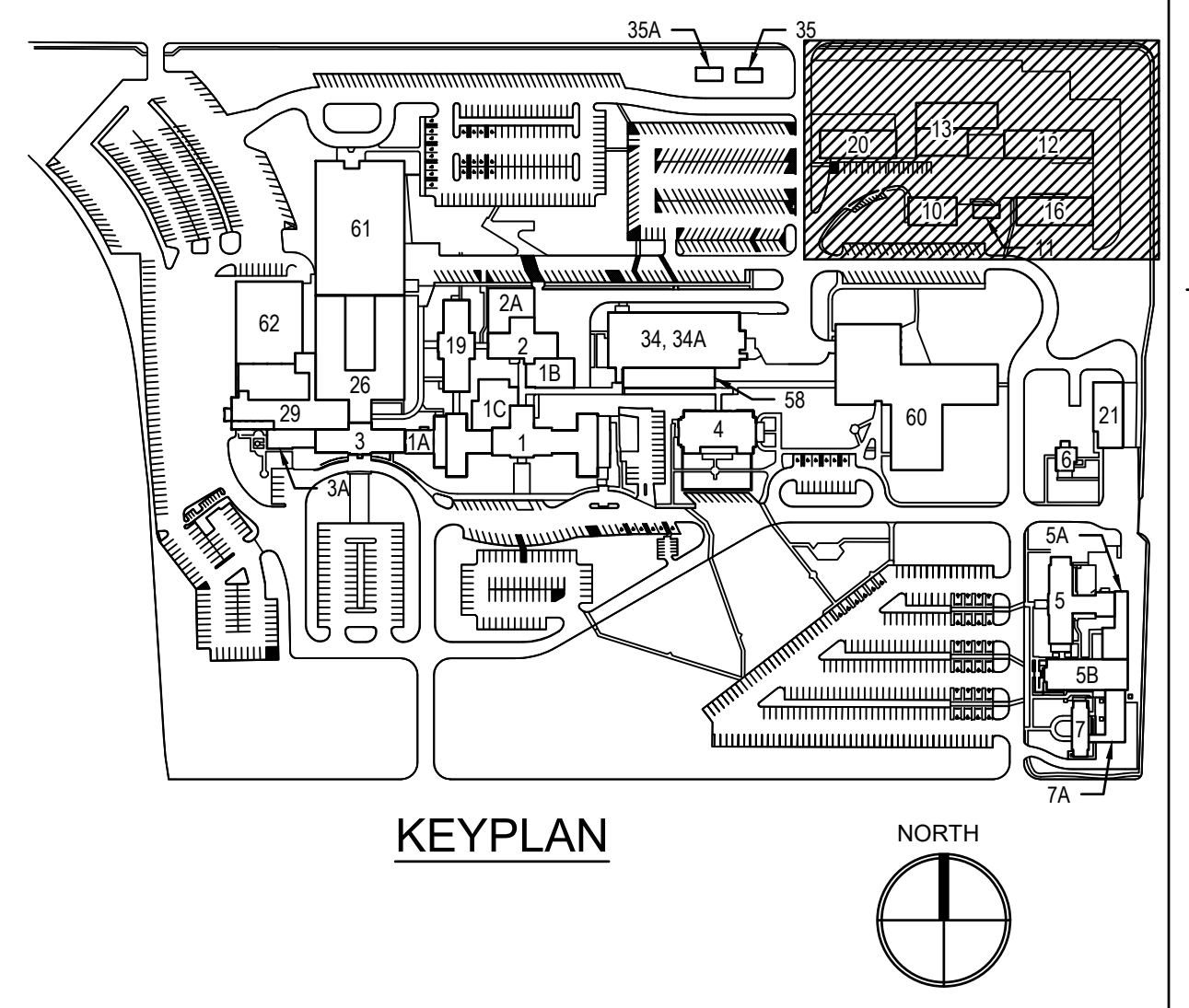
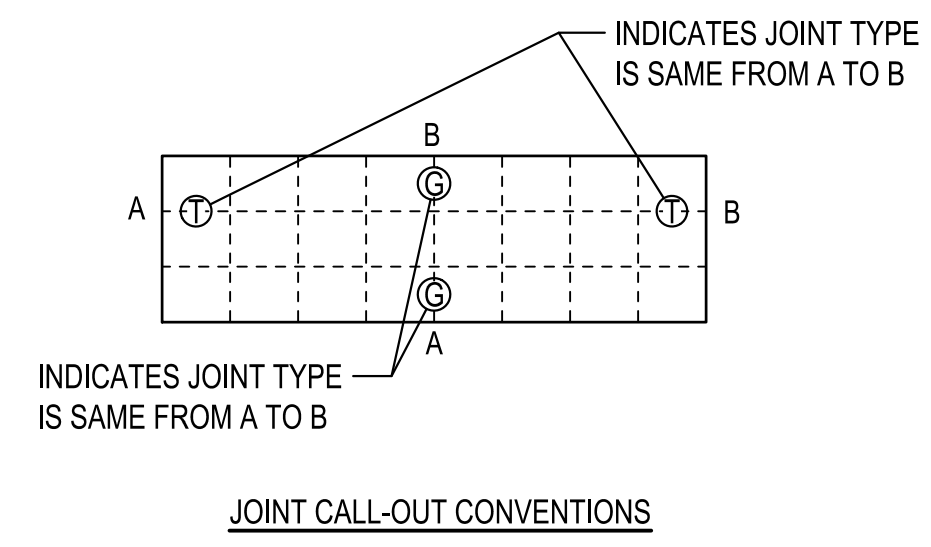


PAVEMENT JOINT LEGEND

T	THICKENED EDGE JOINT
B	BUTT JOINT
G	SAWED CONTRACTION JOINT (TIED)
GU	SAWED CONTRACTION JOINT (UNTIED)
---	PAVEMENT JOINT

- JOINTING NOTES**
- COORDINATE CONCRETE PAVEMENT INSTALLATION WITH SECURITY BOLLARD AND TRENCH DRAIN INSTALLATION.
 - SEE JOINT AND JOINT SEALING DETAILS SHEET CS501.
 - ALL CONCRETE PAVEMENT TO BE REINFORCED. SEE DETAILS SHEET CS501
 - ISOLATION JOINTS SHALL BE CONSTRUCTED AT ALL STORM SEWER INLETS, EQUIPMENT PADS AND MH/VAULT TOP LOCATIONS, UNLESS OTHERWISE SHOWN ON JOINTING PLAN.
 - ALL STEEL REINFORCEMENT SHALL BE ADEQUATELY SUPPORTED BY APPROVED CHAIRS.
 - ALL NEW CURB AND GUTTER SHALL BE TIED TO PROPOSED CONCRETE WITH #4 X 610mm BARS AT 725mm CENTERS.
 - CONSTRUCTION JOINTS MAY BE SUBSTITUTED FOR TIED OR UNTIED CONTRACTION JOINTS AT END OF POUR OR EMERGENCY STOPS.
 - JOINTING LAYOUT IS BASED ON CONVENTIONAL FIXED FORM CONCRETE PAVEMENT CONSTRUCTION. ANY VARIATIONS TO JOINTING SHALL BE SUBMITTED TO THE ENGINEER FOR REVIEW AND APPROVAL PRIOR TO CONSTRUCTION.
 - WHERE CURB AND GUTTER IS ADJACENT TO CONCRETE PAVEMENT, JOINTS SHALL BE CONTINUED THROUGH CURB AND GUTTER.
 - ALL JOINTS SHALL BE SEALED.
 - ANY CONCRETE PAVEMENT THAT IS REQUIRED TO BE REMOVED AND REPLACE FOR NEW WORK NOT SHOWN ON THIS SHEET SHALL BE JOINED TO MATCH EXISTING JOINT CONDITIONS.

JOINTING DETAIL NO. 1
 NOTE:
 ALL PCC PAVEMENT TO BE REINFORCED.



PRINTS OF THIS DRAWING SHALL NOT BE USED FOR ANY PURPOSE WHATSOEVER WITHOUT THE SEAL AND SIGNATURE OF THE PROFESSIONAL ENGINEER.

NO.	DESCRIPTION	DATE

CONSULTANTS

HAZARDOUS MATERIALS MABBETT & ASSOCIATES, INC. 105 CENTRAL STREET, STONEHAM, MA 02180 PHONE: (781)275-6550	FIRE SUPPRESSION KOFFEL ASSOCIATES 8815 CENTRE PARK DRIVE, SUITE 200, COLUMBIA, MD 21045 PHONE: (410)729-2246
CIVIL/STRUCTURAL PROFESSIONAL ENGINEERING CONSULTANTS, P.A. 303 SOUTH TOPEKA, WICHITA, KS 67202 PHONE: (316)262-2881	ELECTRONIC SECURITY MAGNA ENGINEERS 861 CORPORATE DRIVE, SUITE 210, LEXINGTON, KY 40503 PHONE: (859)309-2990
ARCHITECTURAL OCULUS INC. 1 SOUTH MEMORIAL DRIVE, SUITE 1500, SAINT LOUIS, MO 63102 PHONE: (314)367-6100	PHYSICAL SECURITY FORCE PROTECT 3210 GULF BLVD UNIT 304, BELLEAIR BEACH, FL 33786 PHONE: (802)836-4232

ENGINEER OF RECORD

Miller-Remick LLC
 M.E.P. & Structural Engineering
 A Service Disabled Veteran Owned Small Business

1010 KINGS HIGHWAY SOUTH
 CHERRY HILL, NEW JERSEY 08034
 PHONE: (856)429-4000
 FAX: (856)429-9002
 MR PROJECT NO: 0499-0121

PROFESSIONAL ENGINEERING
 CONSULTANTS, P.A.
 PROFESSIONAL ENGINEER

SCOTT M. TURNER
 LICENSE NO. 26113
 08/03/2021
 KANSAS
 PROFESSIONAL ENGINEER

Office of Construction and Facilities Management

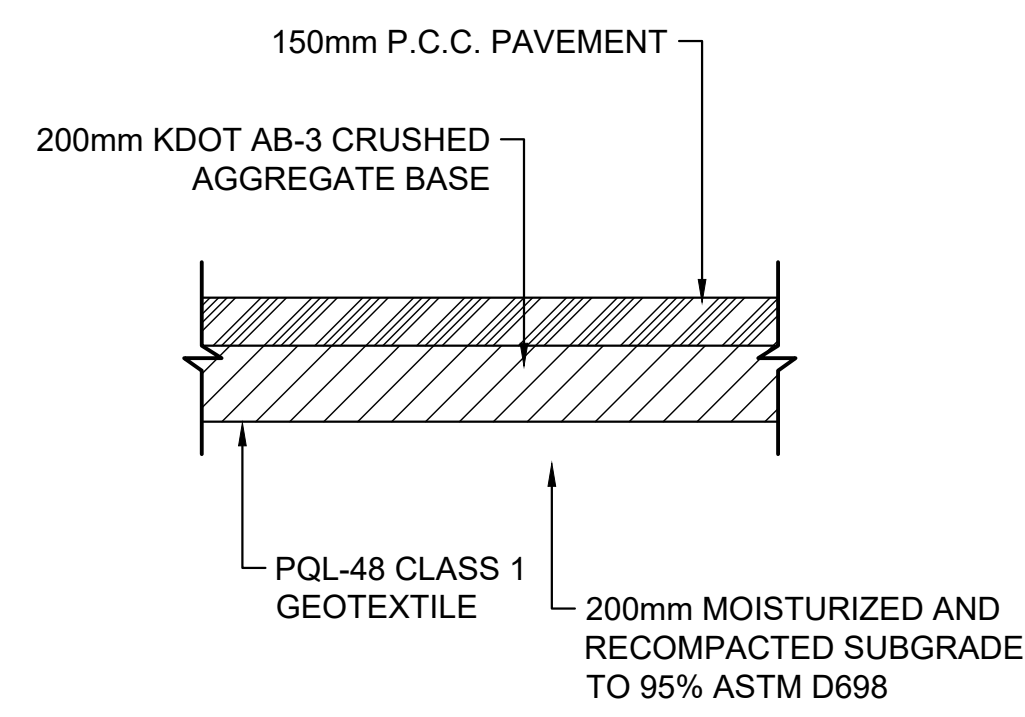
VA U.S. Department of Veterans Affairs

Drawing Title CIVIL SITE CONCRETE PAVEMENT JOINTING PLAN, PHASE 1	Phase 100% BID SET
Approved: Project Director	FULLY SPRINKLERED

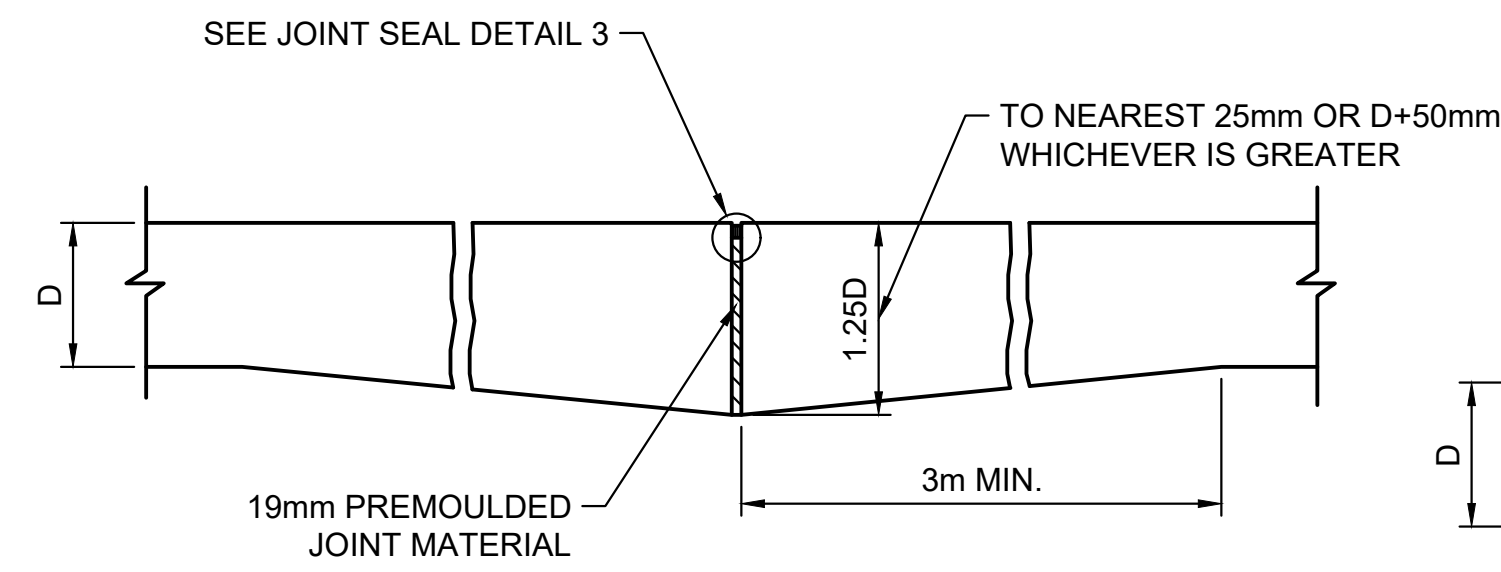
Project Title INSTALL NEW BOILERS IN BUILDING 13	Project Number 589A7-18-302
Location ROBERT J. DOLE VA MEDICAL CENTER WICHITA, KANSAS	Building Number 13
Issue Date 2021-09-03	Drawing Number CS104.01

Checked DRC	Drawn SMT / DSB
----------------	--------------------

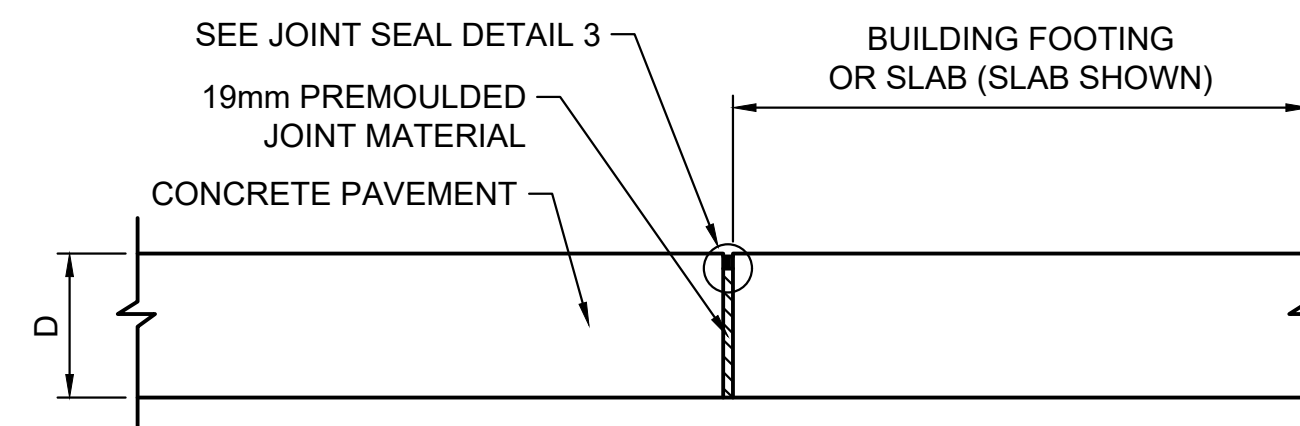
A



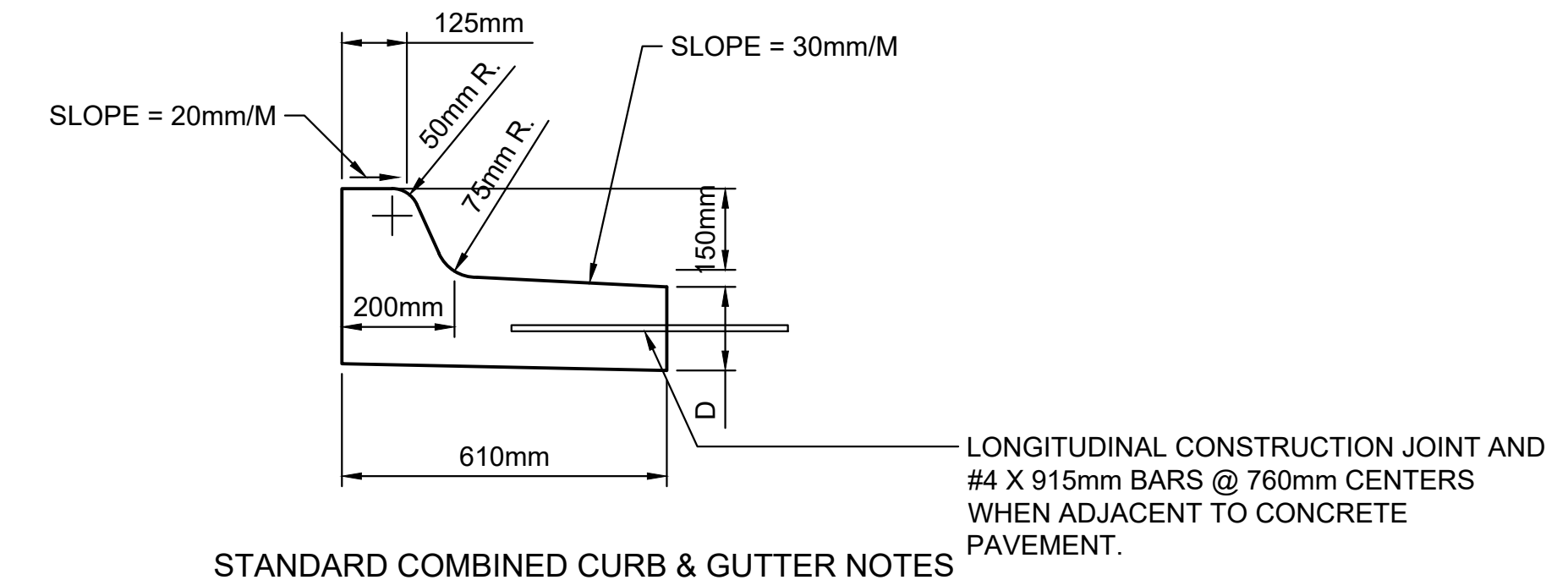
1 VEHICULAR CONCRETE PAVEMENT
NOT TO SCALE



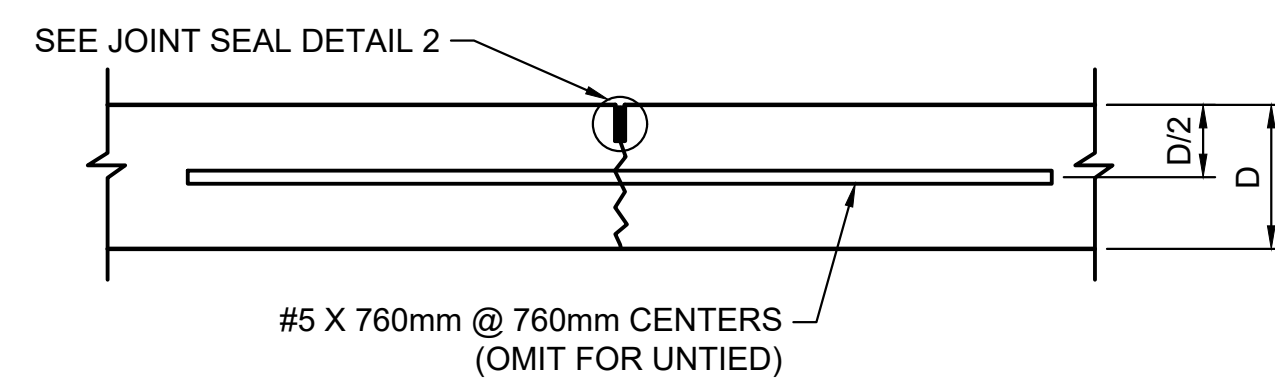
2 THICKENED EDGE JOINT DETAIL (T)
NOT TO SCALE



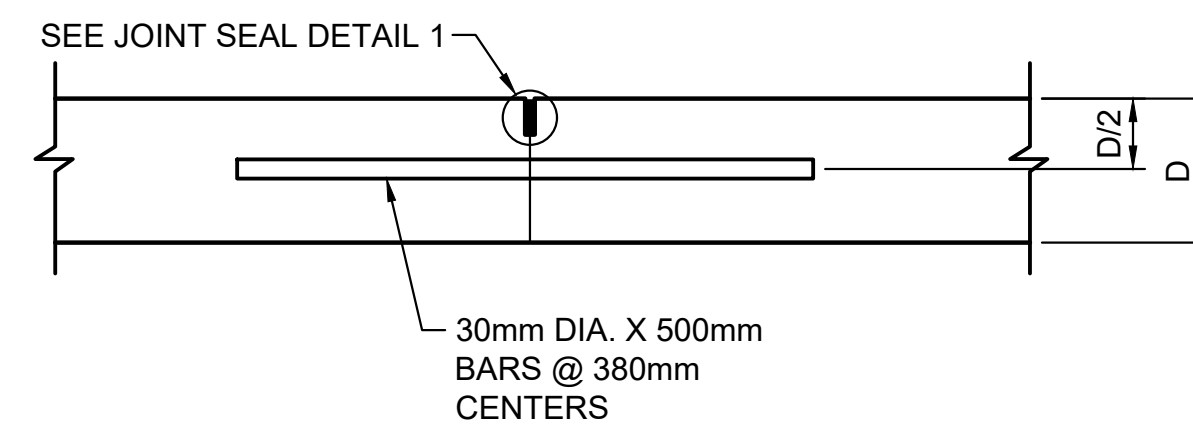
3 BUTT JOINT DETAIL (B)
NOT TO SCALE



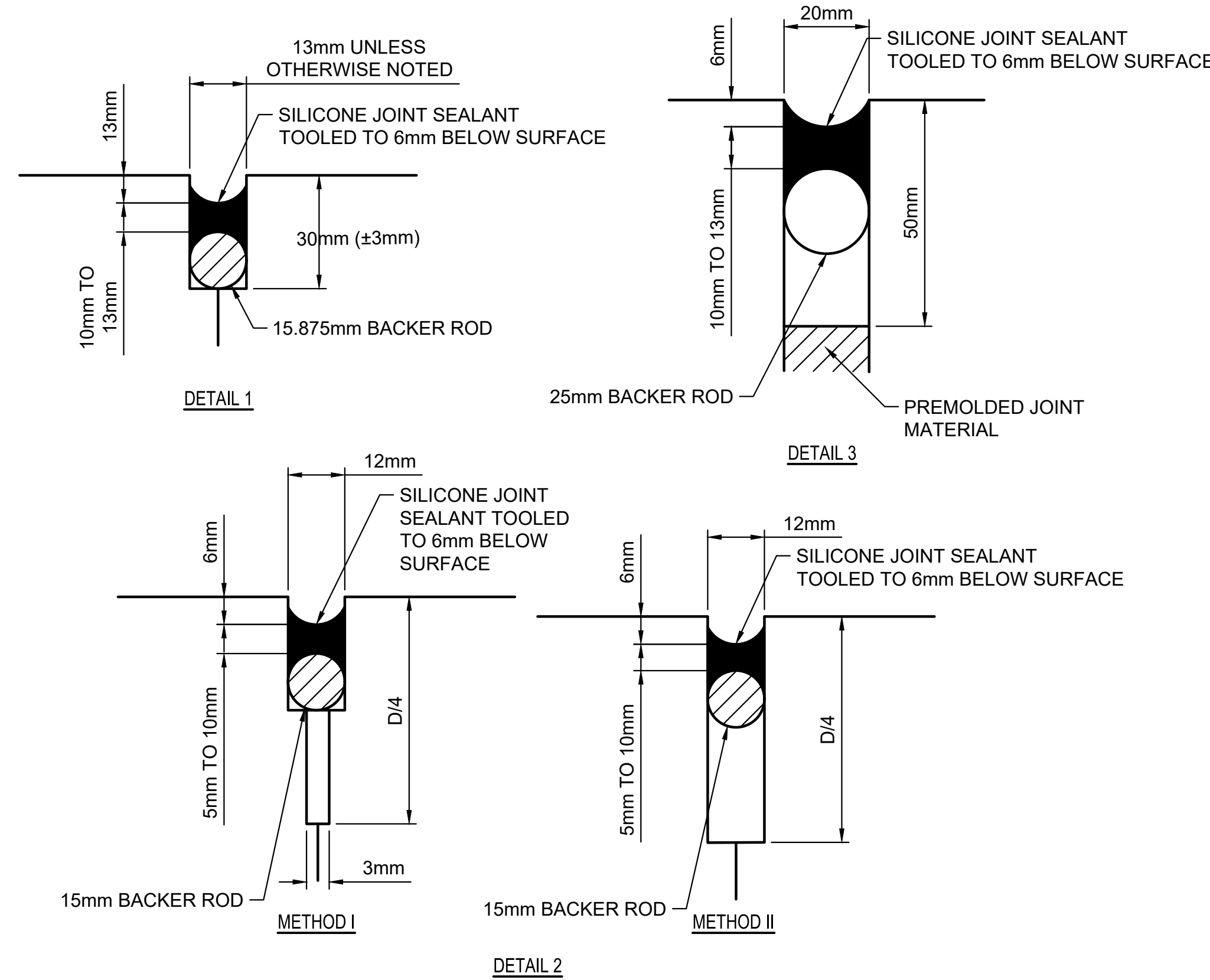
8 STANDARD OUTFALL CURB & GUTTER
NOT TO SCALE



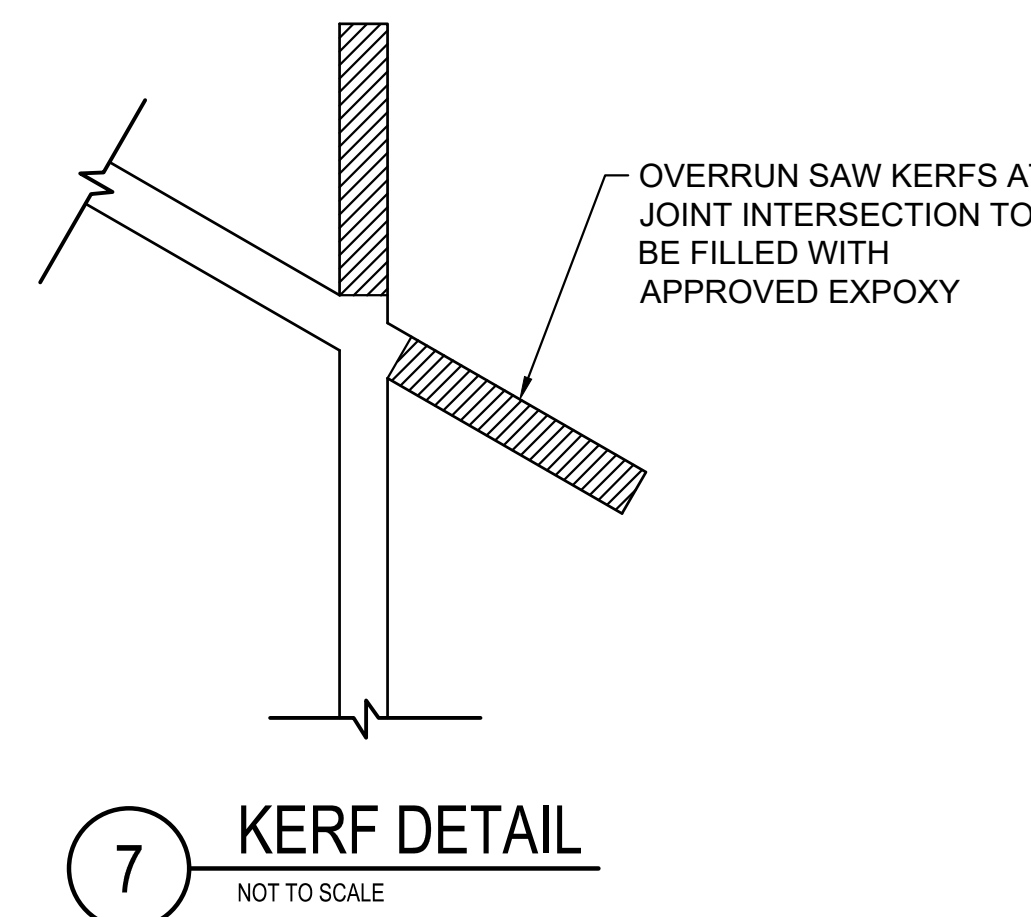
4 SAWED CONTRACTION JOINT DETAIL (G, GU)
NOT TO SCALE



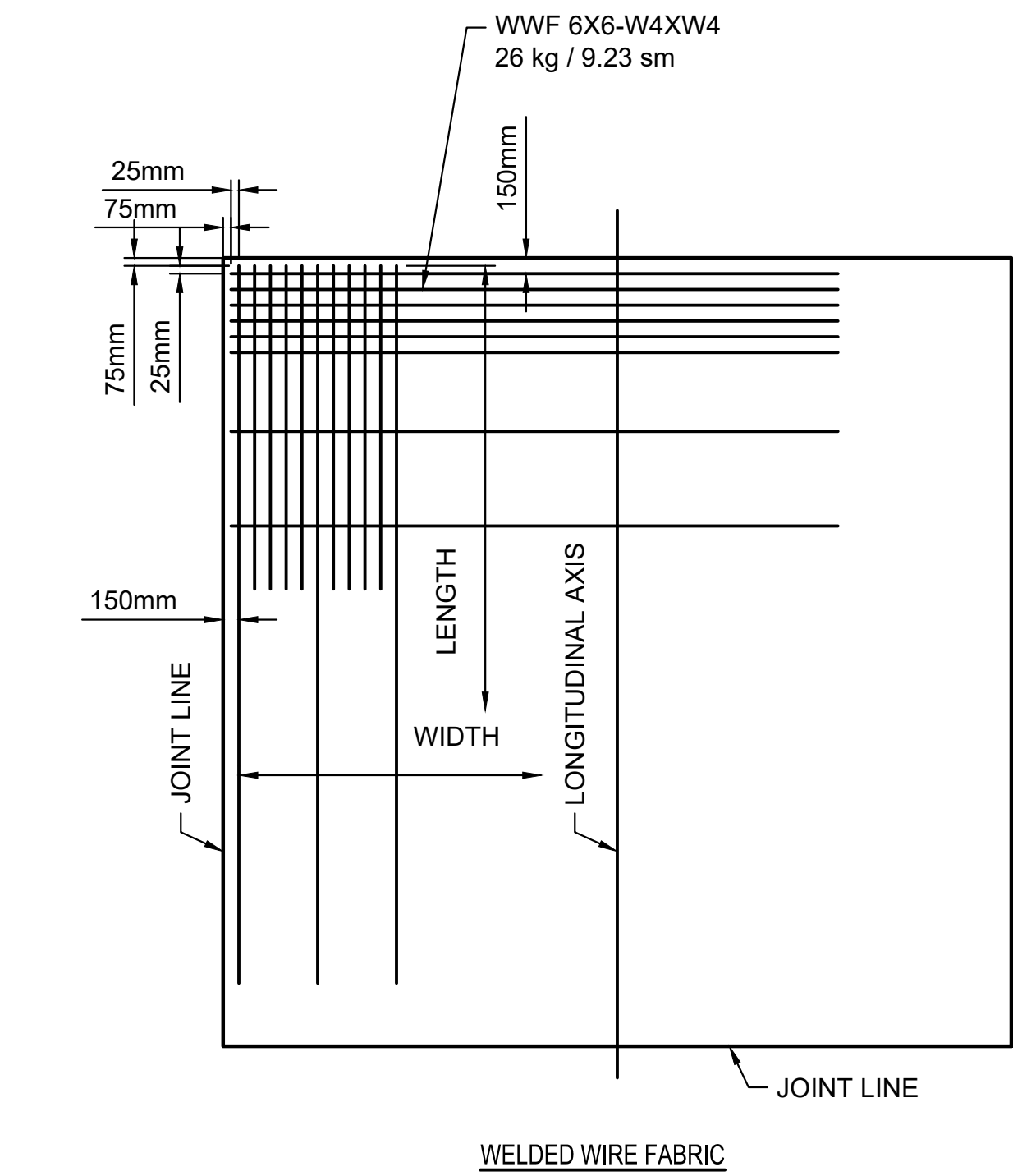
5 DOWELED CONSTRUCTION JOINT DETAIL (D)
NOT TO SCALE



6 JOINT SEAL DETAILS
NOT TO SCALE

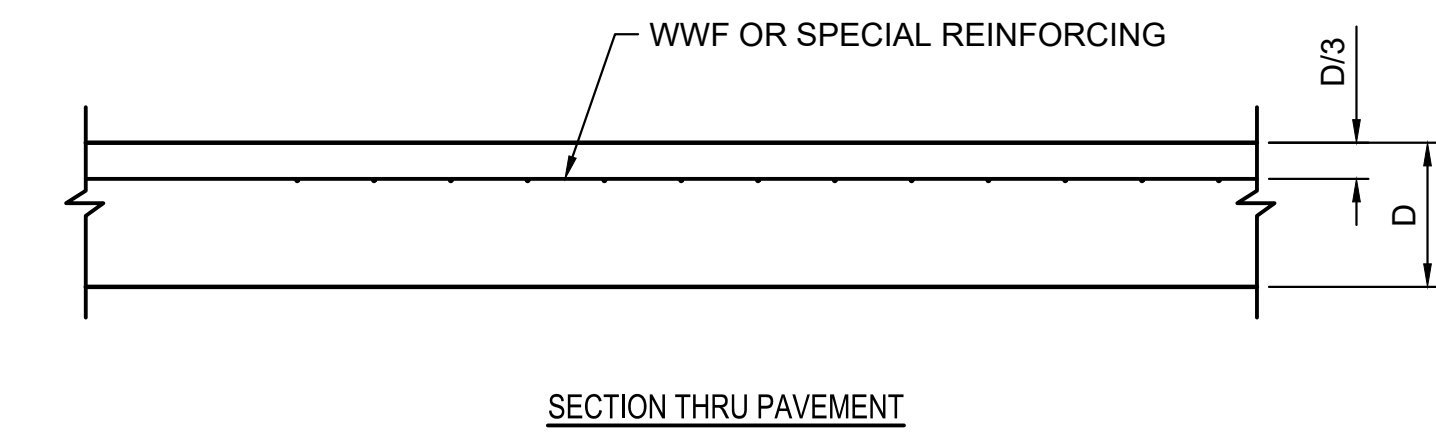


7 KERF DETAIL
NOT TO SCALE



WELDED WIRE FABRIC NOTES

- REINFORCING FABRIC SHALL BE FURNISHED IN SHEETS. THE CONTRACTOR MAY PROVIDE A DIFFERENT PATTERN OF FABRIC AS LONG AS MINIMUM OF 170 SQ. mm/m OF REINFORCING IS PROVIDED IN EACH DIRECTION.
- WELDED WIRE FABRIC SHALL BE CUT IN THE FIELD AS REQUIRED TO CONFORM TO THE SHAPE OF THE PANEL TO BE REINFORCED.
- FABRIC SHEETS SHALL BE OVERLAP SPLICED AS APPLICABLE AND AS DETAILED BELOW.



9 TYPICAL SLAB REINFORCING DETAIL
NOT TO SCALE

U:\Wichita-Civil\2020\200664\000\Drawings\Metric CONVERSION\200664-000 - CS501 - CONCRETE PAVEMENT DETAILS.dwg 9-3-21 12:41:55 PM

F

PRINTS OF THIS DRAWING SHALL NOT BE USED FOR ANY PURPOSE WHATSOEVER WITHOUT THE SEAL AND SIGNATURE OF THE PROFESSIONAL ENGINEER.		
NO.	DESCRIPTION	DATE

CONSULTANTS	
HAZARDOUS MATERIALS MABBETT & ASSOCIATES, INC. 105 CENTRAL STREET, STONEHAM, MA 02180 PHONE: (781)275-6599	FIRE SUPPRESSION KOFFEL ASSOCIATES 8815 CENTRE PARK DRIVE, SUITE 200, COLUMBIA, MD 21045 PHONE: (410)729-2246
CIVIL / STRUCTURAL PROFESSIONAL ENGINEERING CONSULTANTS, P.A. 303 SOUTH TOPEKA, WICHITA, KS 67202 PHONE: (316)262-2881	ELECTRONIC SECURITY MAGNA ENGINEERS 861 CORPORATE DRIVE, SUITE 210, LEWINGTON, KY 40503 PHONE: (859)309-2990
ARCHITECTURAL OCULUS INC. 1 SOUTH MEMORIAL DRIVE, SUITE 1500, SAINT LOUIS, MO 63102 PHONE: (314)367-6100	PHYSICAL SECURITY FORCE PROTECT 3210 GULF BLVD, UNIT 304, BELLEAIR BEACH, FL 33786 PHONE: (802)836-4232

ENGINEER OF RECORD	
Miller-Remick LLC M.E.P. & Structural Engineering A Service Disabled Veteran Owned Small Business 1010 KINGS HIGHWAY SOUTH CHERRY HILL, NEW JERSEY 08034 PHONE: (856)429-4000 FAX: (856)429-9022 MR PROJECT NO: 0499-0121	

PROFESSIONAL ENGINEERING CONSULTANTS, P.A. PROFESSIONAL ENGINEER
--

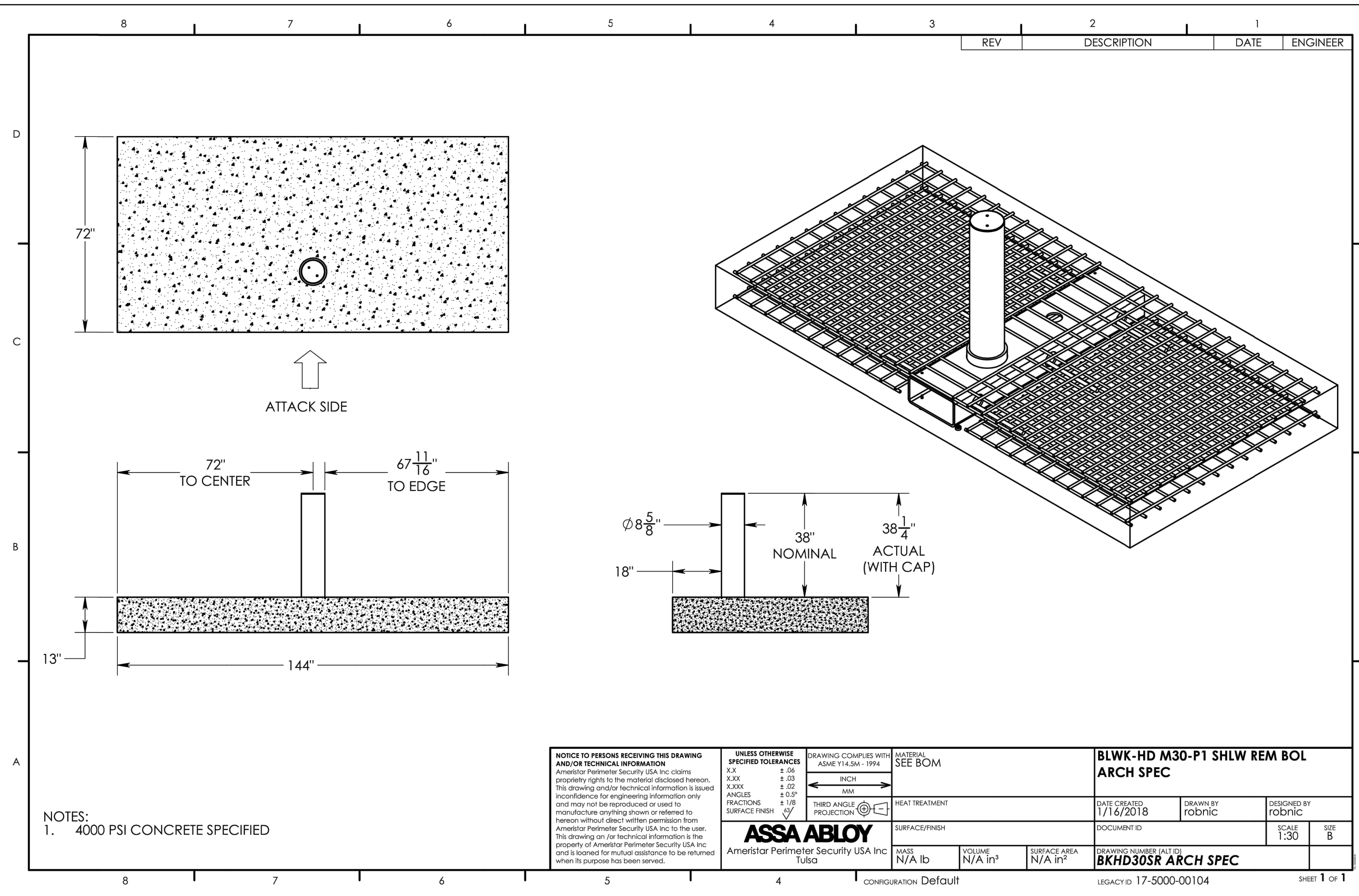
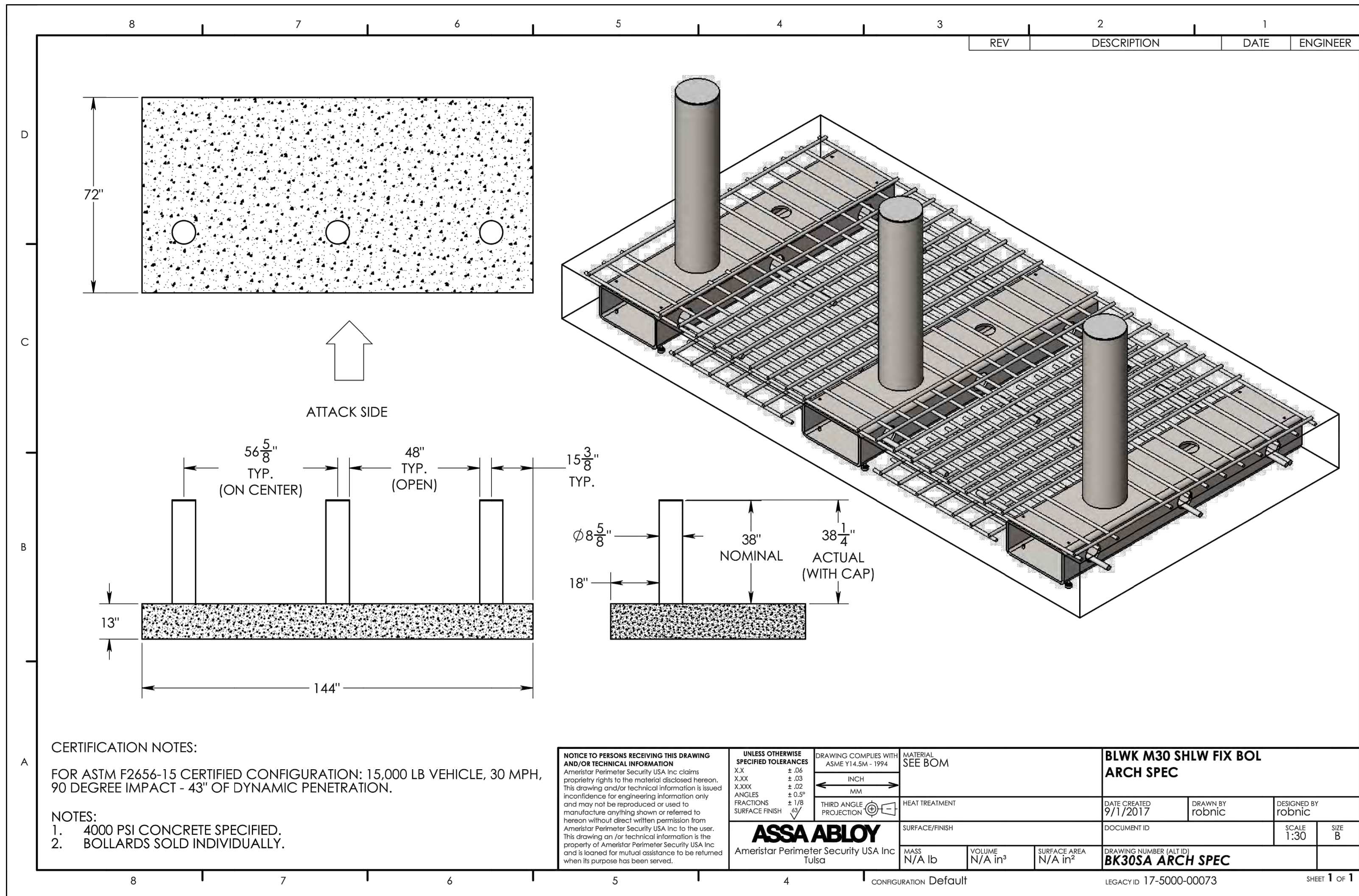
Office of Construction and Facilities Management U.S. Department of Veterans Affairs

Drawing Title CIVIL SITE CONCRETE PAVEMENT DETAILS Approved: Project Director
--

Phase 100% BID SET FULLY SPRINKLERED
--

Project Title INSTALL NEW BOILERS IN BUILDING 13 Location ROBERT J. DOLE VA MEDICAL CENTER WICHITA, KANSAS Issue Date 2021-09-03 Checked DRC Drawn SMT / DSB

Project Number 589A7-18-302 Building Number 13 Drawing Number CS501
--



U:\Wichita-Civil\2020\200664-000\Wichita-Civil\Drawings\METRIC CONVERSION\200664-000 - CS502 - SECURITY BOLLARD DETAILS.dwg 9-3-21 12:42:02 PM

NO.	DESCRIPTION	DATE

CONSULTANTS

HAZARDOUS MATERIALS MABBETT & ASSOCIATES, INC. 105 CENTRAL STREET, STONEHAM, MA 02180 PHONE: (781)275-6550	FIRE SUPPRESSION KOFFEL ASSOCIATES 8815 CENTRE PARK DRIVE, SUITE 200, COLUMBIA, MD 21045 PHONE: (410)759-2246
CIVIL/STRUCTURAL PROFESSIONAL ENGINEERING CONSULTANTS, P.A. 303 SOUTH TOPEKA, WICHITA, KS 67202 PHONE: (316)262-2891	ELECTRONIC SECURITY MAGNA ENGINEERS 861 CORPORATE DRIVE, SUITE 210, LEXINGTON, KY 40503 PHONE: (859)309-2990
ARCHITECTURAL OCULUS INC. 1 SOUTH MEMORIAL DRIVE, SUITE 1500, SAINT LOUIS, MO 63102 PHONE: (314)367-6100	PHYSICAL SECURITY FORCE PROTECT 3210 GULF BLVD UNIT 304, BELLAIR BEACH, FL 33786 PHONE: (802)836-4232

ENGINEER OF RECORD

Miller-Remick LLC
 M.E.P. & Structural Engineering
 A Service Disabled Veteran Owned Small Business

1010 KINGS HIGHWAY SOUTH
 CHERRY HILL, NEW JERSEY 08034
 PHONE: (856)429-4000
 FAX: (856)429-9025
 MR PROJECT NO: 0499-0121



PROFESSIONAL ENGINEERING CONSULTANTS, P.A.
 PROFESSIONAL ENGINEER

Office of Construction and Facilities Management

VA U.S. Department of Veterans Affairs

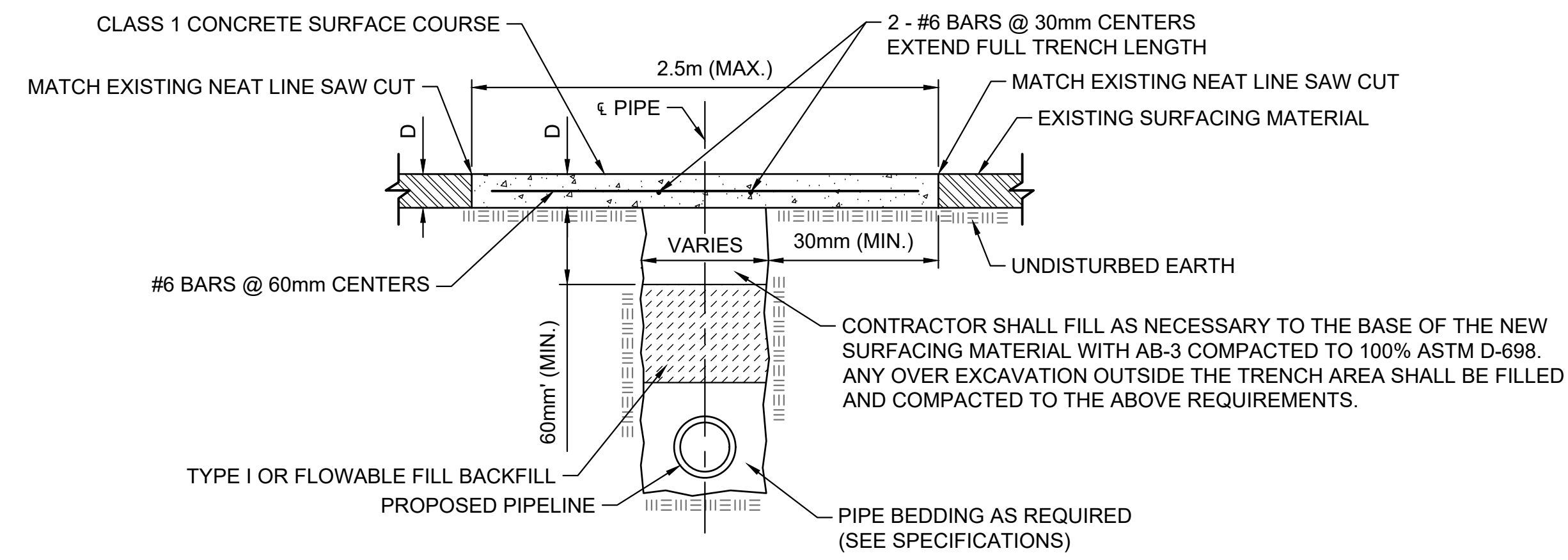
Drawing Title CIVIL SITE SECURITY BOLLARD DETAILS	Phase 100% BID SET
Approved: Project Director	Project Title INSTALL NEW BOILERS IN BUILDING 13
	Location ROBERT J. DOLE VA MEDICAL CENTER WICHITA, KANSAS
	Issue Date 2021-09-03
	Checked DRC
	Drawn SMT / DSB

Project Number 589A7-18-302
Building Number 13
Drawing Number CS502

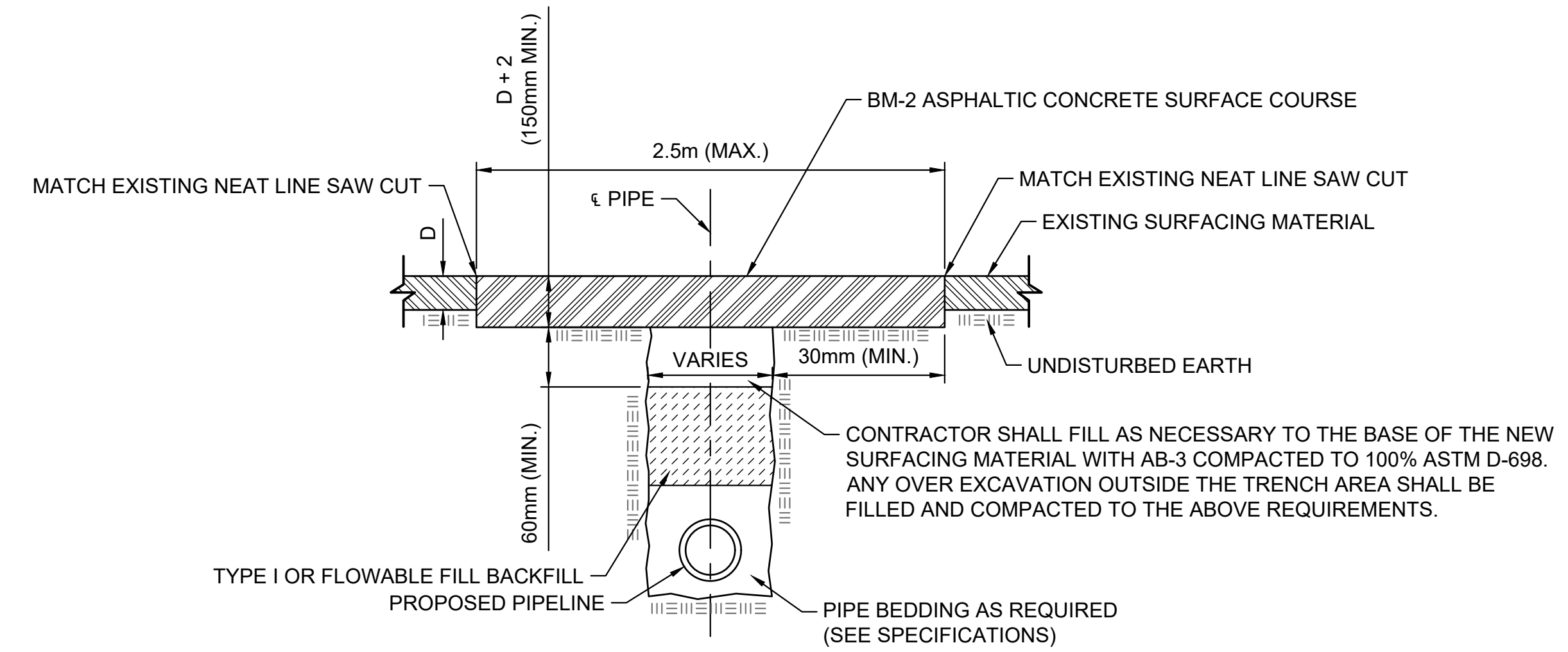
Issue Date 2021-09-03	Checked DRC	Drawn SMT / DSB
---------------------------------	-----------------------	---------------------------

A

A



1 CONCRETE PAVEMENT REMOVAL AND REPLACEMENT DETAIL
NOT TO SCALE



2 ASPHALT PAVEMENT REMOVAL AND REPLACEMENT DETAIL
NOT TO SCALE

C

C

D

D

M

M

T

T

VA FORM 08-6231

U:\Wichita-Civil\2020\200664\000\Drawings\Metric Conversion\200664-000 - CS503 - PAVEMENT PATCHING DETAILS.dwg 9-3-21 12:42:06 PM

PRINTS OF THIS DRAWING SHALL NOT BE USED FOR ANY PURPOSE WHATSOEVER WITHOUT THE SEAL AND SIGNATURE OF THE PROFESSIONAL ENGINEER.		
NO.	DESCRIPTION	DATE

CONSULTANTS		
HAZARDOUS MATERIALS MABBETT & ASSOCIATES, INC. 105 CENTRAL STREET, STONEHAM, MA 02180 PHONE: (781)275-6550	FIRE SUPPRESSION KOFFEL ASSOCIATES 8815 CENTRE PARK DRIVE, SUITE 200, COLUMBIA, MD 21045 PHONE: (410)759-2246	ELECTRONIC SECURITY MAGNA ENGINEERS 861 CORPORATE DRIVE, SUITE 210, LEXINGTON, KY 40503 PHONE: (859)309-2990
CIVIL / STRUCTURAL PROFESSIONAL ENGINEERING CONSULTANTS, P.A. 303 SOUTH TOPEKA, WICHITA, KS 67202 PHONE: (316)262-2881	PHYSICAL SECURITY FORCE PROTECT 3210 GULF BLVD UNIT 304, BELLEAIR BEACH, FL 33786 PHONE: (802)836-4232	ARCHITECTURAL OCULUS INC. 1 SOUTH MEMORIAL DRIVE, SUITE 1500, SAINT LOUIS, MO 63102 PHONE: (314)367-6100

ENGINEER OF RECORD

Miller-Remick LLC
 M.E.P. & Structural Engineering
 A Service Disabled Veteran Owned Small Business

1010 KINGS HIGHWAY SOUTH
 CHERRY HILL, NEW JERSEY 08034
 PHONE: (856)429-4000
 FAX: (856)429-9002
 MR PROJECT NO: 0499-0121

PROFESSIONAL ENGINEERING CONSULTANTS, P.A.
 PROFESSIONAL ENGINEER

SCOTT M. TURNER
 26113
 08/03/2021
 KANSAS
 PROFESSIONAL ENGINEER

Office of Construction and Facilities Management

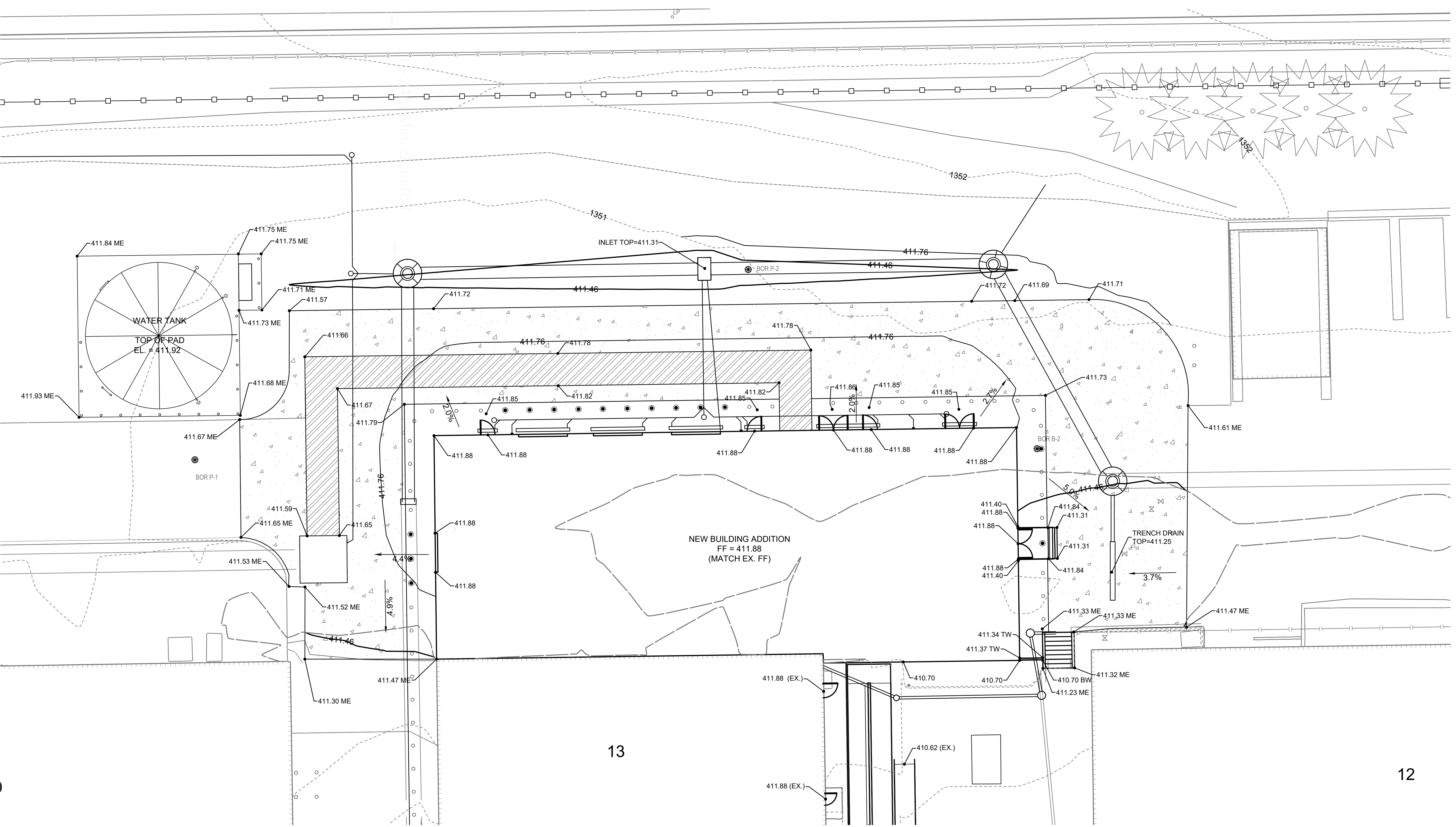
VA U.S. Department of Veterans Affairs

Drawing Title CIVIL SITE PAVEMENT PATCHING DETAILS
Approved: Project Director

Phase 100% BID SET
FULLY SPRINKLERED

Project Title INSTALL NEW BOILERS IN BUILDING 13
Location ROBERT J. DOLE VA MEDICAL CENTER WICHITA, KANSAS
Issue Date 2021-09-03
Checked DRC
Drawn SMT / DSB

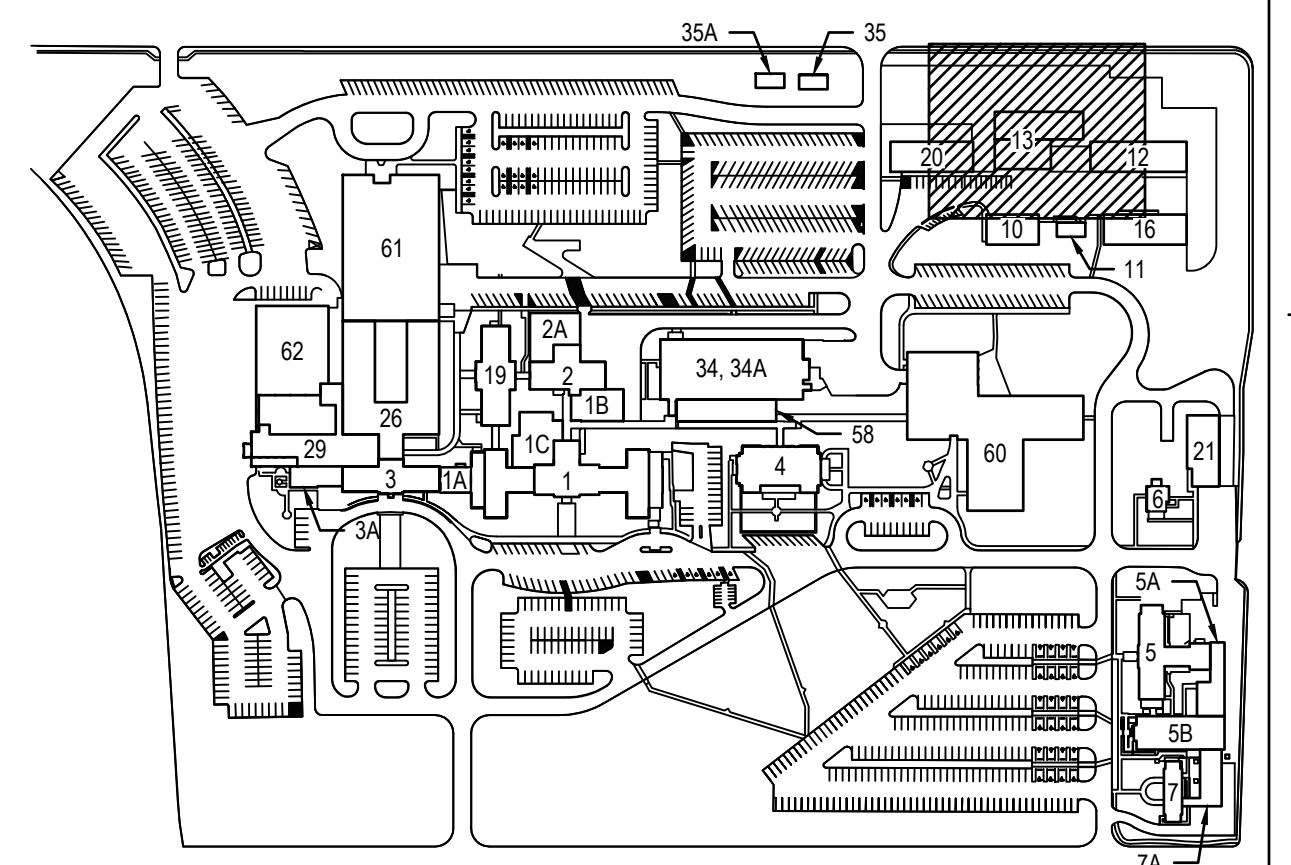
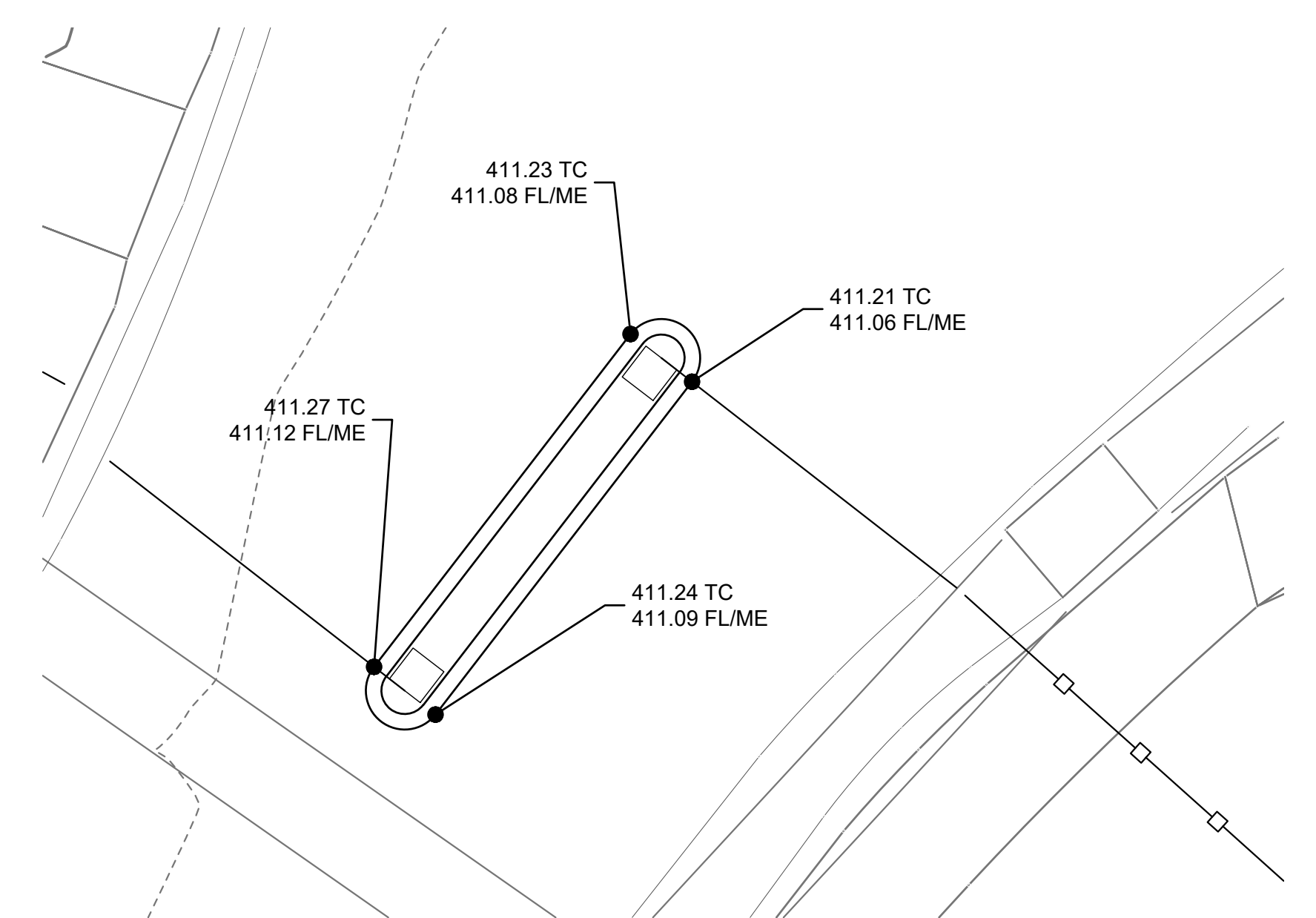
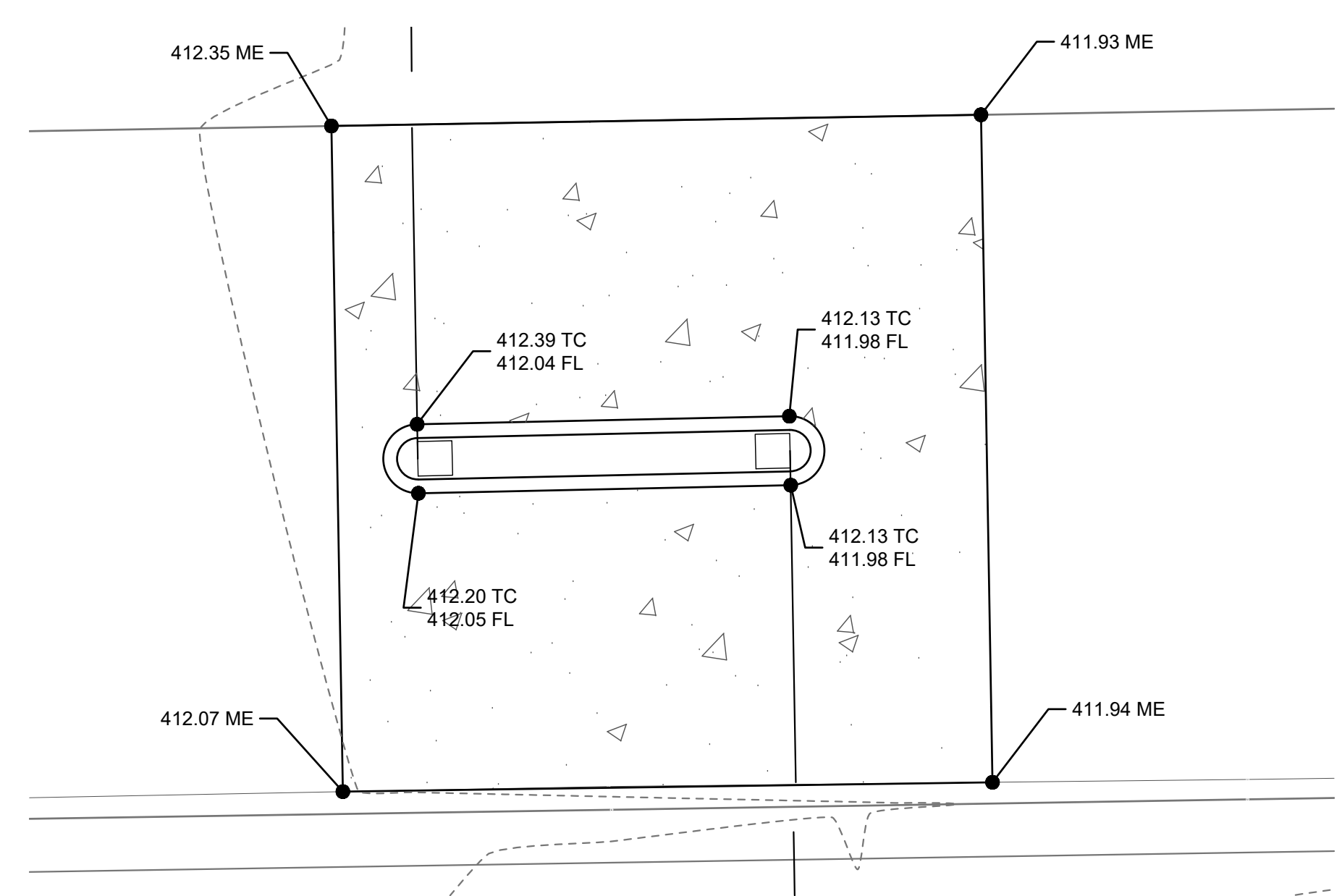
Project Number 589A7-18-302
Building Number 13
Drawing Number CS503



- GRADING LEGEND**
- 1300 — EXISTING MAJOR CONTOUR (FT)
 - - - 1301 - - - EXISTING MINOR CONTOUR (FT)
 - 410 — PROPOSED MAJOR CONTOUR (METERS)
 - 411 — PROPOSED MINOR CONTOUR (METERS)
 - 411.50 • PROPOSED SPOT ELEVATION
 - 1.00% — PROPOSED SLOPE

- GRADING ABBREVIATIONS**
- ME MATCH EXISTING *
 - TW TOP OF WALL
 - BW BOTTOM OF WALL
 - FF FINISHED FLOOR

* PRIOR TO BEGINNING CONSTRUCTION, THE CONTRACTOR SHALL VERIFY EXISTING ELEVATIONS. ANY DISCREPANCIES SHALL BE REPORTED TO THE ENGINEER SO NECESSARY PLAN MODIFICATIONS CAN BE MADE.



U:\Wichita-Civil\2020\2020664-000\Drawings\Metric CONVERSION\2020664-000 - CG101.01 - GRADING PLAN.dwg 9-3-21 12:42:23 PM

PRINTS OF THIS DRAWING SHALL NOT BE USED FOR ANY PURPOSE WHATSOEVER WITHOUT THE SEAL AND SIGNATURE OF THE PROFESSIONAL ENGINEER.

NO.	DESCRIPTION	DATE

CONSULTANTS

<p>HAZARDOUS MATERIALS MABBETT & ASSOCIATES, INC. 105 CENTRAL STREET, STONEHAM, MA 02180 PHONE: (781)275-6591</p>	<p>FIRE SUPPRESSION KOFFEL ASSOCIATES 8815 CENTRE PARK DRIVE, SUITE 200, COLUMBIA, MD 21045 PHONE: (410)759-2246</p>
<p>CIVIL/STRUCTURAL PROFESSIONAL ENGINEERING CONSULTANTS, P.A. 303 SOUTH TOPEKA, WICHITA, KS 67202 PHONE: (316)262-2881</p>	<p>ELECTRONIC SECURITY MAGNA ENGINEERS 861 CORPORATE DRIVE, SUITE 210, LEXINGTON, KY 40503 PHONE: (859)309-2990</p>
<p>ARCHITECTURAL OCULUS INC. 1 SOUTH MEMORIAL DRIVE, SUITE 1500, SAINT LOUIS, MO 63102 PHONE: (314)367-6100</p>	<p>PHYSICAL SECURITY FORCE PROTECT 3210 GULF BLVD UNIT 304, BELLAIR BEACH, FL 33786 PHONE: (802)836-4232</p>

ENGINEER OF RECORD

Miller-Remick LLC
M.E.P. & Structural Engineering
A Service Disabled Veteran Owned Small Business
1010 KINGS HIGHWAY SOUTH
CHERRY HILL, NEW JERSEY 08034
PHONE: (856)429-4000
FAX: (856)429-9002
MR PROJECT NO: 0499-0121



Office of Construction and Facilities Management

VA U.S. Department of Veterans Affairs

<p>Drawing Title CIVIL SITE GRADING PLAN, PHASE 1</p>	<p>Phase 100% BID SET</p>
<p>Approved: Project Director</p>	<p>FULLY SPRINKLERED</p>

<p>Project Title INSTALL NEW BOILERS IN BUILDING 13</p>	<p>Location ROBERT J. DOLE VA MEDICAL CENTER WICHITA, KANSAS</p>
<p>Issue Date 2021-09-03</p>	<p>Checked DRC</p>
<p>Drawn SMT / DSB</p>	<p>Drawing Number CG101.01</p>

<p>Project Number 589A7-18-302</p>	<p>Building Number 13</p>
<p>Drawing Number CG101.01</p>	<p> </p>