

GENERAL DEMOLITION NOTES

1. ALL EXISTING WALL DIMENSIONS ARE TO FINISH FACE, UNLESS OTHERWISE NOTED
2. THE CONTRACTOR SHALL VERIFY DIMENSIONS OF AS-BUILT CONDITIONS, AND NOTIFY THE ARCHITECT IN WRITING OF ANY DISCREPANCIES. ALL INFORMATION SHOWN ON THE CONSTRUCTION DOCUMENTS IS BASED ON FIELD OBSERVATIONS AND/OR THE ORIGINAL CONSTRUCTION DOCUMENTS OF THE FACILITY.
3. DEMOLITION AND CONSTRUCTION WORK MUST BE DONE UNDER NEGATIVE PRESSURE UTILIZING HEPA FILTRATION UNITS. SEE INFECTION CONTROL NOTES.
4. DO NOT REMOVE BARRIERS FROM WORK AREA UNTIL COMPLETED PROJECT TO AREA HAS BEEN INSPECTED BY THE SAHCHS SAFETY OFFICER AND INFECTION CONTROL COORDINATOR AND THOROUGHLY CLEANED BY ENVIRONMENTAL MANAGEMENT SERVICES
5. THE CONTRACTOR SHALL PROVIDE PROTECTIVE COVERING FOR EXISTING FLOOR, WALL AND CEILING FINISHES IN EXISTING AREAS NOT DESIGNATED FOR DEMOLITION OR NEW CONSTRUCTION. THE CONTRACTOR SHALL BE RESPONSIBLE FOR THE REPAIR OF ANY DAMAGE CAUSED BY HIS WORK OR ANY SUBCONTRACTOR.
6. THE CONTRACTOR SHALL VERIFY THAT NEW MECHANICAL SYSTEMS CAN BE INSTALLED IN EXISTING SPACES TO CLEAR EXISTING CEILING AND OTHER CONSTRUCTED ITEMS AND MAINTAIN FLOOR TO CEILING HEIGHTS INDICATED ON DRAWINGS. IF DISCREPANCIES OCCUR DUE TO EXISTING CONDITIONS, CONSULT WITH THE ARCHITECT BEFORE PROCEEDING.
7. THE FINISH FACE OF MATERIAL OF NEW PARTITIONS SHALL ALIGN ON BOTH SIDES OF THE PARTITION WITH THE FACE OF THE MATERIALS ON EXISTING COLUMNS, WALLS, OR PARTITIONS, UNLESS NOTED OTHERWISE.
8. NO WORK TO BE DONE IN AREAS HATCHED GRAY IN PLANS, HOWEVER WORK MIGHT NEED TO BE PERFORMED IN CEILING OR EXISTING CHASES THROUGHOUT BUILDING. REFERENCE MECHANICAL AND ELECTRICAL DRAWINGS FOR EXTENT OF WORK. COORDINATE ACCESS TO ROOMS OUTSIDE OF SCOPE WITH OWNER
9. REFER TO ENVIRONMENTAL REMEDIATION SHEETS FOR ADDITIONAL INFORMATION REGARDING HAZARDOUS MATERIAL TREATMENT AND REMOVAL.

KEYNOTE LEGEND

| | |
|------|--|
| 2.19 | DEMOLISH EXISTING GRID CEILING SYSTEM TO EXTENT INDICATED. |
| 2.20 | DEMOLISH EXISTING 48"X 60" WINDOW SYSTEM. REFER TO HAZARDOUS MATERIALS SHEETS REGARDING REMOVAL OF HAZARDOUS MATERIALS. |
| 2.29 | DEMOLISH EXISTING 2X4 LIGHT FIXTURE. |
| 2.34 | DEMOLISH EXISTING 2X2 SUPPLY. |
| 2.35 | DEMOLISH EXISTING 1X1 SUPPLY. |
| 2.37 | DEMOLISH EXISTING 1X2 RETURN. |
| 2.39 | DEMOLISH EXISTING 2X4 RETURN. |
| 2.43 | DEMOLISH EXISTING FIRE SPRINKLER HEAD. |
| 2.47 | DEMOLISH EXISTING MECHANICAL LOUVER. REFER TO HAZARDOUS MATERIALS SHEETS REGARDING REMOVAL OF HAZARDOUS MATERIALS. |
| 2.58 | DEMOLISH PORTION OF EXISTING EXTERIOR WALL TO EXTENT INDICATED. REFER TO STRUCTURAL DRAWINGS FOR SUPPORT STRUCTURE AT EXISTING EXTERIOR WALLS. |
| 2.59 | DEMOLISH EXISTING 36"X 60" WINDOW SYSTEM. REFER TO HAZARDOUS MATERIALS SHEETS REGARDING REMOVAL OF HAZARDOUS MATERIALS. |
| 2.60 | DEMOLISH EXISTING GYPSUM BOARD CEILING TO EXTENT INDICATED. |

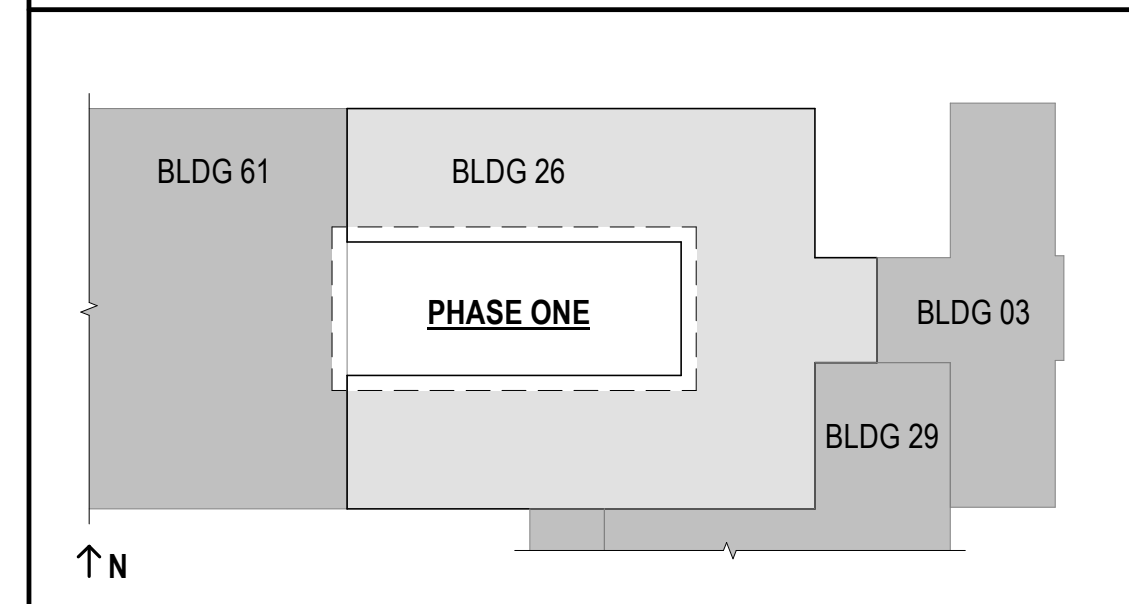
DEMOLITION CEILING PLAN LEGEND

| | |
|-----------------|---|
| [Hatched Gray] | AREA NOT IN CONTRACT |
| [Dashed Line] | EXISTING CEILING GRID AND TILE TO BE DEMOLISHED |
| [Stippled] | EXISTING GYPSUM CEILING TO BE DEMOLISHED |
| [Square with X] | EXISTING LIGHT FIXTURE TO BE DEMOLISHED |
| [Circle with X] | EXISTING EXIT LIGHT |
| [Square with G] | EXISTING RETURN AIR GRILLE |
| [Square with S] | EXISTING SUPPLY AIR DIFFUSER |
| [Square with E] | EXISTING EXHAUST AIR GRILLE |
| [XXX] | KEYNOTE; REFERENCE KEYNOTE LEGEND |

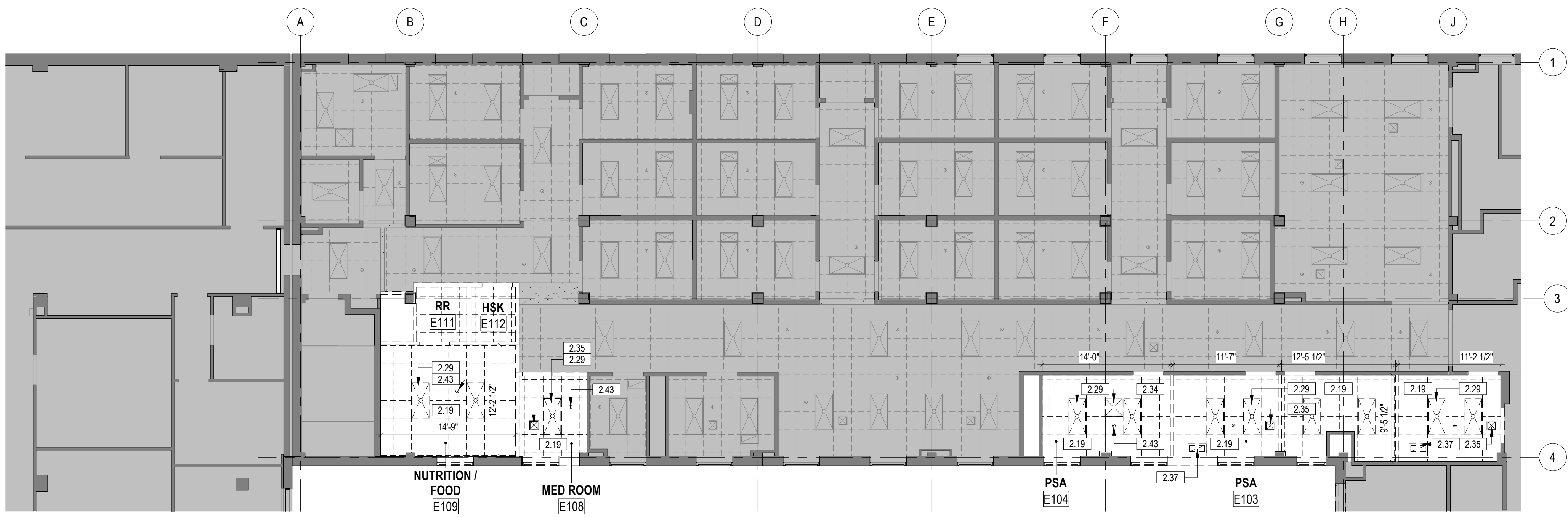
PHASING AND PROJECT SCOPE LEGEND

| | |
|----------------|--|
| [Hatched Gray] | AREAS OF WORK OUTSIDE OF CURRENT PHASE OR OUTSIDE OF PROJECT SCOPE SHOWN. REFERENCE G011 - PHASING PLANS FOR MORE INFORMATION. |
|----------------|--|

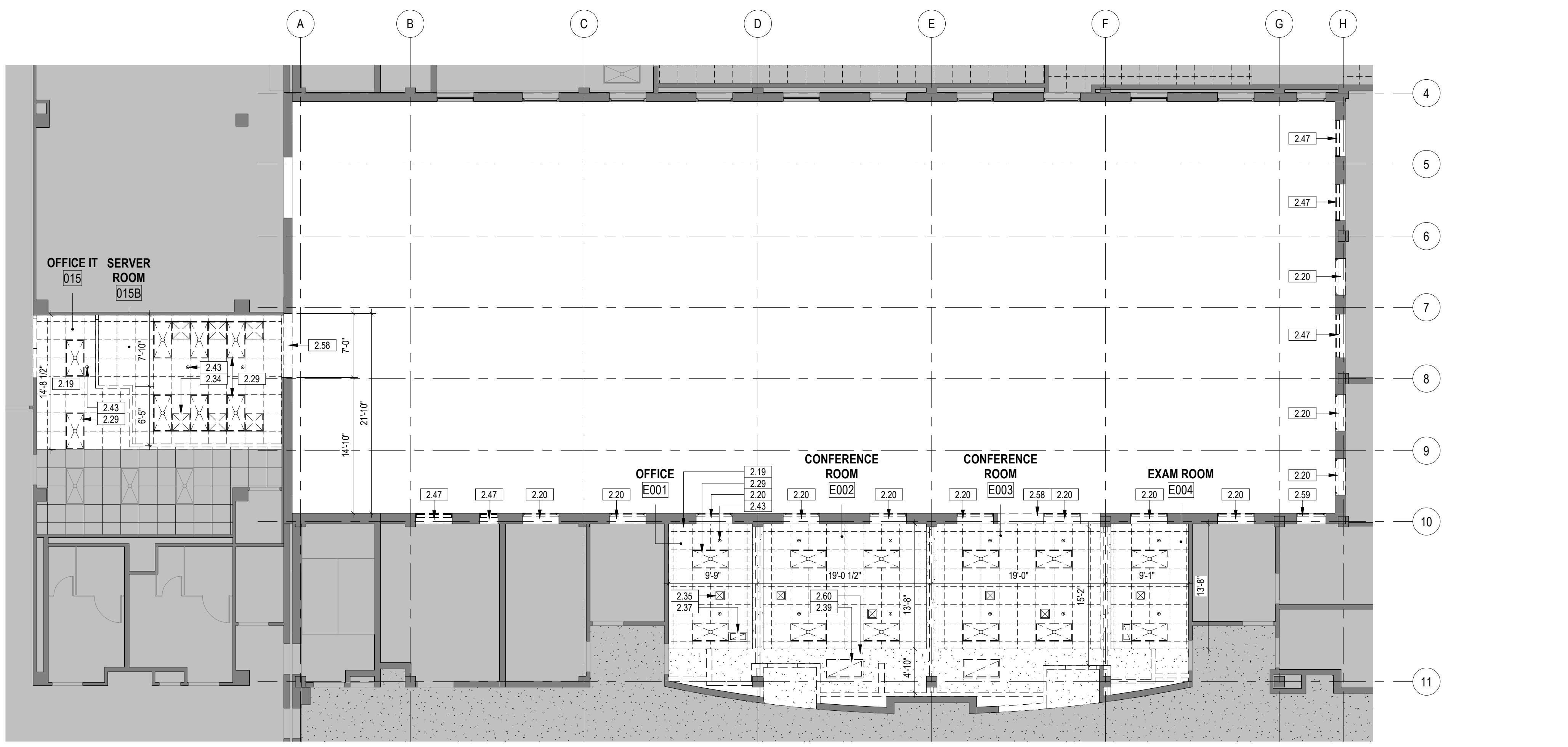
KEY PLAN - GROUND FLOOR & FIRST FLOOR



**FULLY SPRINKLERED
100% BID SET**



2 FIRST FLOOR - DEMOLITION REFLECTED CEILING PLAN - PHASE ONE
1/8" = 1'-0"



1 GROUND FLOOR - DEMOLITION REFLECTED CEILING PLAN - PHASE ONE
1/8" = 1'-0"

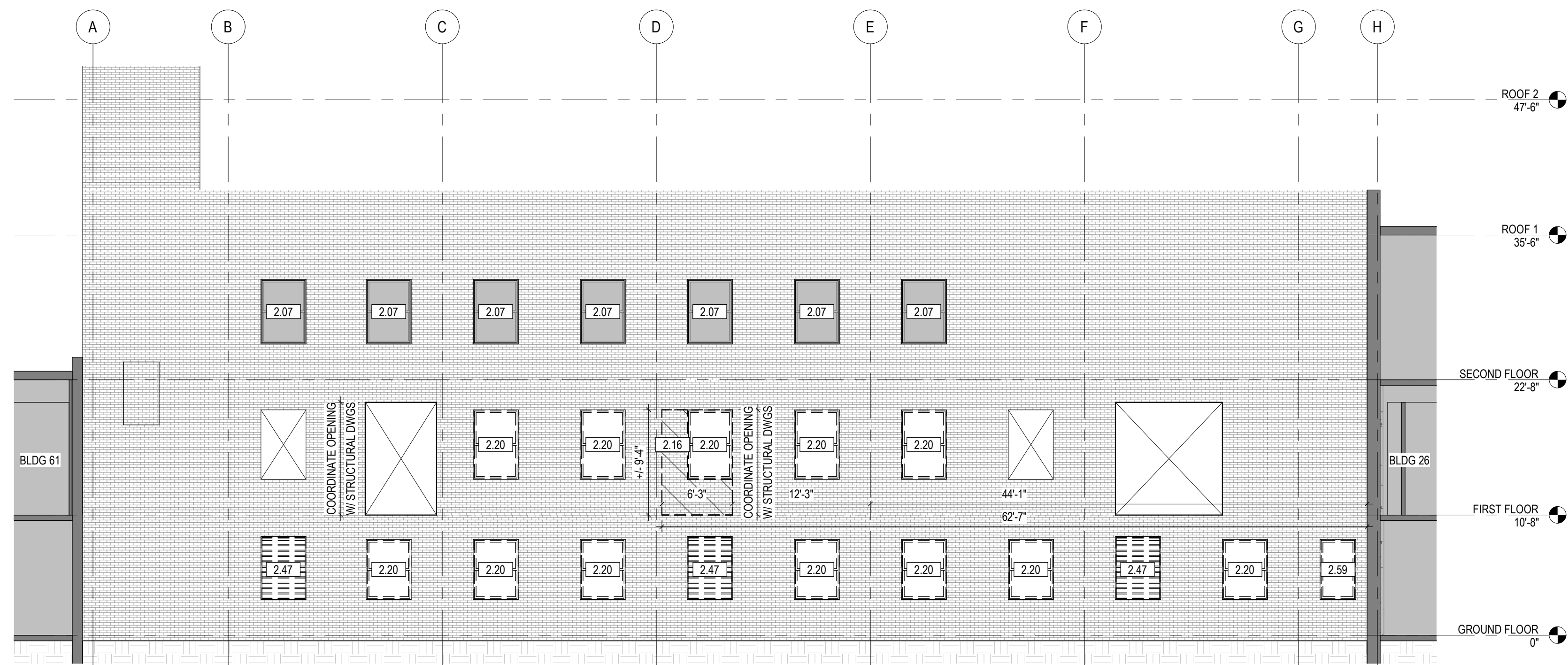
| | | | | | | | | | | | | | | | | | | | | |
|-----|----------------------|------|---|--|--|---|--|--|---------------------------------|--|--|---|--|--|--------------------------------|--|--|---|--|--|
| NO. | REVISION DESCRIPTION | DATE | CONSULTANTS: | | | ARCHITECT: | | | STAMP: | | | Project Title | | | Project Number | | | Veterans Health Administration | | |
| | | | STRUCTURAL / CIVIL ENGINEER H2B, INC. 1225 N. LOOP WEST, SUITE 800 HOUSTON, TX 77008 (713) 864-2900 | MECH / ELEC / PLUMB / TECH ENGR SPUR DESIGN 25219 MADISON AVENUE, SUITE 100 KANSAS CITY, MO 64108 (913) 869-7200 | FIRE PROTECTION ENGINEER POOLE FIRE PROTECTION, INC. 19910 WEST 161ST STREET OLATHE, KANSAS 66062 (913) 829-8690 | SPUR DESIGN | | | SPUR # 2016 | | | PHASE ONE - DEMOLITION REFLECTED CEILING PLANS | | | 589-704 | | | VA U.S. Department of Veterans Affairs | | |
| | | | INDUSTRIAL HYGIENIST RIVERFRONT HEALTH & SAFETY 1150 OLIVE STREET, ST. LOUIS, MO 63101 (314) 436-9492 | HEALTHCARE PLANNER INNOVA GROUP 3196 N. SIWAN ROAD TUCSON, AZ 85712 (520) 886-8650 | PHYSICAL SECURITY FORCE PROTECT 10901 FRONT BEACH ROAD, STE 1415 PANAMA CITY, FL 32407 (502) 836-4232 | KS ARCH REG. NO. A-930, EXP. 12/31/2023 KS ENGR REG. NO. E-2586, EXP. 12/31/2023 | | | VA Health Care System Approval: | | | Location 5500 EAST KELLOGG AVENUE WICHITA, KANSAS 67218 | | | Building Number 26 | | | | | |
| | | | | | | | | | | | | Date 12/21/2022 | | | Drawing Number AD112 | | | | | |
| | | | | | | | | | | | | Checked AJS | | | Drawing ECO | | | Drawing # 34 OF 190 | | |

12/20/2022 9:49:39 AM

- GENERAL EXTERIOR ELEVATION DEMOLITION NOTES**
- ALL DIMENSIONS ARE TO FACE OF EXISTING BRICK VENEER, UNLESS OTHERWISE NOTED.
 - THE CONTRACTOR SHALL VERIFY DIMENSIONS OF AS-BUILT CONDITIONS, AND NOTIFY THE ARCHITECT IN WRITING OF ANY DISCREPANCIES. ALL INFORMATION SHOWN ON THE CONSTRUCTION DOCUMENTS IS BASED ON FIELD OBSERVATIONS AND/OR THE ORIGINAL CONSTRUCTION DOCUMENTS OF THE FACILITY.
 - THE CONTRACTOR SHALL REMOVE MASONRY VENEER AS REQUIRED TO PROVIDE NEW OPENINGS THROUGH EXTERIOR ASSEMBLY. COORDINATE NEW OPENING AND REQUIRED SUPPORT WITH STRUCTURAL DRAWINGS.
 - THE CONTRACTOR SHALL PROVIDE PROTECTIVE COVERING FOR EXISTING FLOOR, WALL AND CEILING FINISHES IN EXISTING AREAS NOT DESIGNATED FOR DEMOLITION OR NEW CONSTRUCTION. THE CONTRACTOR SHALL BE RESPONSIBLE FOR THE REPAIR OF ANY DAMAGE CAUSED BY HIS WORK OR ANY SUBCONTRACTOR.
 - REFER TO ENVIRONMENTAL REMEDIATION SHEETS FOR ADDITIONAL INFORMATION REGARDING HAZARDOUS MATERIAL TREATMENT AND REMOVAL.

KEYNOTE LEGEND

| | |
|------|--|
| 2.07 | EXISTING WINDOW SYSTEM TO REMAIN IN PLACE. |
| 2.16 | DEMOLISH EXISTING WALL CONSTRUCTION TO EXTENT INDICATED. |
| 2.20 | DEMOLISH EXISTING 48" X 68" WINDOW SYSTEM. REFER TO HAZARDOUS MATERIALS SHEETS REGARDING REMOVAL OF HAZARDOUS MATERIALS. |
| 2.47 | DEMOLISH EXISTING MECHANICAL LOUVER. REFER TO HAZARDOUS MATERIALS SHEETS REGARDING REMOVAL OF HAZARDOUS MATERIALS. |
| 2.59 | DEMOLISH EXISTING 38" X 68" WINDOW SYSTEM. REFER TO HAZARDOUS MATERIALS SHEETS REGARDING REMOVAL OF HAZARDOUS MATERIALS. |



1 EAST COURTYARD DEMOLITION ELEVATION - PHASE TWO
 1/8" = 1'-0" 1/AE409

PHASING AND PROJECT SCOPE LEGEND

| | |
|--|--|
| | AREAS OF WORK OUTSIDE OF CURRENT PHASE OR OUTSIDE OF PROJECT SCOPE SHOWN. REFERENCE G011 - PHASING PLANS FOR MORE INFORMATION. |
|--|--|

**FULLY SPRINKLERED
100% BID SET**

| NO. | REVISION DESCRIPTION | DATE |
|-----|----------------------|------|
| | | |
| | | |
| | | |
| | | |
| | | |

CONSULTANTS:

| | | |
|--|---|---|
| STRUCTURAL / CIVIL ENGINEER H2B, INC. 1225 N. LOOP WEST, SUITE 800 HOUSTON, TX 77008 (713) 864-2900 | MECH / ELEC / PLUMB / TECH ENGR SPUR DESIGN 25219 MADISON AVENUE, SUITE 100 KANSAS CITY, MO 64108 (913) 369-7200 | FIRE PROTECTION ENGINEER POOLE FIRE PROTECTION, INC. 19910 WEST 161ST STREET OLATHE, KANSAS 66062 (913) 829-8690 |
| INDUSTRIAL HYGIENIST RIVERFRONT HEALTH & SAFETY 1150 OLIVE STREET, ST. LOUIS, MO 63101 (314) 436-9492 | HEALTHCARE PLANNER INNOVA GROUP 3196 N. SIWAN ROAD TUCSON, AZ 85712 (520) 886-8650 | PHYSICAL SECURITY FORCE PROTECT 10901 FRONT BEACH ROAD, STE 1415 PANAMA CITY, FL 32407 (502) 836-4232 |

ARCHITECT:

SPUR # 2016

SPUR DESIGN, LLC
312 SW 25TH STREET
Oklahoma City, OK 73109
(405) 842-6100

KS ARCH REG. NO. A-930, EXP. 12/31/2023
KS ENGR REG. NO. E-2586, EXP. 12/31/2023

STAMP:

Drawing Title
PHASE TWO - DEMOLITION EXTERIOR ELEVATIONS

VA Health Care System Approval:

Project Title
CONSTRUCT INFILL OF BUILDING 26 AND RENOVATE SPECIALTY CARE CLINICS

Location
5500 EAST KELLOGG AVENUE
WICHITA, KANSAS 67218

Date
12/21/2022

Checked
AJS

Drawn
ECO

Project Number
589-704

Building Number
26

Drawing Number
AD123

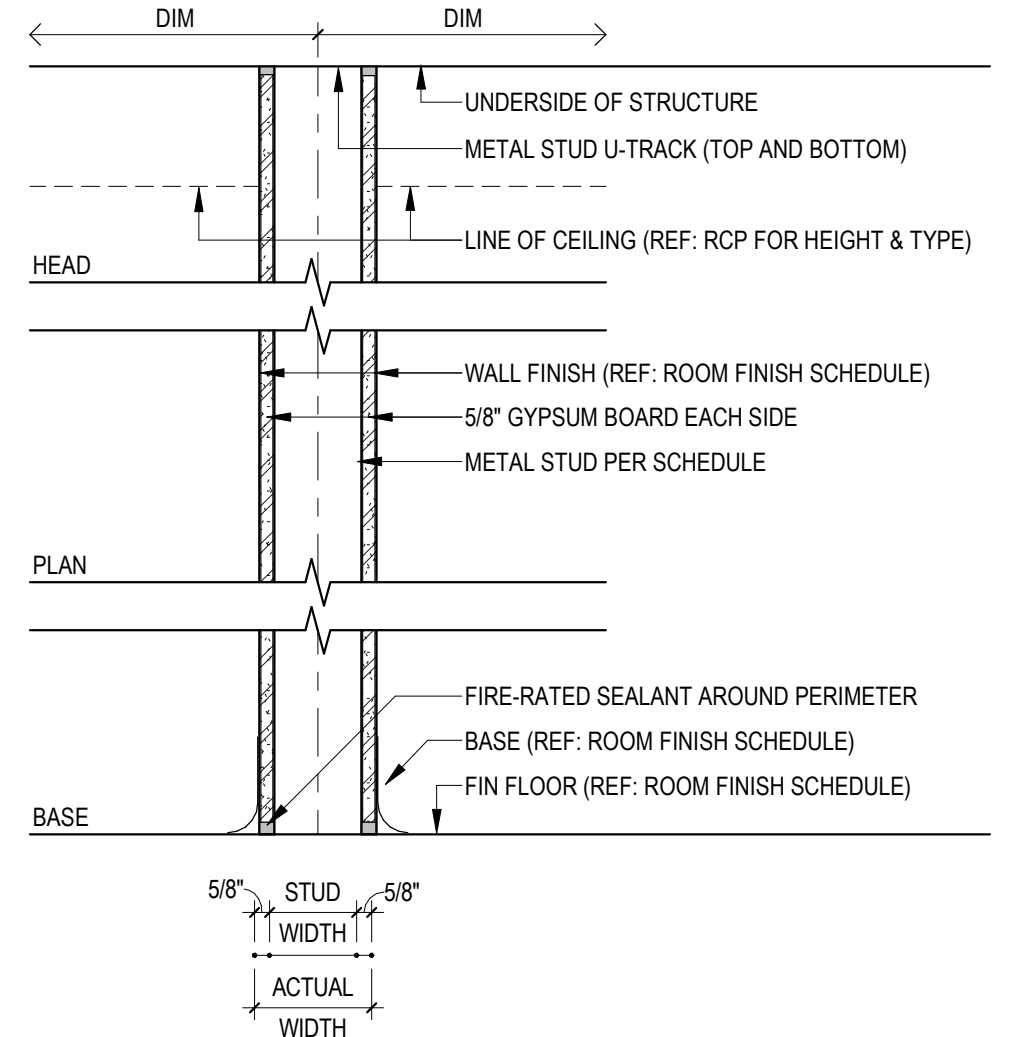
Drawing # 38 OF 190

Veterans Health Administration

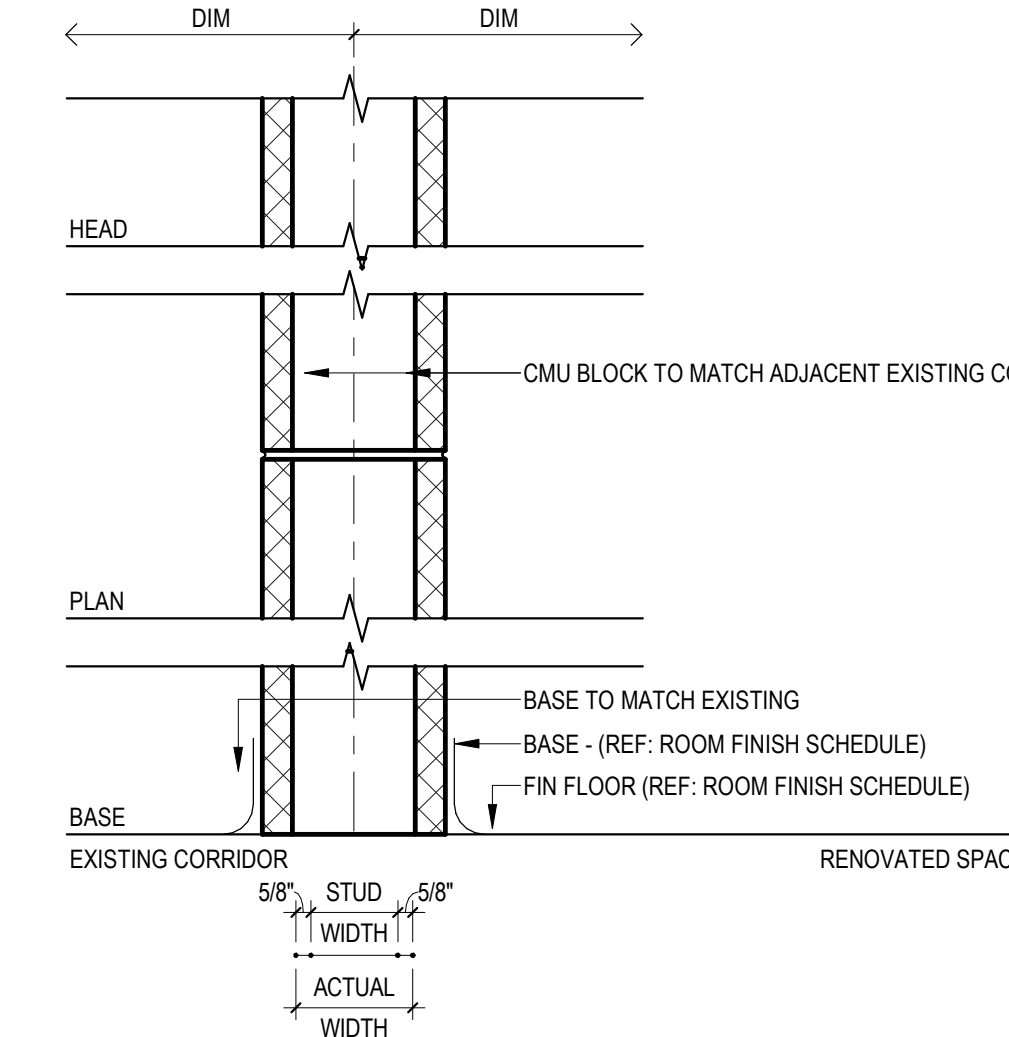
U.S. Department of Veterans Affairs

GENERAL PARTITION NOTES

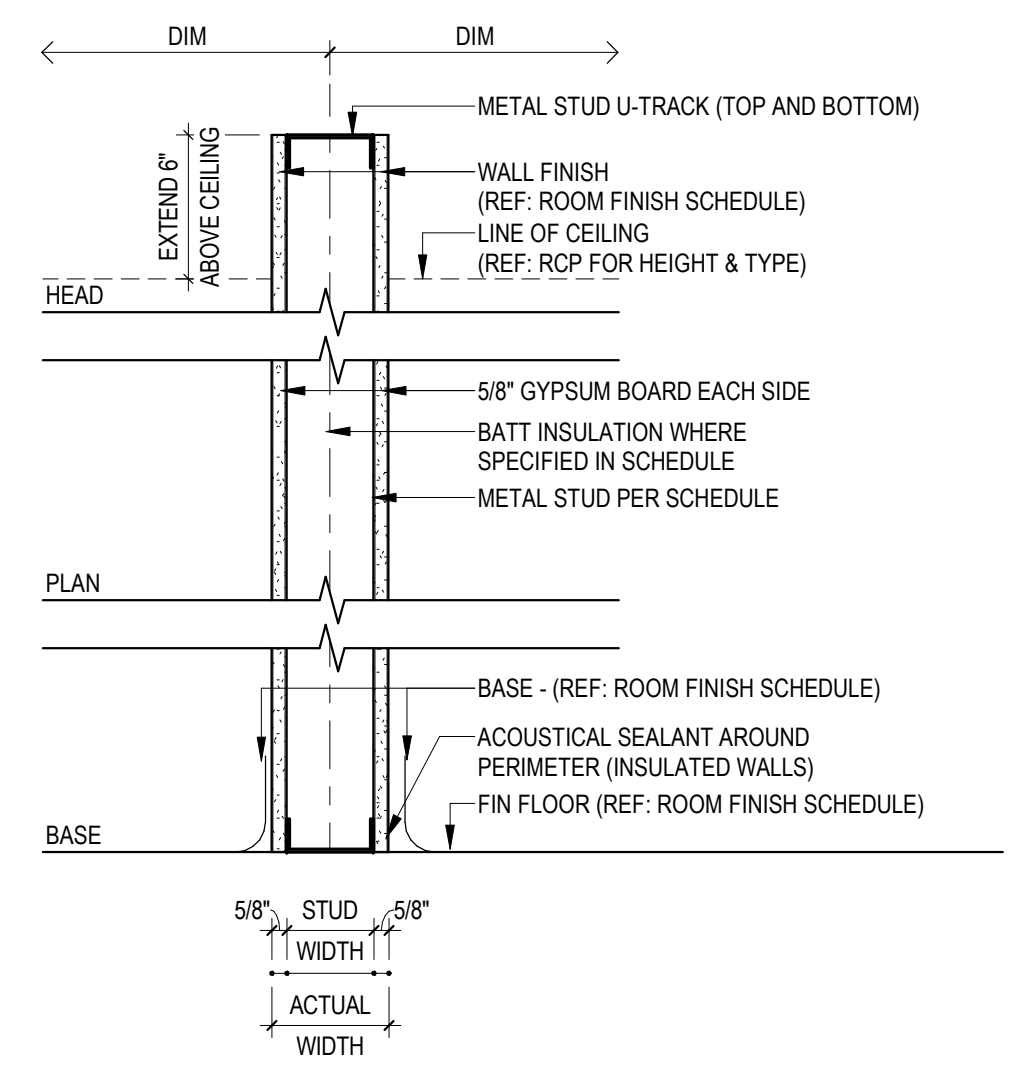
- REFER TO PLANS FOR LOCATION AND TYPES OF EACH PARTITION.
- PAINT CONTINUOUS 4" TALL, STENCILED LETTERS, ABOVE CEILING, ON BOTH SIDES OF ALL FIRE AND SMOKE WALLS DESIGNATING THE PARTITION RATING INDICATED ON THE LIFE SAFETY PLAN.
- REFER TO FINISH SCHEDULE AND INTERIOR ELEVATIONS FOR LOCATIONS OF ALL WALL TILE. PROVIDE AND INSTALL CEMENTITIOUS BACKER BOARD IN LIEU OF GYPSUM BOARD AT ALL SCHEDULED TILE LOCATIONS. UNLESS NOTED OTHERWISE, TILE SHALL BE INSTALLED PER TILE COUNCIL OF AMERICA LATEST STANDARDS FOR EACH TYPE OF BACKING MATERIAL REPRESENTED IN WALLPARTITION.
- ALL SUSPENDED WALLS AND PARTITIONS SHALL HAVE GYPSUM BOARD WHICH EXTENDS A MINIMUM OF 6" ABOVE THE SUSPENDED CEILING UNLESS SHOWN AND/OR NOTED OTHERWISE BY THE ARCHITECT.
- REFER TO STRUCTURAL DRAWINGS FOR ALL LOAD BEARING WALL CONDITIONS IN REGARDS TO STRUCTURAL REQUIREMENTS.
- "ALIGN" MEANS SIMILAR COMPONENTS OF CONSTRUCTION, E.G. WALLS, JAMBS, ETC. SHALL ALIGN ACROSS VOIDS AND JOINTS.
- PARTITIONS SHALL BE CONTINUOUS OVER DOORS SAME ADJACENT WALLS (UNLESS NOTED OTHERWISE) WHERE GYPSUM BOARD CONTINUES ABOVE CEILING AND ABOVE THE CEILING LEVEL UP TO THE STRUCTURE ABOVE. ALL GYPSUM BOARD RETURNS SHALL HAVE CORNER BEADS MINIMUM FLOOR TO CEILING. ALL PENETRATIONS IN GYPSUM BOARD CONSTRUCTION ABOVE FINISHED CEILING SHALL BE EFFECTIVELY SEALED TO PREVENT SOUND LEAKAGE AND FIRE STOPPING TAPE/CALK AT ALL RATED PARTITIONS.
- ALL MECHANICAL CHASSES AND OTHER NOTED CHASSES ARE TO EXTEND UP TO THE UNDERSIDE OF THE DECK STRUCTURE ABOVE. ALL PLUMBING CHASSES, UNLESS OTHERWISE NOTED, SHALL EXTEND ABOVE THE HIGHEST ADJOINING CEILING AND BE BRACED TO STRUCTURE.
- ALL CONSTRUCTION DESIGNATED TO BE SUPPORTED BY ROOF STRUCTURE SHALL BE SUPPORTED BY TOP CHORD OF STRUCTURAL JOISTS AND NOT FROM THE METAL DECK.
- COORDINATE WITH MILLWORK DRAWINGS FOR PLACEMENT OF BLOCKING IN WALLS / PARTITIONS. ALL WOOD BLOCKING IS TO BE FIRE RETARDANT TREATED.
- IMPACT RESISTANT GYPSUM BOARD, WHERE NOTED, IS OPTIONAL ABOVE 8' AFF AND BEHIND LOCKERS.
- SEAL THE TOP AND BOTTOM OF WALL AS WELL AS ALL PENETRATIONS WHERE SMOKE PARTITIONS ARE DESIGNATED ON THE LIFE SAFETY PLAN, TO ELIMINATE THE PASSAGE OF SMOKE.
- USE DEFLECTION TRACKS WHERE STUD WALLS ATTACH DIRECTLY TO METAL DECK.



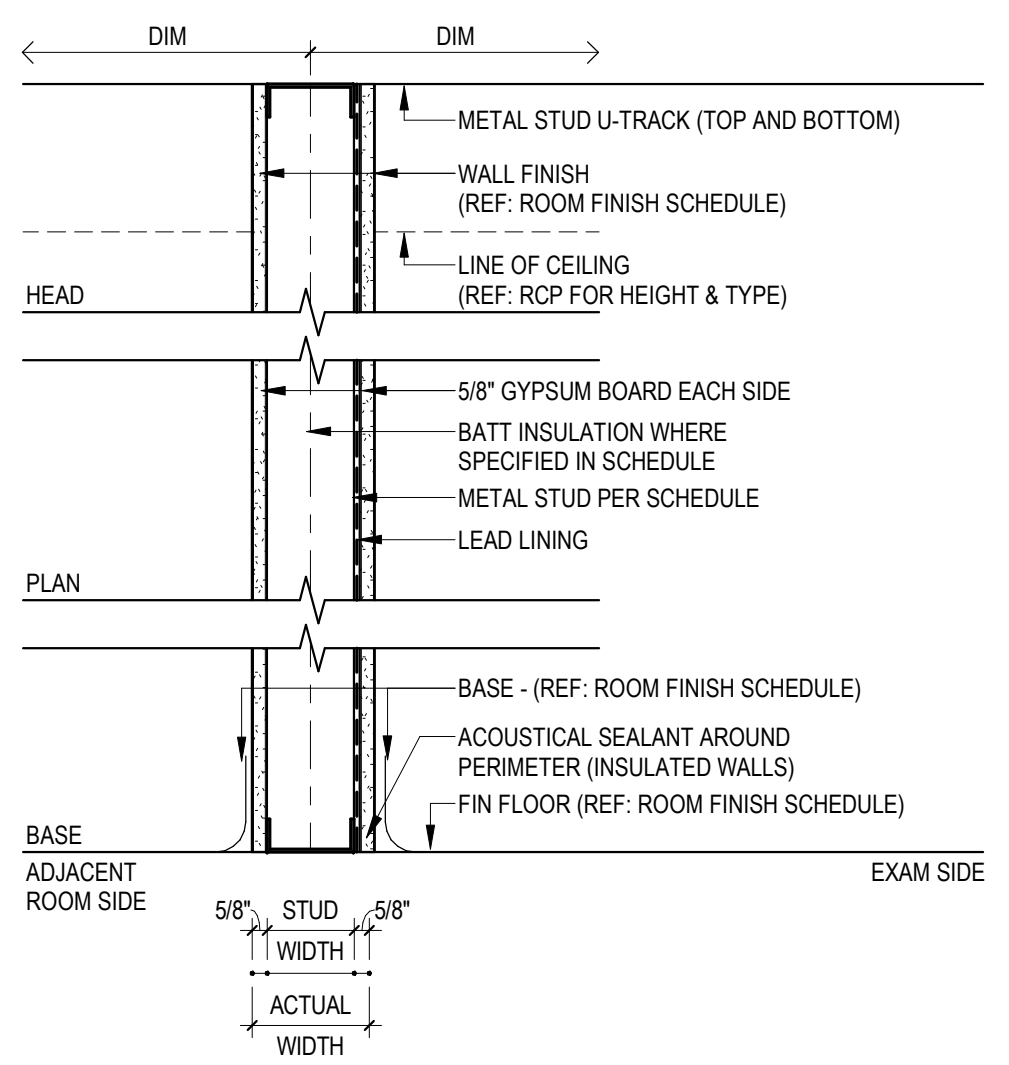
| MARK | WALL TYPE | DESCRIPTION | WIDTH | MIN. STC |
|------|------------------|---|--------|----------|
| X3 | 1 HR ICRA (U419) | 5/8" TYPE X GYPSUM BOARD EACH SIDE OF 3 5/8" METAL STUD AT 16" O.C. | 4 7/8" | -- |



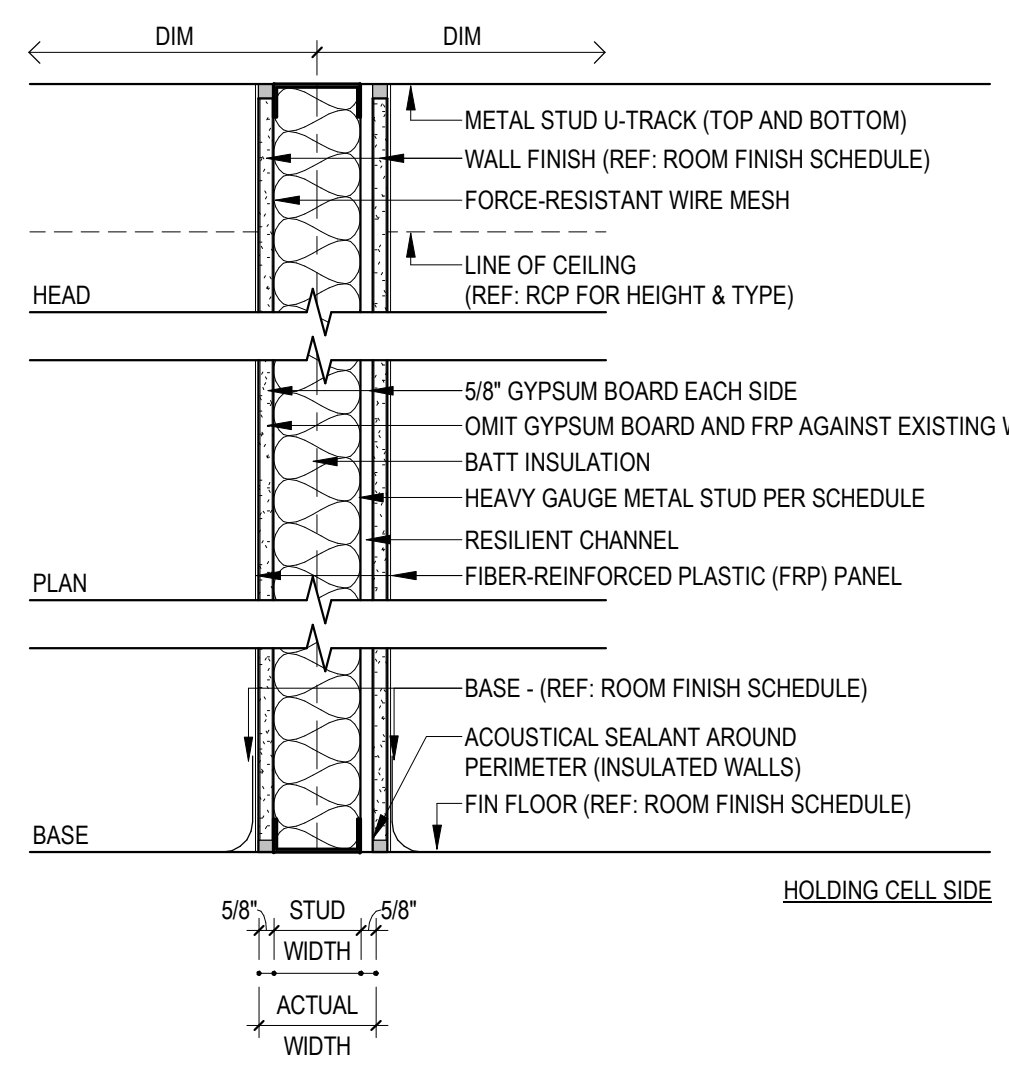
| MARK | WALL TYPE | DESCRIPTION | WIDTH | MIN. STC |
|------|---------------|--|--------|----------|
| V1 | NON-INSULATED | CMU BLOCK TO MATCH EXISTING ADJACENT CONSTRUCTION. | 7 5/8" | -- |



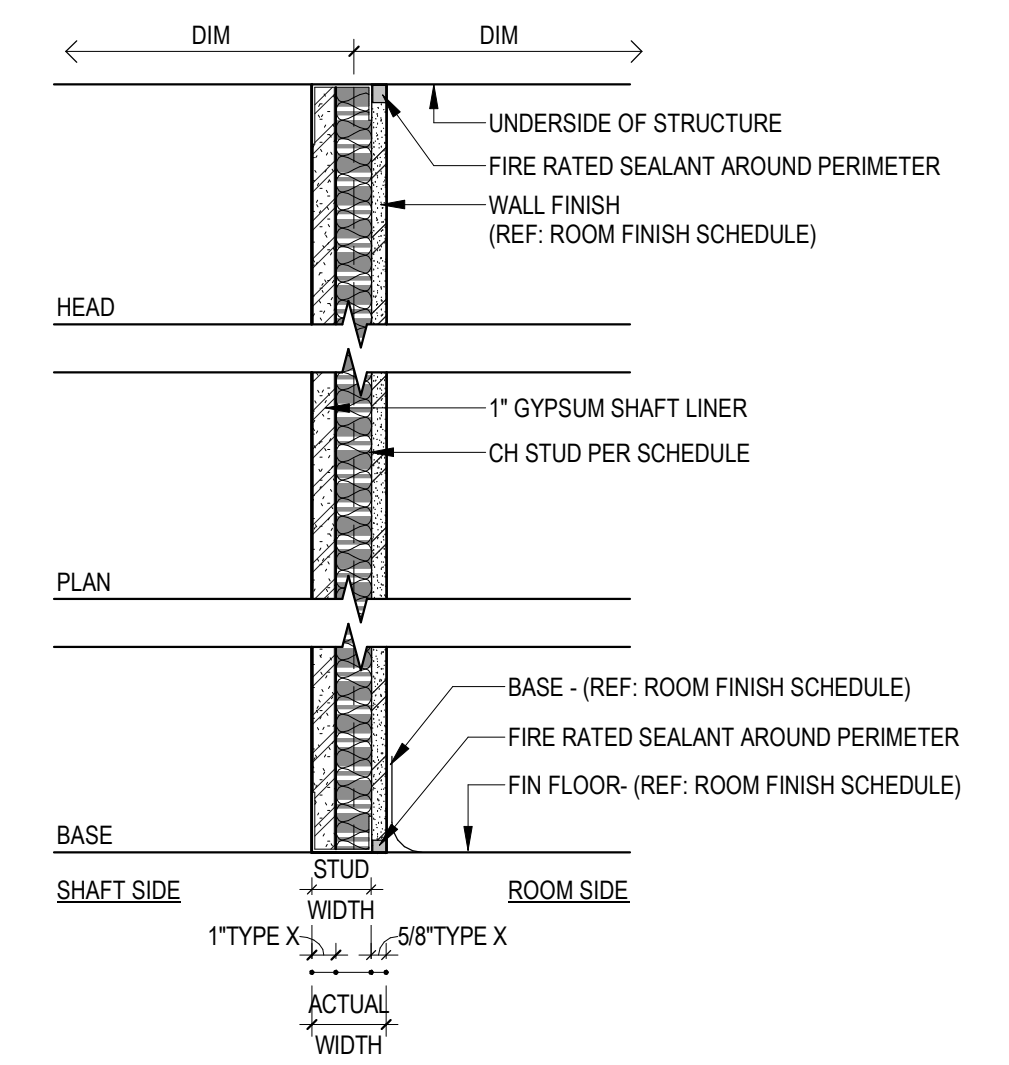
| MARK | WALL TYPE | DESCRIPTION | WIDTH | MIN. STC |
|------|---------------|---|--------|----------|
| US | NON-INSULATED | 5/8" GYPSUM BOARD EACH SIDE OF 3 5/8" METAL STUD SPACED AT 16" O.C. | 4 7/8" | -- |
| U6 | NON-INSULATED | 5/8" GYPSUM BOARD EACH SIDE OF 3 5/8" METAL STUD SPACED AT 16" O.C. | 1 1/4" | -- |



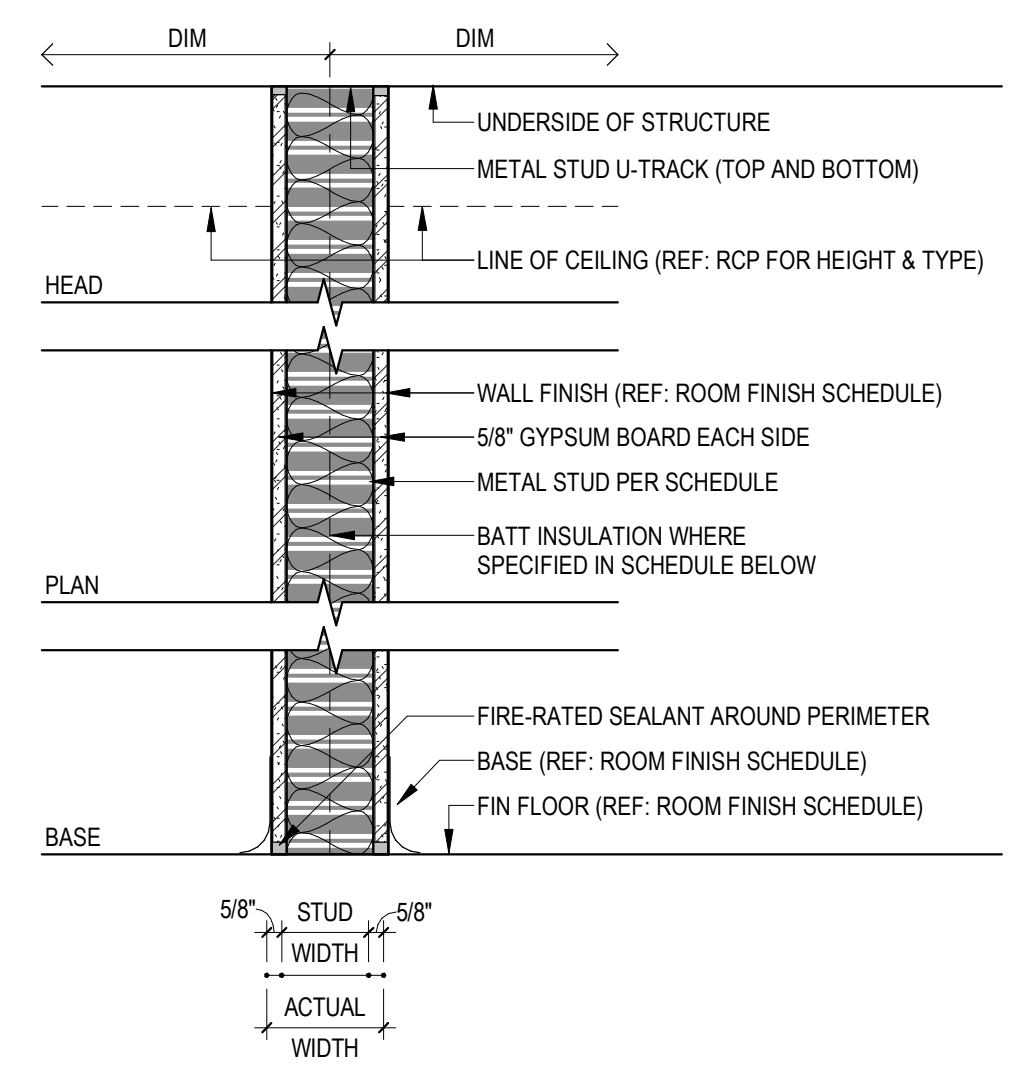
| MARK | WALL TYPE | DESCRIPTION | WIDTH | MIN. STC |
|------|---------------|--|----------|----------|
| S3 | NON-INSULATED | 5/8" GYPSUM BOARD EACH SIDE OF 3 5/8" METAL STUD SPACED AT 16" O.C. WITH LEAD LINING | 4 29/32" | -- |



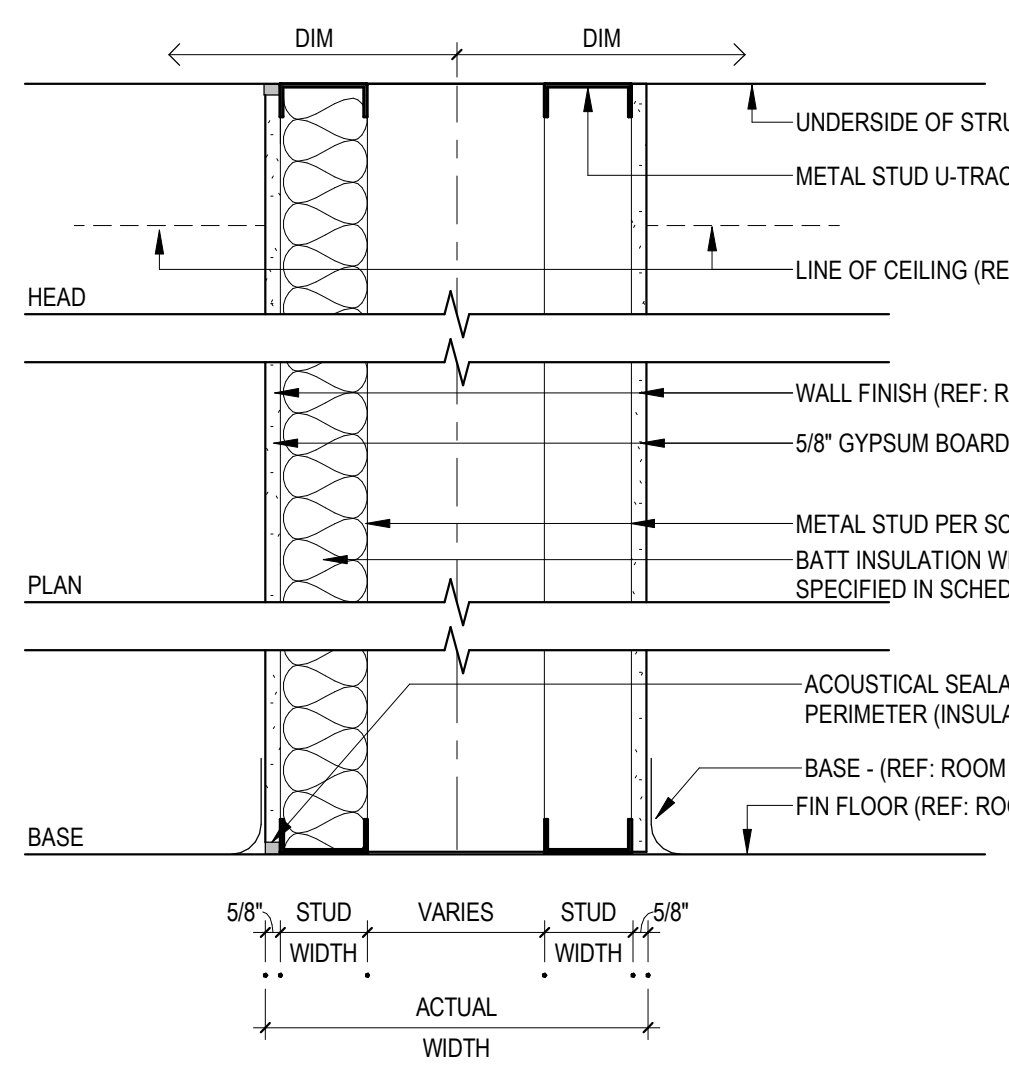
| MARK | WALL TYPE | DESCRIPTION | WIDTH | MIN. STC |
|------|------------------|---|--------|----------|
| R3 | INSULATED (U419) | 5/8" GYPSUM BOARD EACH SIDE OF 6" METAL STUD SPACED AT 16" O.C. W/ BATT INSULATION AND FIBER-REINFORCED (FRP) PANEL | 8" | 49 STC |
| R4 | INSULATED | 5/8" GYPSUM BOARD ONE SIDE OF 3 5/8" METAL STUD SPACED AT 16" O.C. W/ BATT INSULATION AND RESILIENT CHANNEL AND FIBER-REINFORCED PANEL (FRP) ONE SIDE | 4 7/8" | 49 STC |



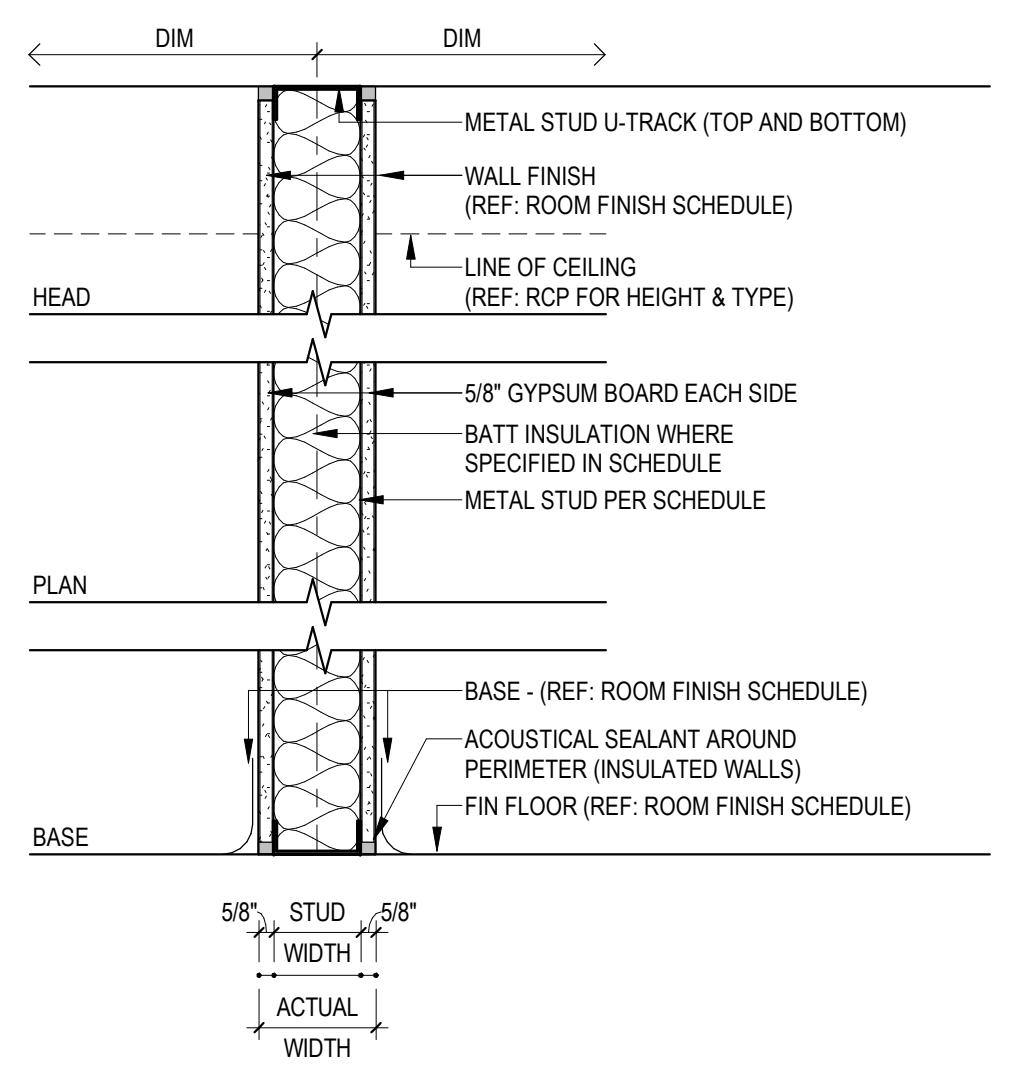
| MARK | WALL TYPE | DESCRIPTION | WIDTH | MIN. STC |
|------|-------------|---|--------|----------|
| G2 | 1 HR (U415) | 5/8" TYPE X GYPSUM BOARD ONE SIDE & 1" TYPE X GYPSUM BOARD OPPOSITE SIDE OF 2 1/2" CH METAL STUD AT 16" O.C. W/ BATT INSULATION | 3 1/8" | -- |
| G4 | 1 HR (U415) | 5/8" TYPE X GYPSUM BOARD ONE SIDE & 1" TYPE X GYPSUM BOARD OPPOSITE SIDE OF 4" CH METAL STUD AT 16" O.C. W/ BATT INSULATION | 4 5/8" | 51 STC |



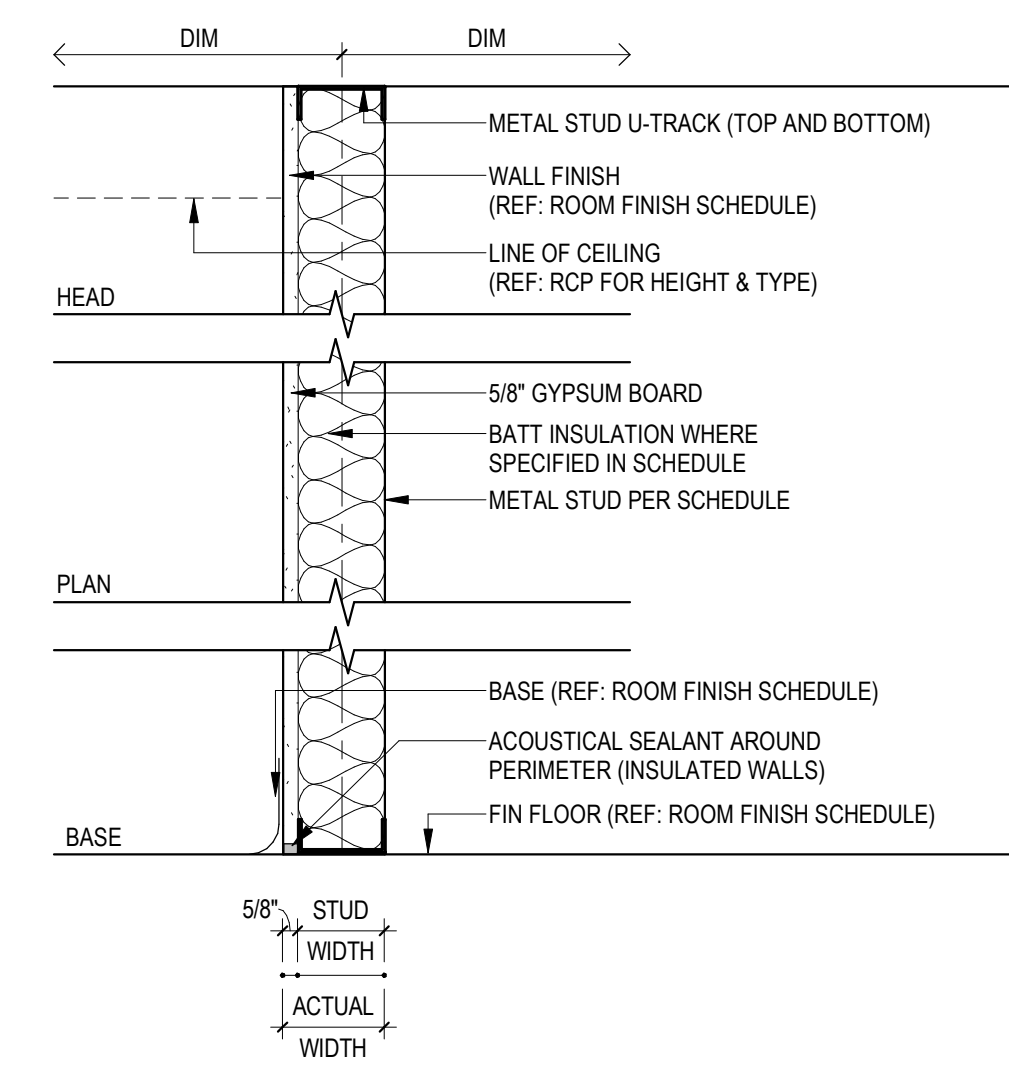
| MARK | WALL TYPE | DESCRIPTION | WIDTH | MIN. STC |
|------|-------------|---|--------|----------|
| F3 | 1 HR (U419) | 5/8" TYPE X GYPSUM BOARD EACH SIDE OF 3 5/8" METAL STUD AT 16" O.C. | 4 7/8" | -- |



| MARK | WALL TYPE | DESCRIPTION | WIDTH | MIN. STC |
|------|-----------|---|----------|----------|
| E3 | CARRIER | 5/8" GYPSUM BOARD ONE SIDE OF (2) 3 5/8" METAL STUD WALLS AT 16" O.C. W/ BATT INSULATION ONE SIDE | 1-3 7/8" | -- |

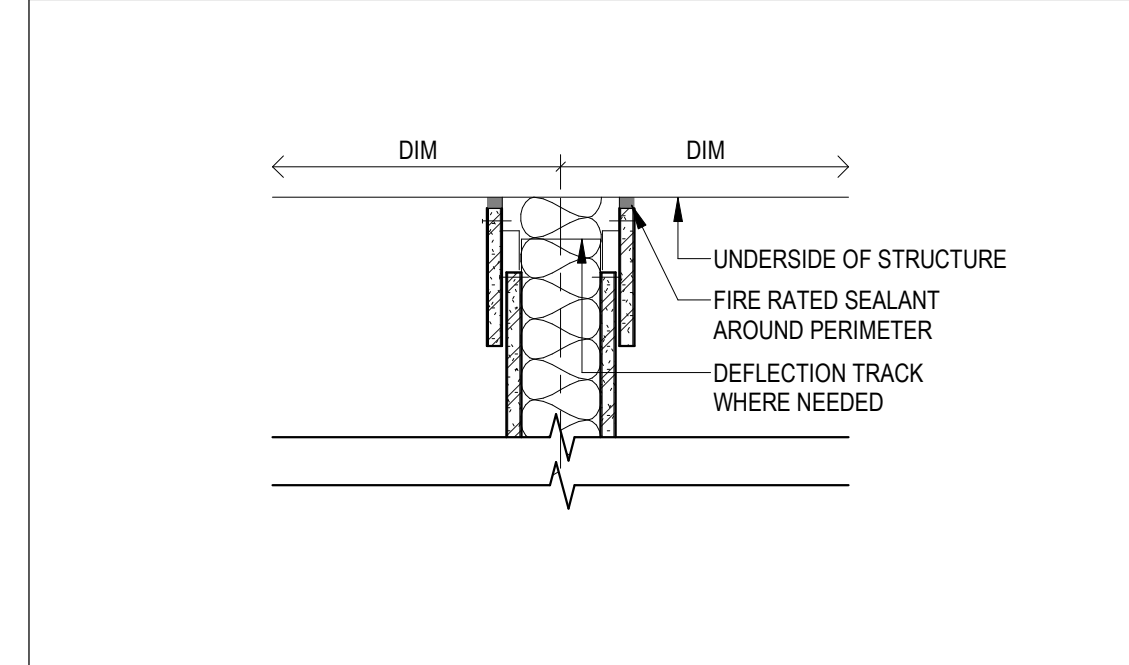


| MARK | WALL TYPE | DESCRIPTION | WIDTH | MIN. STC |
|------|------------------|---|--------|----------|
| C3 | NON-INSULATED | 5/8" GYPSUM BOARD EACH SIDE OF 3 5/8" METAL STUD AT 16" O.C. | 4 7/8" | -- |
| CE | NON-INSULATED | 5/8" GYPSUM BOARD EACH SIDE OF 6" METAL STUD AT 16" O.C. | 7 1/4" | -- |
| D3 | INSULATED (U419) | 5/8" GYPSUM BOARD EACH SIDE OF 3 5/8" METAL STUD AT 16" O.C. W/ BATT INSULATION | 4 7/8" | -- |

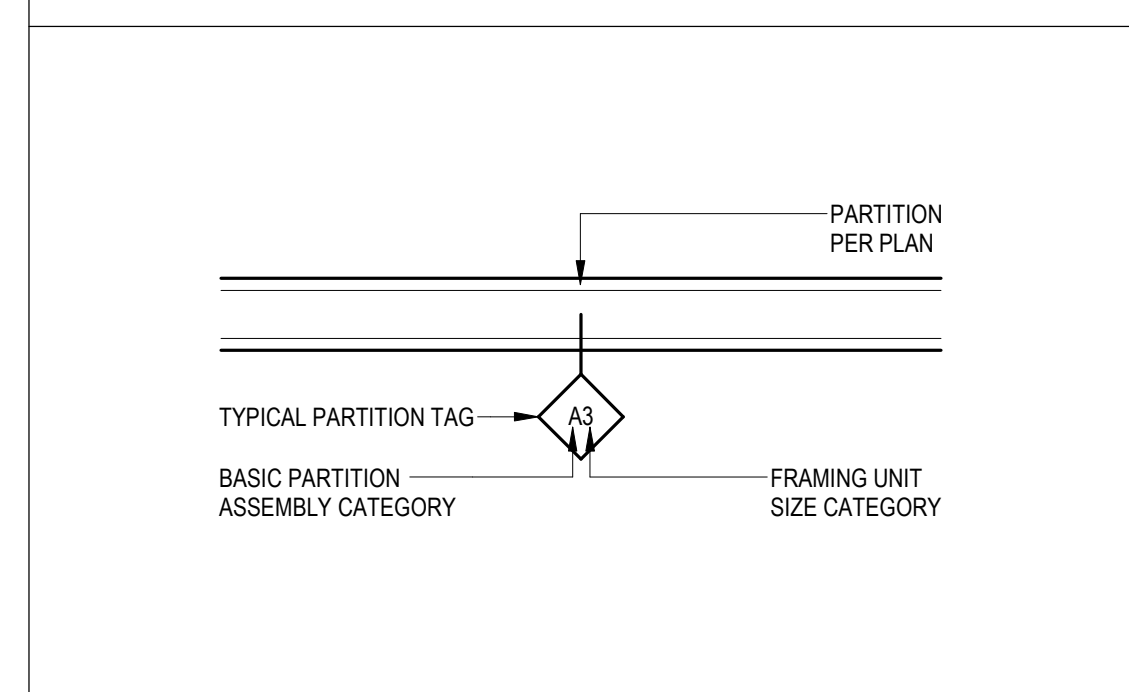


| MARK | WALL TYPE | DESCRIPTION | WIDTH | MIN. STC |
|------|---------------|---|--------|----------|
| A1 | NON-INSULATED | 5/8" GYPSUM BOARD ONE SIDE 7/8" HAT CHANNEL AT 16" O.C. | 1 1/2" | -- |
| A2 | NON-INSULATED | 5/8" GYPSUM BOARD ONE SIDE OF 2 1/2" METAL STUD AT 16" O.C. | 3 1/8" | -- |
| A3 | NON-INSULATED | 5/8" GYPSUM BOARD ONE SIDE OF 3 5/8" METAL STUD AT 16" O.C. | 4 1/4" | -- |
| A6 | NON-INSULATED | 5/8" GYPSUM BOARD ONE SIDE OF 6" METAL STUD AT 16" O.C. | 6 5/8" | -- |

DEFLECTION TRACK AS REQUIRED



PARTITION TAG



**FULLY SPRINKLERED
100% BID SET**

| | | | | | | | | | |
|-----|----------------------|------|---|--|--|---|---|---------------------------|--|
| NO. | REVISION DESCRIPTION | DATE | CONSULTANTS: STRUCTURAL / CIVIL ENGINEER H2B, INC. 1225 N. LOOP WEST, SUITE 800 HOUSTON, TX 77008 (713) 864-2900 INDUSTRIAL HYGIENIST RIVERFRONT HEALTH & SAFETY 1150 OLIVE STREET, ST. LOUIS, MO 63101 (314) 436-9492 | ARCHITECT: SPUR # 2016 SPUR DESIGN SPUR DESIGN, LLC 312 SW 25TH STREET Oklahoma City, OK 73109 (405) 842-6100 KS ARCH REG. NO. A-930, EXP. 12/31/2023 KS ENGR REG. NO. E-2586, EXP. 12/31/2023 | STAMP: VA Health Care System Approval: | Drawing Title PARTITION TYPES | Project Title CONSTRUCT INFILL OF BUILDING 26 AND RENOVATE SPECIALTY CARE CLINICS | Project Number 589-704 | Veterans Health Administration VA U.S. Department of Veterans Affairs |
| | | | | | | | | | |

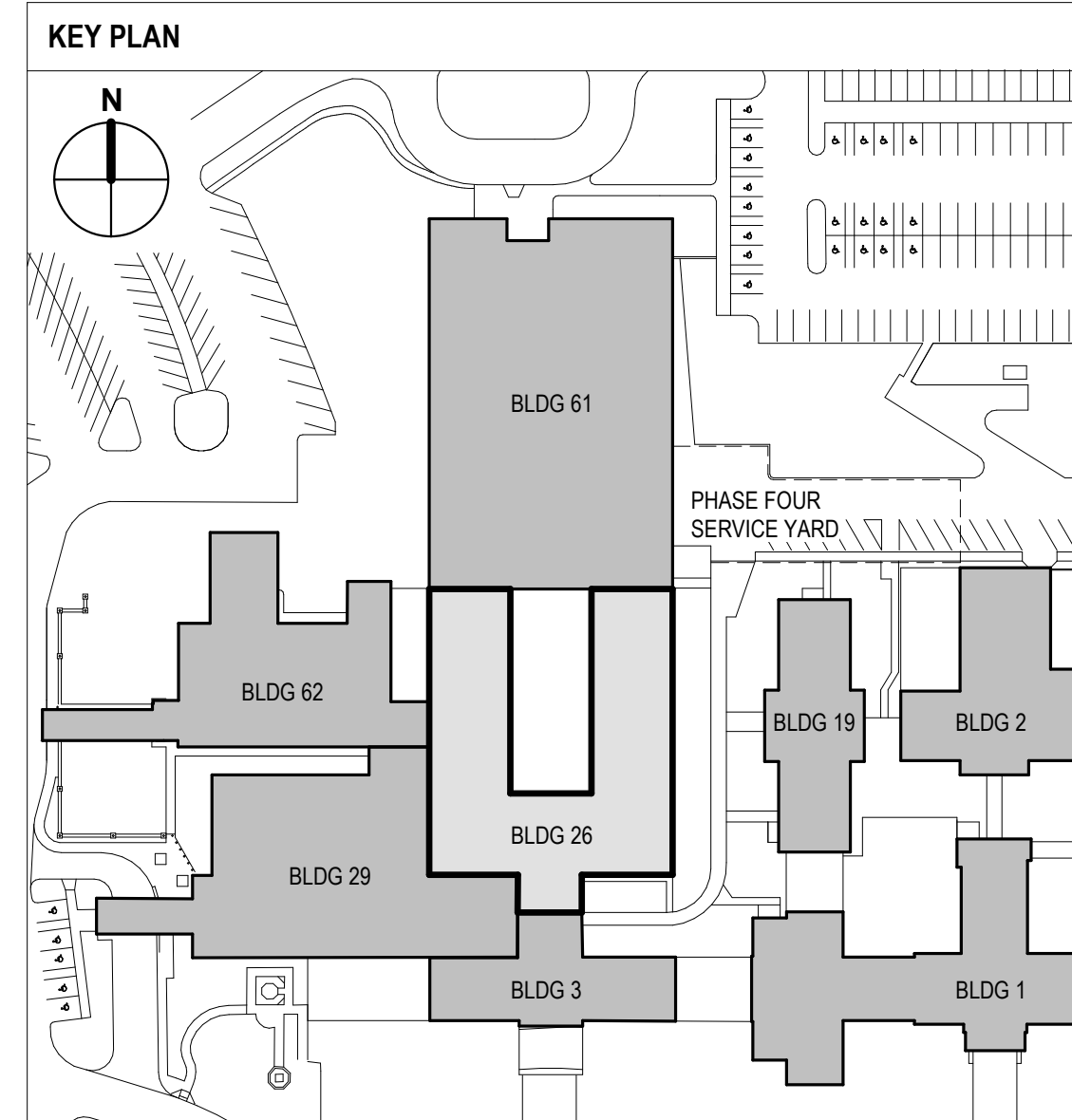
12/20/2022 9:49:53 AM

VA FORM 08-6231

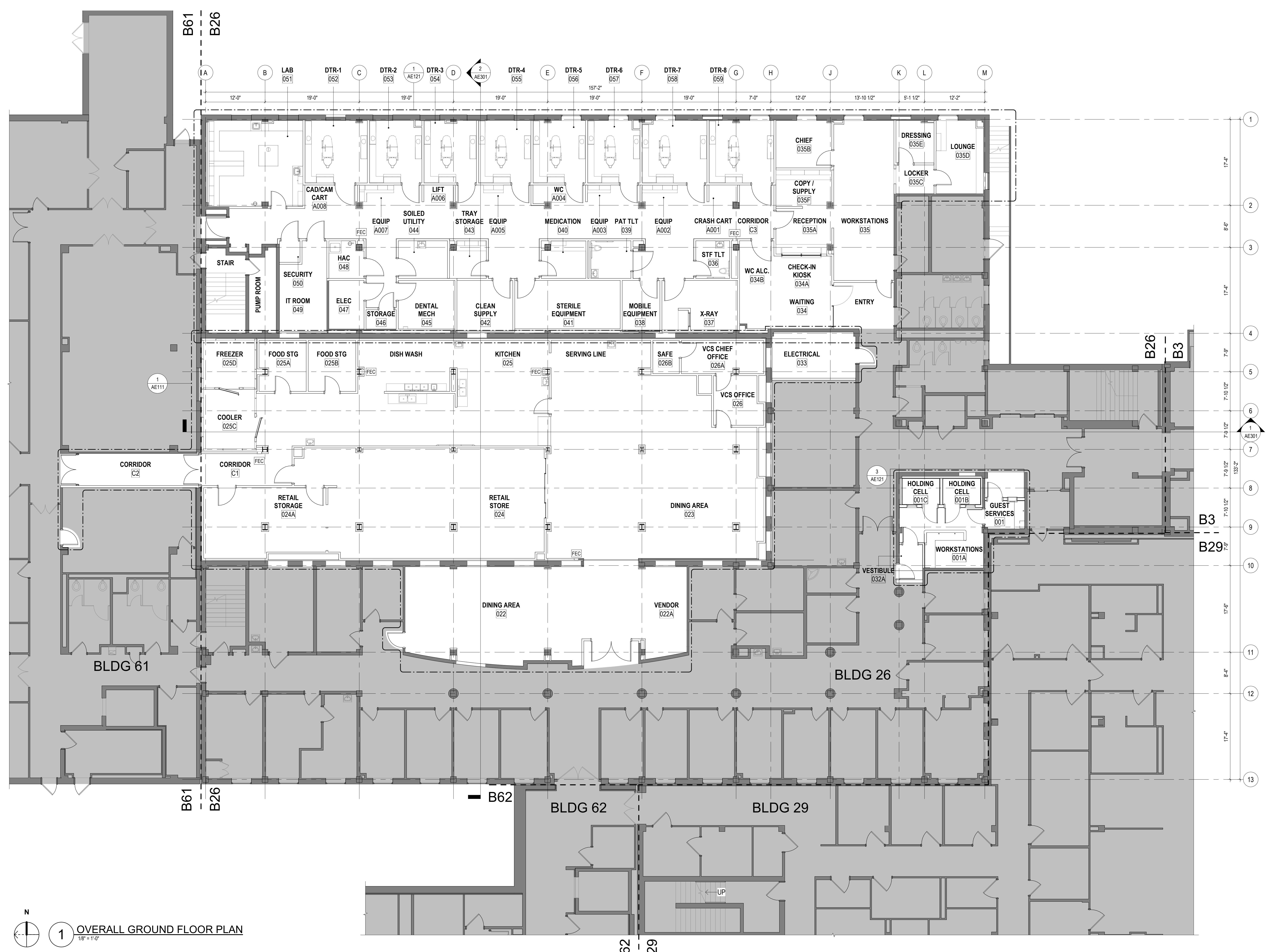
- GENERAL PLAN NOTES**
1. ALL DOOR FRAMES TO BE LOCATED 4" FROM OUTSIDE OF FRAME TO FINISH FACE OF ADJACENT WALL UNLESS NOTED OTHERWISE.
 2. ALL WALLS ARE TYPE B3 PARTITIONS UNLESS OTHERWISE NOTED. REFER TO PARTITION TYPE SHEET (AE011) FOR WALL TYPES.
 3. REFER TO DOOR SCHEDULE & DETAILS SHEET (AE011) FOR DOOR INFORMATION.
 4. ALL WALLS ARE DIMENSIONED TO CENTERLINE OF METAL STUD, UNLESS NOTED OTHERWISE.
 5. BLOCK OUT SLAB FOR PENETRATIONS SHALL BE 2" LARGER THAN DUCT SIZE TO ALLOW TOLERANCE FOR DUCT PASSAGE AND FIRE SAFING. COORDINATE WITH MEP FOR DUCT SIZES.
 6. FURR AROUND ALL COLUMN PROTRUSIONS AS NEEDED UNLESS NOTED OTHERWISE.
 7. PROVIDE CONTINUOUS 1 HOUR FIRE RATED EXPANSION MATERIAL AT EACH LEVEL BETWEEN THE EXISTING BUILDING AND THE NEW INFILL CONSTRUCTION.
 8. REFER TO PHASE SPECIFIC SHEETS FOR SCOPE AND EXTENT OF EACH PHASE OF WORK.

PHASING AND PROJECT SCOPE LEGEND

AREAS OF WORK OUTSIDE OF CURRENT PHASE OR OUTSIDE OF PROJECT SCOPE SHOWN. REFERENCE G1011- PHASING PLANS FOR MORE INFORMATION.



**FULLY SPRINKLERED
100% BID SET**



1 OVERALL GROUND FLOOR PLAN
1/8" = 1'-0"

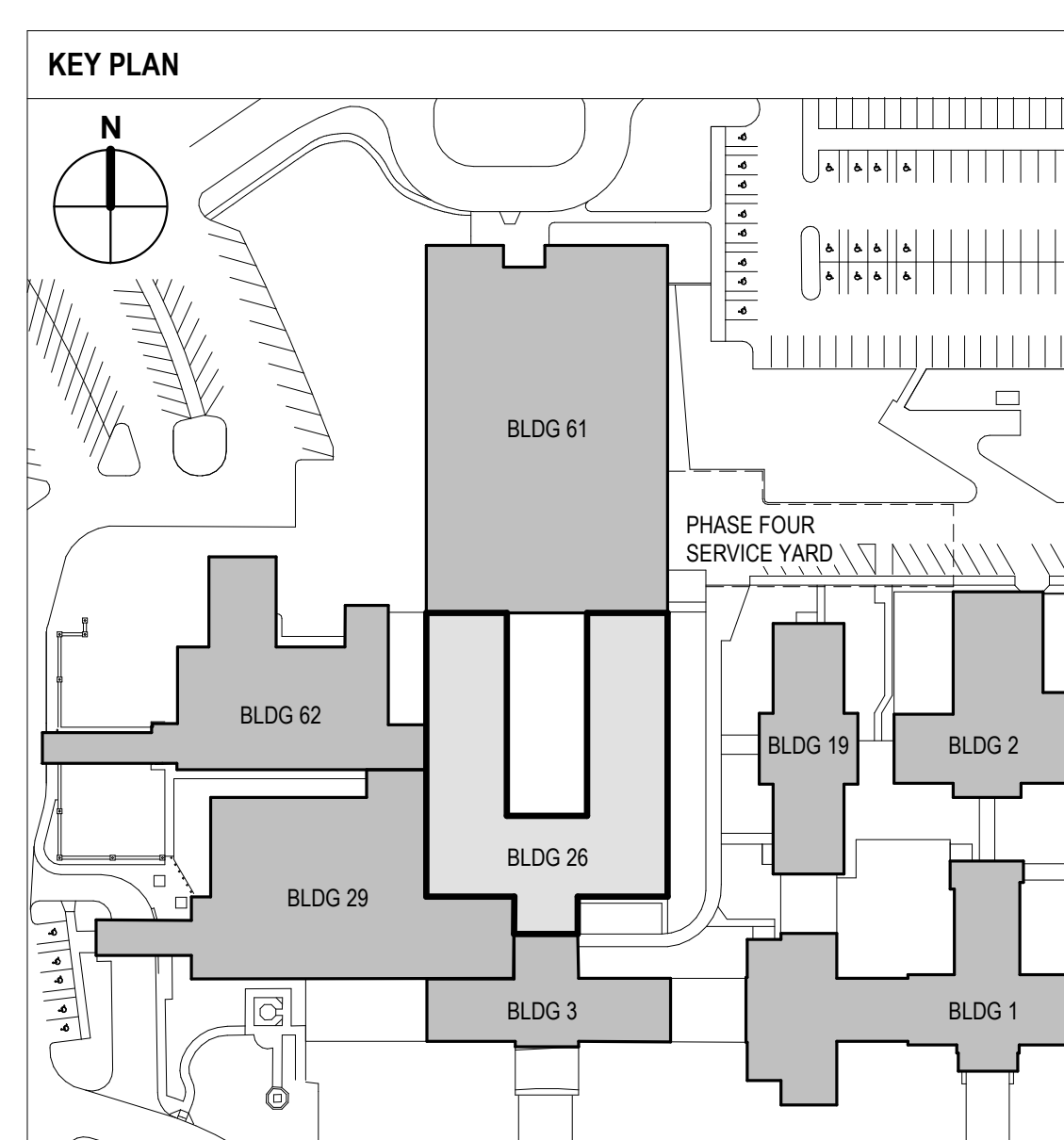
| | | | | | | | | | | | | | |
|-----|----------------------|------|---|--|--|---|---------------------------------|---|---|---|--------------|---------------------------|--------------------------------|
| NO. | REVISION DESCRIPTION | DATE | CONSULTANTS: | | | ARCHITECT: | SPUR # 2016 | STAMP: | Drawing Title OVERALL REFERENCE PLAN - GROUND FLOOR | Project Title CONSTRUCT INFILL OF BUILDING 26 AND RENOVATE SPECIALTY CARE CLINICS | | Project Number 589-704 | Veterans Health Administration |
| | | | STRUCTURAL / CIVIL ENGINEER H2B, INC. 1225 N. LOOP WEST, SUITE 800 HOUSTON, TX 77008 (713) 864-2900 | MECH / ELEC / PLUMB / TECH ENGR SPUR DESIGN 25219 MADISON AVENUE, SUITE 100 KANSAS CITY, MO 64108 (913) 369-7200 | FIRE PROTECTION ENGINEER POOLE FIRE PROTECTION, INC. 19910 WEST 161ST STREET OLATHE, KANSAS 66062 (913) 829-8690 | | | | | VA Health Care System Approval: | | Building Number 26 | |
| | | | INDUSTRIAL HYGIENIST RIVERFRONT HEALTH & SAFETY 1199 OLIVE STREET, ST. LOUIS, MO 63101 (314) 436-9492 | HEALTHCARE PLANNER INNOVA GROUP 3196 N. SIWAN ROAD TUCSON, AZ 85712 (520) 886-8650 | PHYSICAL SECURITY FORCE PROTECT 10901 FRONT BEACH ROAD, STE 1415 PANAMA CITY, FL 32407 (502) 836-4232 | KS ARCH REG. NO. A-930, EXP. 12/31/2023 KS ENGR REG. NO. E-2586, EXP. 12/31/2023 | 6728 12.11.2022 ARCHITECT | Location 5500 EAST KELLOGG AVENUE WICHITA, KANSAS 67218 | Date 12/21/2022 | Checked AJS | Drawn ECO | Drawing # 40 OF 190 | |

12/20/2022 9:49:59 AM

- GENERAL PLAN NOTES**
- ALL DOOR FRAMES TO BE LOCATED 4" FROM OUTSIDE OF FRAME TO FINISH FACE OF ADJACENT WALL UNLESS NOTED OTHERWISE.
 - ALL WALLS ARE TYPE B3 PARTITIONS UNLESS OTHERWISE NOTED. REFER TO PARTITION TYPE SHEET (AE001) FOR WALL TYPES.
 - REFER TO DOOR SCHEDULE & DETAILS SHEET (AE001) FOR DOOR INFORMATION.
 - ALL WALLS ARE DIMENSIONED TO CENTERLINE OF METAL STUD, UNLESS NOTED OTHERWISE.
 - BLOCK OUT SLAB FOR PENETRATIONS SHALL BE 2" LARGER THAN DUCT SIZE TO ALLOW TOLERANCE FOR DUCT PASSAGE AND FIRE SAFING. COORDINATE WITH MEP FOR DUCT SIZES.
 - FURR AROUND ALL COLUMN PROTRUSIONS AS NEEDED UNLESS NOTED OTHERWISE.
 - PROVIDE CONTINUOUS 1 HOUR FIRE RATED EXPANSION MATERIAL AT EACH LEVEL BETWEEN THE EXISTING BUILDING AND THE NEW INFILL CONSTRUCTION.
 - REFER TO PHASE SPECIFIC SHEETS FOR SCOPE AND EXTENT OF EACH PHASE OF WORK.

PHASING AND PROJECT SCOPE LEGEND

AREAS OF WORK OUTSIDE OF CURRENT PHASE OR OUTSIDE OF PROJECT SCOPE SHOWN. REFERENCE G1011 - PHASING PLANS FOR MORE INFORMATION.




**FULLY SPRINKLERED
100% BID SET**



1 OVERALL LEVEL FIRST FLOOR
1/8" = 1'-0"

| | | | | | | | | | | | | | | |
|-----|----------------------|------|---|--|--|-------------------|-------------|---------------|--|---|---------------------------|-----------------------|--------------------------------|---------------------|
| NO. | REVISION DESCRIPTION | DATE | CONSULTANTS: | | | ARCHITECT: | SPUR # 2016 | STAMP: | Drawing Title OVERALL REFERENCE PLAN - FIRST FLOOR | Project Title CONSTRUCT INFILL OF BUILDING 26 AND RENOVATE SPECIALTY CARE CLINICS | Project Number 589-704 | Building Number 26 | Drawing Number AE102 | Drawing # 41 OF 190 |
| | | | STRUCTURAL / CIVIL ENGINEER H2B, INC. 1225 N. LOOP WEST, SUITE 800 HOUSTON, TX 77008 (713) 864-2900 | MECH / ELEC / PLUMB / TECH ENGR SPUR DESIGN 25219 MADISON AVENUE, SUITE 100 KANSAS CITY, MO 64108 (913) 369-7200 | FIRE PROTECTION ENGINEER POOLE FIRE PROTECTION, INC. 19910 WEST 161ST STREET OLATHE, KANSAS 66062 (913) 829-8690 | | | | | | | | | |



12/20/2022 9:50:05 AM

VA FORM 08-6231

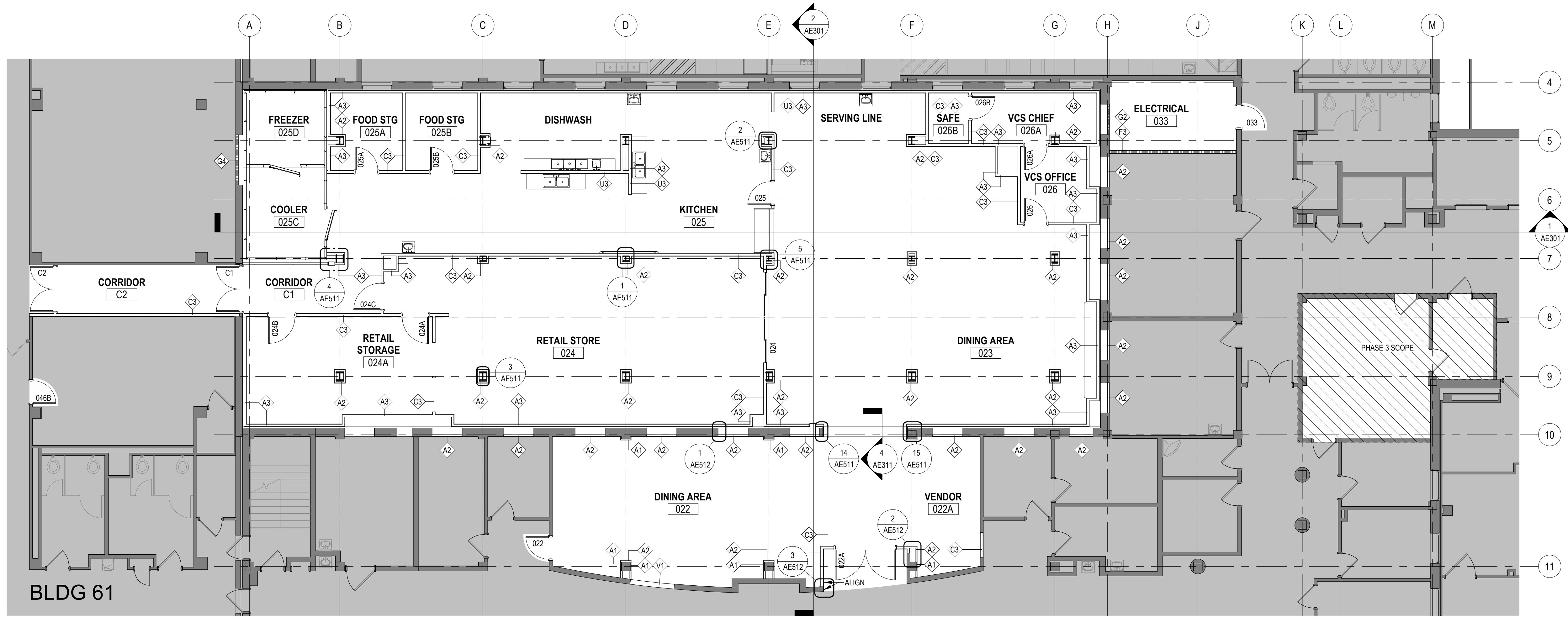
- GENERAL PLAN NOTES**
- ALL DOOR FRAMES TO BE LOCATED 4" FROM OUTSIDE OF FRAME TO FINISH FACE OF ADJACENT WALL UNLESS NOTED OTHERWISE.
 - ALL WALLS ARE TYPE D3 PARTITIONS UNLESS OTHERWISE NOTED. REFER TO PARTITION TYPE SHEET (AE01) FOR WALL TYPES.
 - REFER TO DOOR SCHEDULE & DETAILS SHEET (AE01) FOR DOOR INFORMATION.
 - ALL WALLS ARE DIMENSIONED TO CENTERLINE OF METAL STUD, UNLESS NOTED OTHERWISE.
 - BLOCK OUT SLAB FOR PENETRATIONS SHALL BE 2" LARGER THAN DUCT SIZE TO ALLOW TOLERANCE FOR DUCT PASSAGE AND FIRE SAFING. COORDINATE WITH MEP FOR DUCT SIZES.
 - FURR AROUND ALL COLUMN PROTRUSIONS AS NEEDED UNLESS NOTED OTHERWISE.
 - PROVIDE CONTINUOUS 1 HOUR FIRE RATED EXPANSION MATERIAL AT EACH LEVEL BETWEEN THE EXISTING BUILDING AND THE NEW INFILL CONSTRUCTION.
 - REFER TO PHASE SPECIFIC SHEETS FOR SCOPE AND EXTENT OF EACH PHASE OF WORK.

ROOM SCHEDULE - PHASE ONE

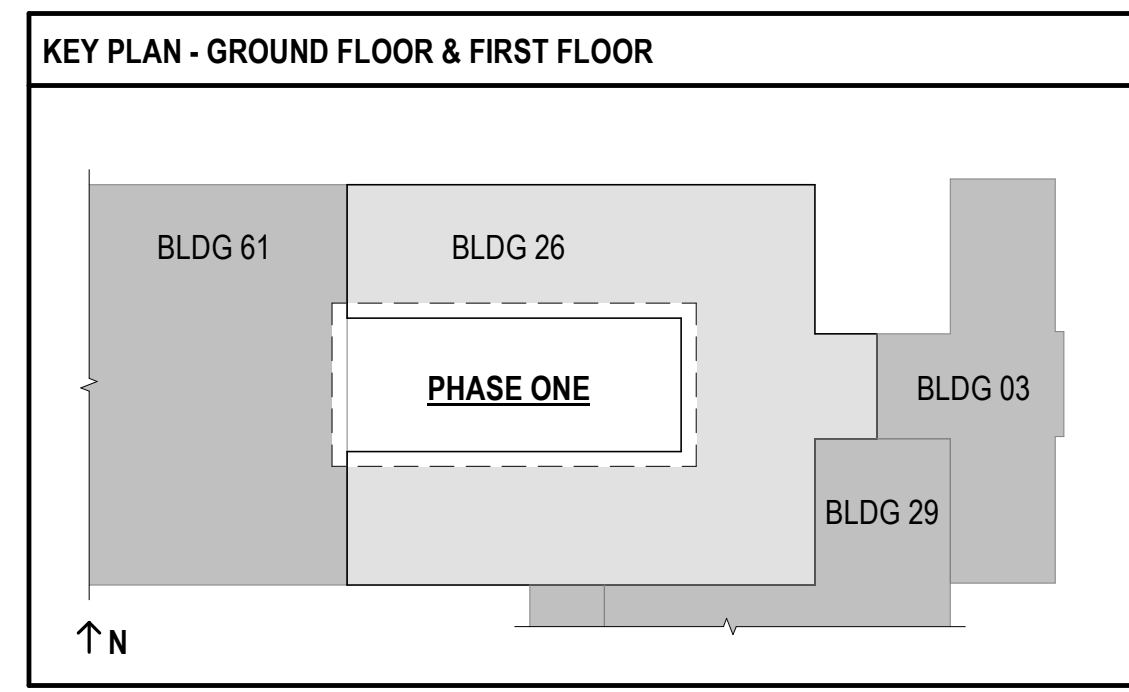
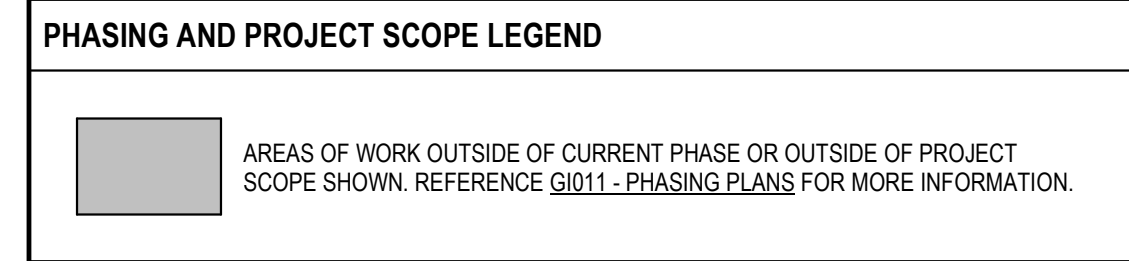
| NUMBER | NAME | SEPS CODE | PROG. AREA | ACTUAL AREA | COMMENTS |
|---|-------------------|-----------|------------|-------------|----------|
| PHASE ONE - GROUND FLOOR - CANTINEEN | | | | | |
| 022 | DINING AREA | FSS1 | 600 SF | 389 SF | |
| 022A | VENDOR | - | - | 169 SF | |
| 023 | DINING AREA | FSCD1 | 600 SF | 1198 SF | |
| 024 | RETAIL STORE | RSD1 | 600 SF | 1005 SF | |
| 024A | RETAIL STORAGE | SRED1 | 400 SF | 334 SF | |
| 025 | KITCHEN | FSTD1 | 300 SF | 823 SF | |
| 025A | FOOD STG | SRS01 | 100 SF | 96 SF | |
| 025B | FOOD STG | SRS01 | 100 SF | 96 SF | |
| 025C | COOLER | RER01 | 200 SF | 136 SF | |
| 025D | FREEZER | RER01 | 200 SF | 110 SF | |
| 025E | DISHWASH | FSDW1 | 340 SF | 198 SF | |
| 026 | VCS OFFICE | OF019 | 100 SF | 94 SF | |
| 026A | VCS CHIEF | OF019 | 100 SF | 110 SF | |
| 026B | SAFE | - | - | 36 SF | |
| 033 | ELECTRICAL | - | - | 156 SF | |
| C1 | CORRIDOR | - | - | 126 SF | |
| C2 | CORRIDOR | - | - | 157 SF | |
| PHASE ONE - FIRST FLOOR - SPECIALTY CARE | | | | | |
| 120 | CORR. | - | - | 372 SF | |
| 121 | MED EQUIP STORAGE | SRED1 | 100 SF | 84 SF | |
| 122A | TEAM SPACE 2 | WRTM1 | 240 SF | 538 SF | (6) |
| 123A | PROCEDURE ROOM | TRPR1 | 180 SF | 177 SF | |
| 123B | PROC. TLT | TPR01 | 75 SF | 54 SF | |
| 124 | MEDICATION | MEDP1 | 60 SF | 61 SF | |
| 125 | STF TLT | TNPG1 | 60 SF | 55 SF | |
| 126A | PFT | OPTM1 | 180 SF | 166 SF | |
| 126B | PFT TLT | TPR01 | 75 SF | 53 SF | |
| 127 | SOILED UTILITY | USL1 | 60 SF | 77 SF | |
| 128 | HAC | JANC1 | 60 SF | 50 SF | |
| 129A | O2 EMPTY | - | - | 9 SF | |
| 129B | O2 FULL | - | - | 14 SF | |
| 130 | HOME OXYGEN | EXRG3 | 120 SF | 126 SF | |
| 131 | RENAL | EXRG3 | 130 SF | 131 SF | |
| 132 | RENAL | EXRG3 | 120 SF | 123 SF | |
| 133 | RENAL | EXRG3 | 130 SF | 126 SF | |
| 134 | RENAL | EXRG3 | 120 SF | 123 SF | |
| 135 | CLEAN UTILITY | UCCL1 | 60 SF | 84 SF | |
| 136 | PULM / SLEEP | EXRG3 | 120 SF | 116 SF | |
| 137 | RENAL | EXRG3 | 120 SF | 116 SF | |
| 138 | PULM / SLEEP | EXRG3 | 120 SF | 114 SF | |
| 139 | PULM / SLEEP | EXRG3 | 120 SF | 116 SF | |
| 140 | PULM / SLEEP | EXRG3 | 120 SF | 123 SF | |
| 141A | CPAP CONS. | EXRG3 | 130 SF | 130 SF | |
| 141B | STG | - | - | 34 SF | |
| 142 | CORR. | - | - | 269 SF | |
| 143 | CORR. | - | - | 384 SF | |
| 143A | CPAP CONS. | EXRG3 | 130 SF | 133 SF | |
| 143B | STG | - | - | 31 SF | |
| 144 | CPAP CONS. | EXRG3 | 130 SF | 115 SF | |
| 145 | FLEX EXAM | EXRG3 | 130 SF | 113 SF | |
| 146 | PAT TLT | TPG01 | 60 SF | 58 SF | |
| 147 | C-PAP STG | SRED1 | 100 SF | 43 SF | |
| TOTAL: 52 | | | | 10403 SF | |



2 FIRST FLOOR - REFERENCE PLAN - PHASE ONE
1/8" = 1'-0"



1 GROUND FLOOR - REFERENCE FLOOR PLAN - PHASE ONE
1/8" = 1'-0"



**FULLY SPRINKLERED
100% BID SET**

| NO. | REVISION DESCRIPTION | DATE |
|-----|----------------------|------|
| | | |
| | | |
| | | |
| | | |

CONSULTANTS:

| | | |
|--|--|--|
| STRUCTURAL / CIVIL ENGINEER H2B, INC. 1225 N. LOOP WEST, SUITE 800 HOUSTON, TX 77008 (713) 864-2900 | MECH / ELEC / PLUMB / TECH ENGR SPUR DESIGN 25219 MADISON AVENUE, SUITE 100 KANSAS CITY, MO 64108 (816) 829-8690 | FIRE PROTECTION ENGINEER POOLE FIRE PROTECTION, INC. 19910 WEST 161ST STREET OLATHE, KANSAS 66062 (913) 829-8690 |
| INDUSTRIAL HYGIENIST RIVERFRONT HEALTH & SAFETY 1150 OLIVE STREET ST. LOUIS, MO 63101 (314) 436-9492 | HEALTHCARE PLANNER INNOVA GROUP 3198 N. SIWAN ROAD TUCSON, AZ 85712 (520) 886-8650 | PHYSICAL SECURITY FORCE PROTECT 10901 FRONT BEACH ROAD, STE 1415 PANAMA CITY, FL 32407 (502) 836-4232 |

ARCHITECT: SPUR # 2016

SPUR DESIGN

SPUR DESIGN, LLC
312 SW 25TH STREET
Oklahoma City, OK 73109
(405) 842-6100

KS ARCH REG. NO. A-930, EXP. 12/31/2023
KS ENGR REG. NO. E-2586, EXP. 12/31/2023

STAMP:

Drawing Title
PHASE ONE - REFERENCE PLANS

VA Health Care System Approval:

Project Title
CONSTRUCT INFILL OF BUILDING 26 AND RENOVATE SPECIALTY CARE CLINICS

Location
5500 EAST KELLOGG AVENUE
WICHITA, KANSAS 67218

Date: 12/21/2022
Checked: AJS
Drawn: ECO

Project Number
589-704

Building Number
26

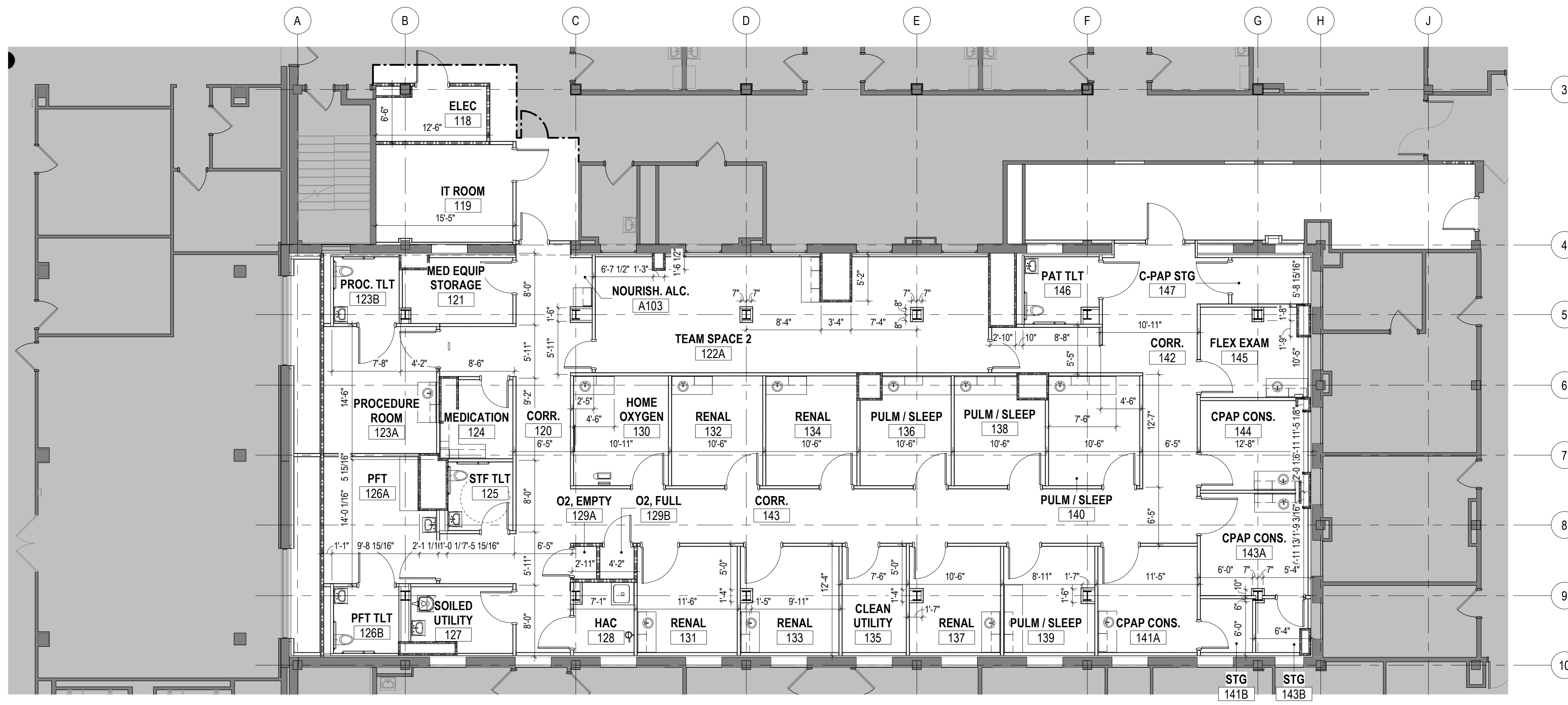
Drawing Number
AE111

Drawing # 42 OF 190

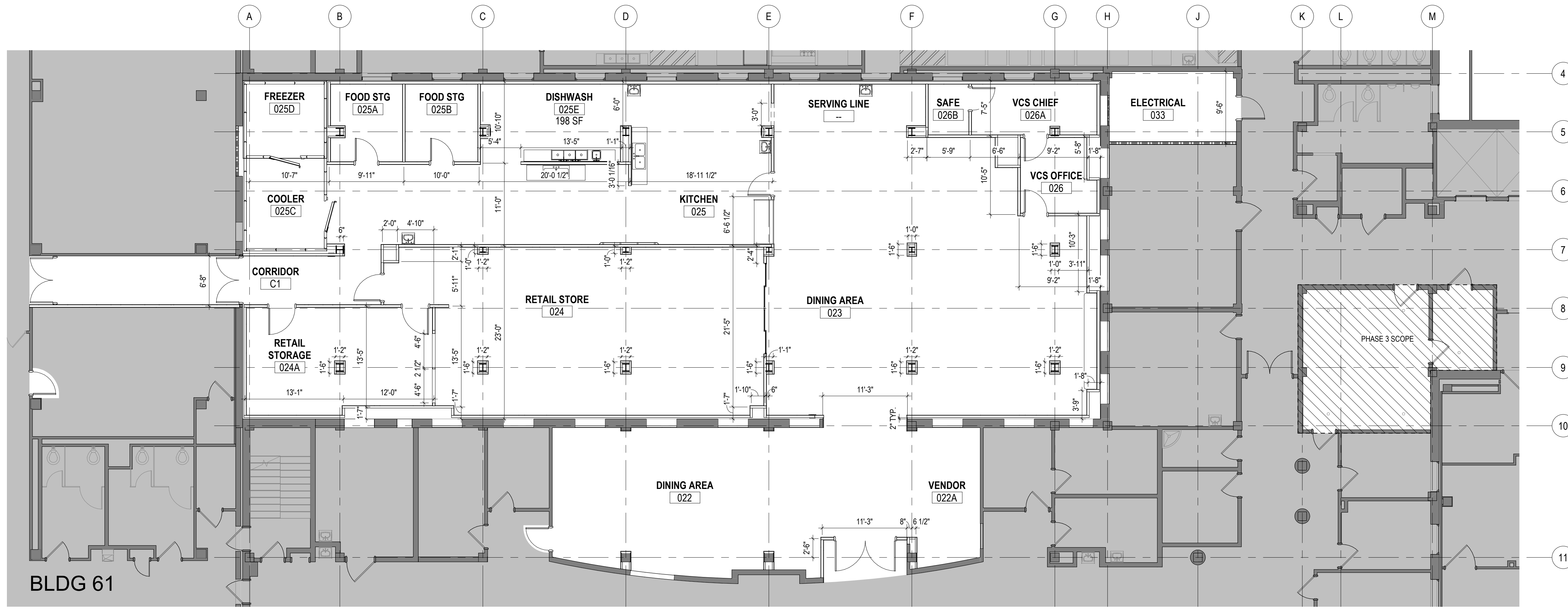


12/20/2022 9:50:10 AM

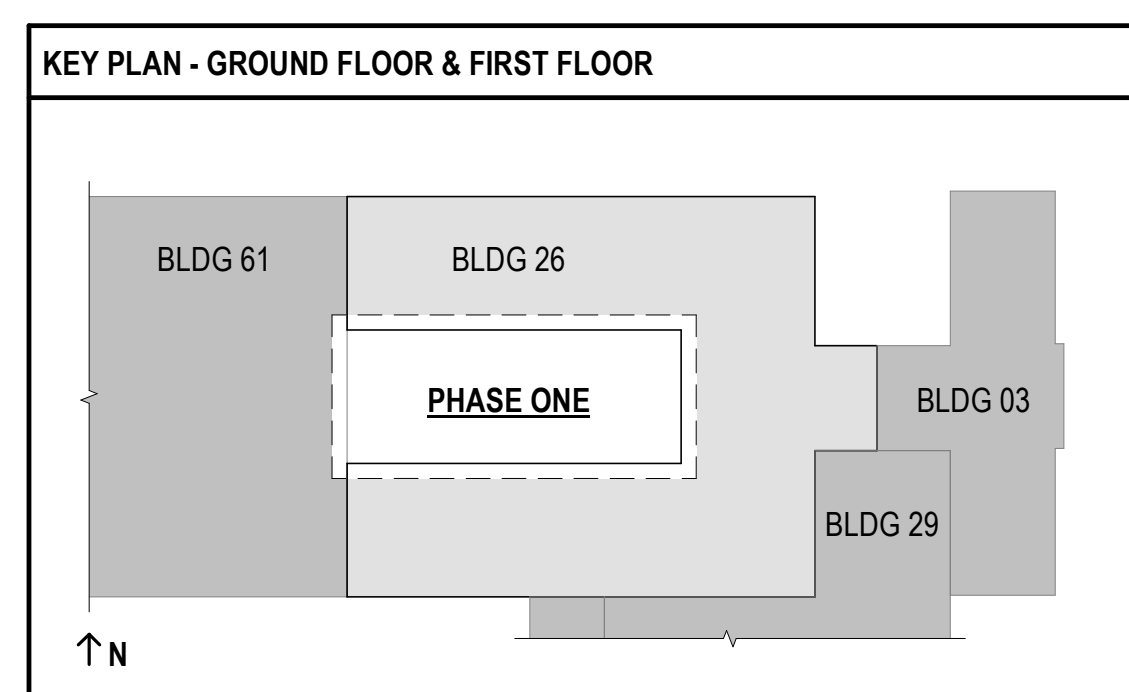
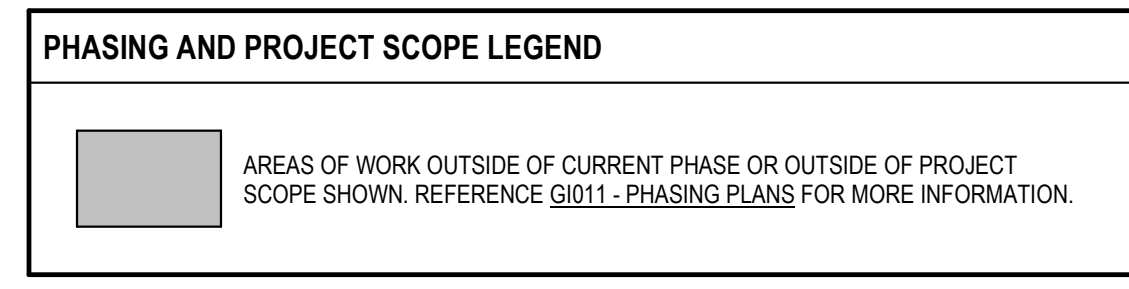
- GENERAL PLAN NOTES**
- ALL DOOR FRAMES TO BE LOCATED 4" FROM OUTSIDE OF FRAME TO FINISH FACE OF ADJACENT WALL UNLESS NOTED OTHERWISE.
 - ALL WALLS ARE TYPE D3 PARTITIONS UNLESS OTHERWISE NOTED. REFER TO PARTITION TYPE SHEET (AE003) FOR WALL TYPES.
 - REFER TO DOOR SCHEDULE & DETAILS SHEET (AE001) FOR DOOR INFORMATION.
 - ALL WALLS ARE DIMENSIONED TO CENTERLINE OF METAL STUD, UNLESS NOTED OTHERWISE.
 - BLOCK OUT SLAB FOR PENETRATIONS SHALL BE 2" LARGER THAN DUCT SIZE TO ALLOW TOLERANCE FOR DUCT PASSAGE AND FIRE SAFING. COORDINATE WITH MEP FOR DUCT SIZES.
 - FURR AROUND ALL COLUMN PROTRUSIONS AS NEEDED UNLESS NOTED OTHERWISE.
 - PROVIDE CONTINUOUS 1 HOUR FIRE RATED EXPANSION MATERIAL AT EACH LEVEL BETWEEN THE EXISTING BUILDING AND THE NEW INFILL CONSTRUCTION.
 - REFER TO PHASE SPECIFIC SHEETS FOR SCOPE AND EXTENT OF EACH PHASE OF WORK.



1 FIRST FLOOR - DIMENSION PLAN - PHASE ONE
1/8" = 1'-0"



2 GROUND FLOOR - DIMENSION PLAN - PHASE ONE
1/8" = 1'-0"



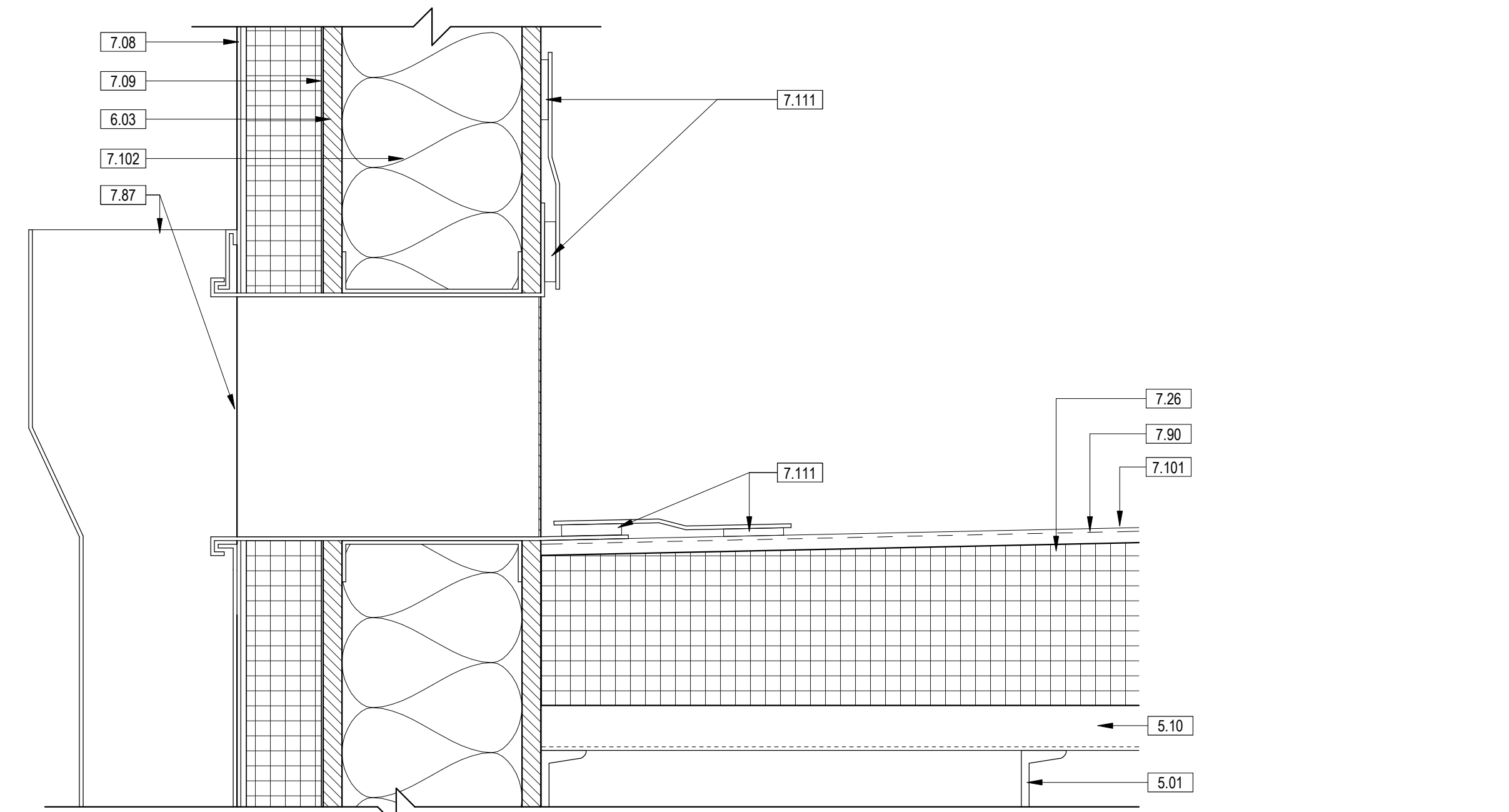
**FULLY SPRINKLERED
100% BID SET**

| | | | | | | | | | | | | | | | | | | | | |
|-----|----------------------|------|---|--|--|-------------------|-------------|---------------|---|---|---------------------------|-----------------------|--------------------------------|---------------------------------|---|--------------------|----------------|--------------|---------------------|--|
| NO. | REVISION DESCRIPTION | DATE | CONSULTANTS: | | | ARCHITECT: | SPUR # 2016 | STAMP: | Drawing Title PHASE ONE - DIMENSION PLANS | Project Title CONSTRUCT INFILL OF BUILDING 26 AND RENOVATE SPECIALTY CARE CLINICS | Project Number 589-704 | Building Number 26 | Drawing Number AE112 | VA Health Care System Approval: | Location 5500 EAST KELLOGG AVENUE WICHITA, KANSAS 67218 | Date 12/21/2022 | Checked AJS | Drawn ECO | Drawing # 43 OF 190 | Veterans Health Administration VA U.S. Department of Veterans Affairs |
| | | | STRUCTURAL / CIVIL ENGINEER H2B, INC. 1225 N. LOOP WEST, SUITE 800 HOUSTON, TX 77008 (713) 864-2900 | MECH / ELEC / PLUMB / TECH ENGR SPUR DESIGN 25219 MADISON AVENUE, SUITE 100 KANSAS CITY, MO 64108 (913) 969-7200 | FIRE PROTECTION ENGINEER POOLE FIRE PROTECTION, INC. 19910 WEST 161ST STREET OLATHE, KANSAS 66062 (913) 829-8690 | | | | | | | | | | | | | | | |

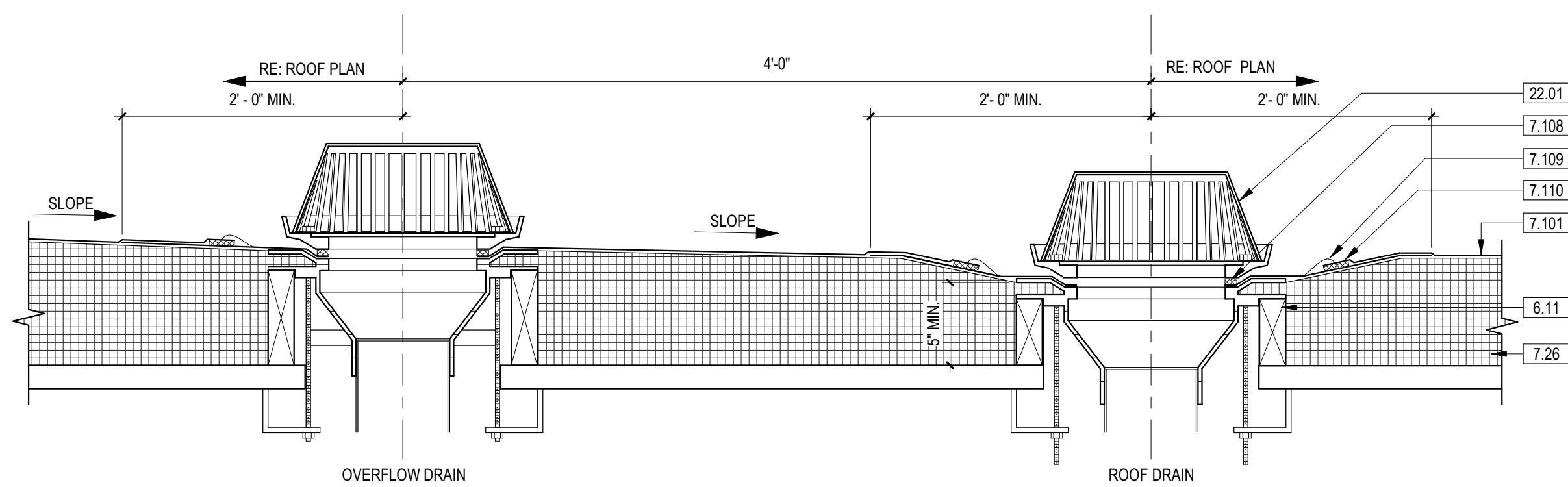
12/20/2022 9:50:15 AM

- GENERAL ROOF PLAN NOTES**
- ALL ROOFING WORK SHALL BE PERFORMED BY CONTRACTOR APPROVED BY ROOF MANUFACTURER. NEW ROOF WORK SHALL PROVIDE FULL SYSTEM WARRANTY.
 - SUPPORTS ALLOWED TO SIT DIRECTLY ON ROOF SYSTEM FOR PIPING AND SIMILAR SHALL BE PURPOSE MADE BY MANUFACTURER FOR APPLICATION AND SUPPORT ROOF SYSTEM WARRANTIES. SEE MECHANICAL.
 - PROVIDE ROOF WALKWAY FROM ROOF ACCESS POINT TO ROOFTOP MECHANICAL EQUIPMENT WHERE INDICATED.
 - REFER TO ELECTRICAL DRAWINGS FOR LIGHTNING PROTECTION SYSTEMS.
 - SLOPE ROOF INSULATION AND ROOF MEMBRANE TO DRAINAGE, 1/4" / 1'-0" SLOPE MINIMUM.
 - ALL VERTICAL TRANSITIONS OF ROOFING MEMBRANE SHALL EXTEND 8" MINIMUM ABOVE ROOF.
 - PROVIDE ROOF CRICKETS AS REQUIRED AROUND ALL ROOF TOP MECHANICAL EQUIPMENT.
 - COORDINATE FINAL ROOF CURB CONSTRUCTION WITH MECHANICAL EQUIPMENT.

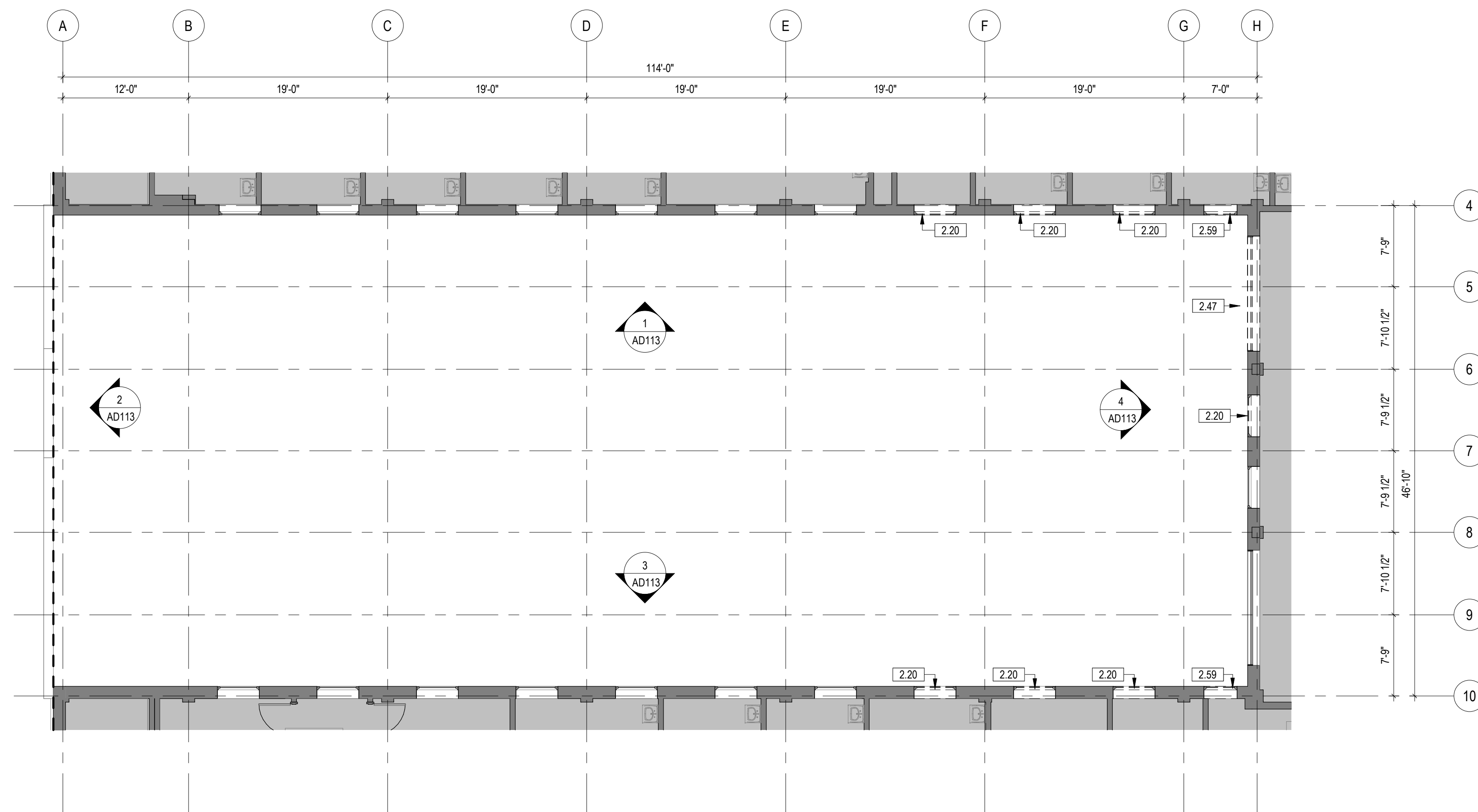
- KEYNOTE LEGEND**
- 2.20 DEMOLISH EXISTING 48" X 69" WINDOW SYSTEM. REFER TO HAZARDOUS MATERIALS SHEETS REGARDING REMOVAL OF HAZARDOUS MATERIALS.
 - 2.47 DEMOLISH EXISTING MECHANICAL LOUVER. REFER TO HAZARDOUS MATERIALS SHEETS REGARDING REMOVAL OF HAZARDOUS MATERIALS.
 - 2.59 DEMOLISH EXISTING 38" X 69" WINDOW SYSTEM. REFER TO HAZARDOUS MATERIALS SHEETS REGARDING REMOVAL OF HAZARDOUS MATERIALS.
 - 3.13 CONCRETE SPLASH BLOCK
 - 5.01 STRUCTURAL STEEL. SEE STRUCT. DWGS
 - 5.04 WALL MOUNTED ROOF ACCESS LADDER
 - 5.10 METAL DECK
 - 6.03 EXTERIOR SHEATHING
 - 6.11 WOOD BLOCKING
 - 7.08 EXTERIOR INSULATION & FINISH SYSTEM (EIFS)
 - 7.09 WEATHER BARRIER
 - 7.26 ROOF & DECK INSULATION
 - 7.67 FLEXIBLE ROOF WALKWAY
 - 7.87 SCUPPER AND DOWNSPOUT
 - 7.90 1/2" COVER BOARD
 - 7.101 TPO ROOFING MEMBRANE
 - 7.102 BATT INSULATION, R-13
 - 7.106 WATER CUT-OFF MASTIC
 - 7.109 TOP LAP SEALANT
 - 7.110 MINIMUM 1 1/2" HOT AIR WELD
 - 7.111 CONTINUOUS SEALANT, MIN. 1 1/2"
 - 22.01 ROOF DRAIN. REFERENCE PLUMBING DRAWINGS
 - 22.08 OVERFLOW DRAIN. REFERENCE PLUMBING DRAWINGS
 - 23.01 ROOF TOP MECH. EQUIPMENT. SEE MECHANICAL DRAWINGS
 - 23.02 MECHANICAL DUCT. SEE MECHANICAL DRAWINGS



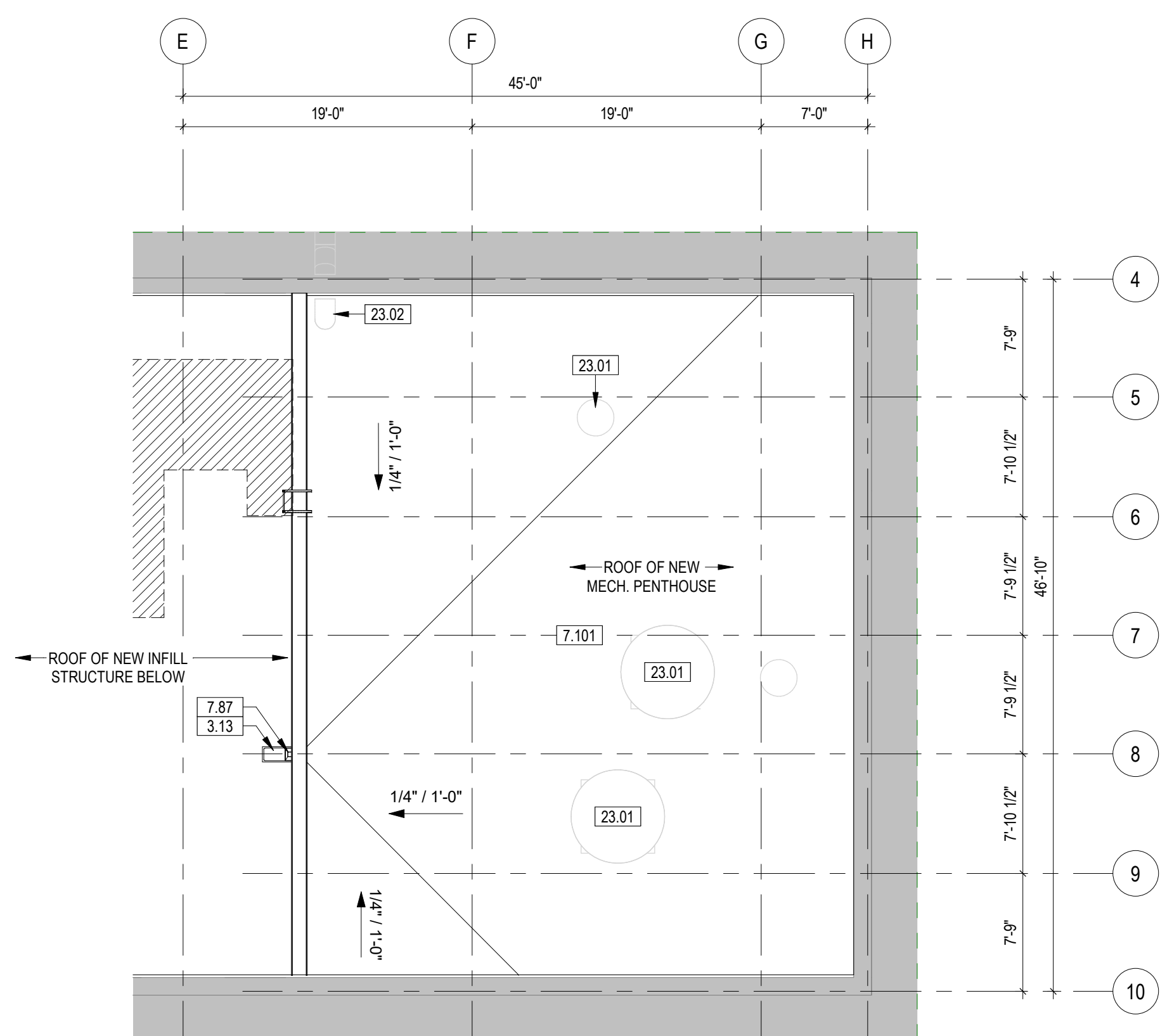
5 SECTION DETAIL - SCUPPER AND DOWNSPOUT
3" = 1'-0"



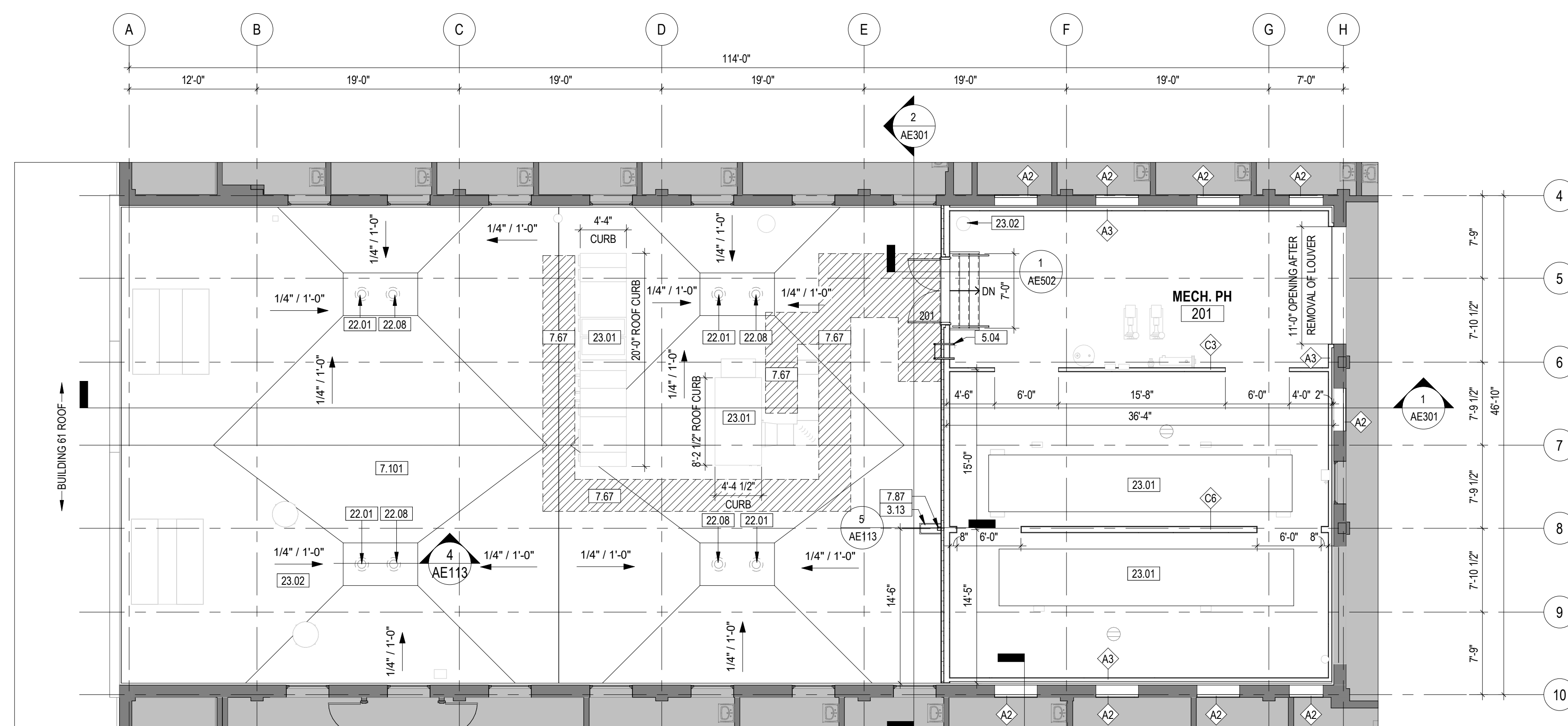
4 ROOF AND OVERFLOW DRAIN DETAIL - TPO
1 1/2" = 1'-0" 1/AE113



3 ROOF PLAN - DEMOLITION
1/8" = 1'-0"

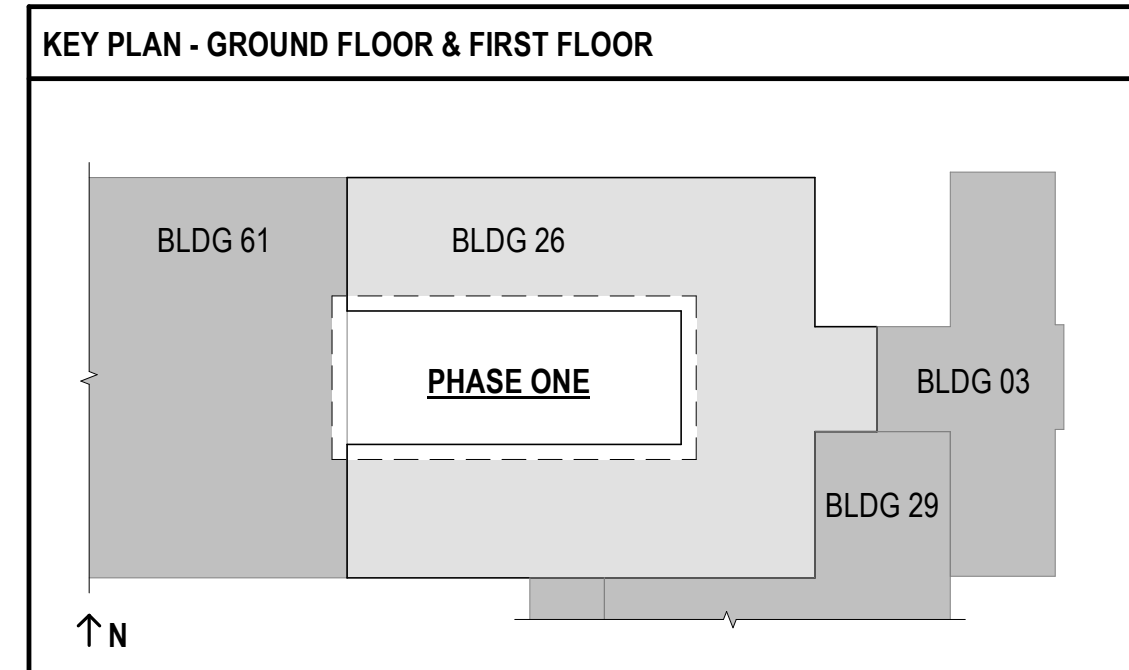


2 ROOF PLAN - MECH. PH. PHASE ONE
1/8" = 1'-0"



1 ROOF PLAN - PHASE ONE
1/8" = 1'-0"

- PHASING AND PROJECT SCOPE LEGEND**
- AREAS OF WORK OUTSIDE OF CURRENT PHASE OR OUTSIDE OF PROJECT SCOPE SHOWN. REFERENCE G101 - PHASING PLANS FOR MORE INFORMATION.



**FULLY SPRINKLERED
100% BID SET**

| | | | | | | | | | |
|-----|----------------------|------|---|--|-------------------|---|--|---|------------------------------------|
| NO. | REVISION DESCRIPTION | DATE | CONSULTANTS: STRUCTURAL / CIVIL ENGINEER H2B, INC. 1225 N. LOOP WEST, SUITE 800 HOUSTON, TX 77008 (713) 864-2900 INDUSTRIAL HYGIENIST RIVERFRONT HEALTH & SAFETY 3190 N. SIWAN ROAD ST. LOUIS, MO 63101 (314) 436-9492 | ARCHITECT: SPUR DESIGN, LLC 312 SW 25TH STREET Oklahoma City, OK 73109 (405) 842-6100 <small>KS ARCH REG. NO. A-930, EXP. 12/31/2023 KS ENGR REG. NO. E-2586, EXP. 12/31/2023</small> | STAMP: | Drawing Title PHASE ONE - ROOF PLANS VA Health Care System Approval: | Project Title CONSTRUCT INFILL OF BUILDING 26 AND RENOVATE SPECIALTY CARE CLINICS Location 5500 EAST KELLOGG AVENUE WICHITA, KANSAS 67218 | Project Number 589-704 Building Number 26 Drawing Number AE113 Drawing # 44 OF 190 | Veterans Health Administration |
| | | | | | | | | | |

12/20/2022 9:50:21 AM

VA FORM 08-6231

- GENERAL REFLECTED CEILING PLAN NOTES**
- ALL CEILINGS TO BE 8'-0" AFF. U.N.O.
 - ALL SURFACES OF FURDOWNS TO BE PAINTED P1 U.N.O. REFERENCE SHEET A711 FOR FINISH SCHEDULES AND FINISH LEGEND.
 - REFERENCE REFLECTED CEILING PLAN LEGEND FOR GENERAL MECHANICAL AND ELECTRICAL FIXTURE TYPES. REFERENCE ELECTRICAL DRAWINGS FOR SPECIFIC INFORMATION ON LIGHTING FIXTURE TYPES. REFERENCE MECHANICAL DRAWINGS FOR SPECIFIC INFORMATION ON MECHANICAL FIXTURE TYPES.
 - PROVIDE HOLD DOWN CLIPS FOR GRID CEILINGS AT VESTIBULES AND AREA NEAR EGRESS DOORS.

KEYNOTE LEGEND

| | |
|-------|---|
| 2.51 | CEILING HEIGHT TO MATCH ADJACENT/EXISTING CEILING HEIGHT WITH A CONTROL JOINT SEPARATING THE OLD AND NEW CEILING. PAINT TO MATCH EXISTING |
| 2.52 | CENTER LIGHT FIXTURE IN GYPSUM BOARD CEILING IN BOTH DIRECTIONS |
| 2.53 | CENTER LIGHT FIXTURE IN ROOM IN BOTH DIRECTIONS |
| 9.61 | FLOORS, WALLS, AND CEILING PER MANUFACTURER |
| 9.63 | NO CEILING THIS AREA |
| 9.64 | ALIGN FINISH FACE OF SOFFIT WITH FINISH FACE OF WALL |
| 23.05 | EXHAUST HOOD. SEE MECHANICAL DRAWINGS |

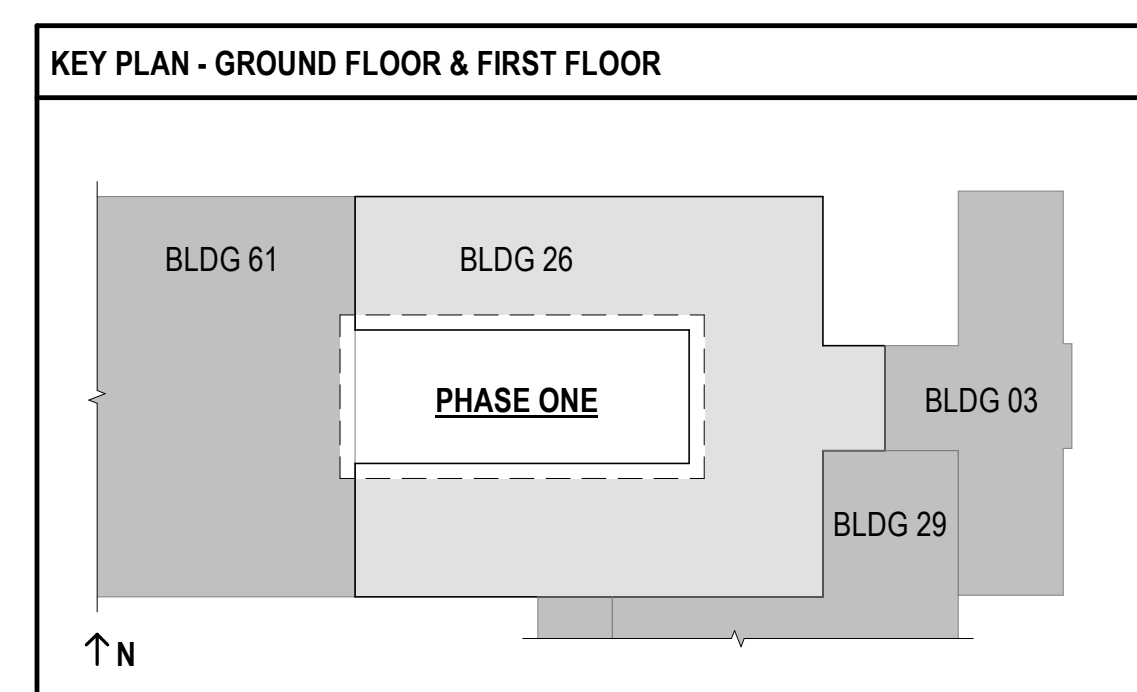


REFLECTED CEILING PLAN LEGEND

| | | | |
|--|--|--|---|
| | 2 x 2' ACOUSTICAL CEILING TILE, CLEANABLE | | 2 x 2' ACOUSTICAL CEILING TILE, CLEANABLE |
| | 2 x 6' ACOUSTICAL CEILING TILE | | PAINTED GYPSUM BOARD CEILING |
| | 2 x 2' LIGHT FIXTURE REFERENCE ELECTRICAL | | NO CEILING IN THIS AREA |
| | 2 x 4' LIGHT FIXTURE REFERENCE ELECTRICAL | | 2 x 2' EMERGENCY FIXTURE REFERENCE ELECTRICAL |
| | RECESSED CAN LIGHT FIXTURE REFERENCE ELECTRICAL | | 2 x 4' EMERGENCY FIXTURE REFERENCE ELECTRICAL |
| | SUSPENDED LIGHT FIXTURE REFERENCE ELECTRICAL | | RECESSED CAN EMERGENCY FIXTURE REFERENCE ELECTRICAL |
| | RECESSED LINEAR FIXTURE REFERENCE ELECTRICAL | | SUSPENDED EMERGENCY FIXTURE REFERENCE ELECTRICAL |
| | WALL MOUNTED SCONCE FIXTURE REFERENCE ELECTRICAL | | LINEAR WALL WASHING FIXTURE REFERENCE ELECTRICAL |
| | SUPPLY DIFFUSERS REFERENCE MECHANICAL | | CEILING MOUNTED EXAM FIXTURE REFERENCE ELECTRICAL |
| | RETURN GRILLES REFERENCE MECHANICAL | | CEILING MOUNTED RETRACTABLE AIR HOSE, REFERENCE EQUIPMENT |
| | EXHAUST GRILLES REFERENCE MECHANICAL | | CEILING MOUNTED LIFT, REFERENCE EQUIPMENT |
| | ACCESS DOOR, REFERENCE MECHANICAL | | |
| | CEILING HEIGHT, ABOVE FINISH FLOOR | | |
| | EXIT LIGHT, REFERENCE ELECTRICAL | | |

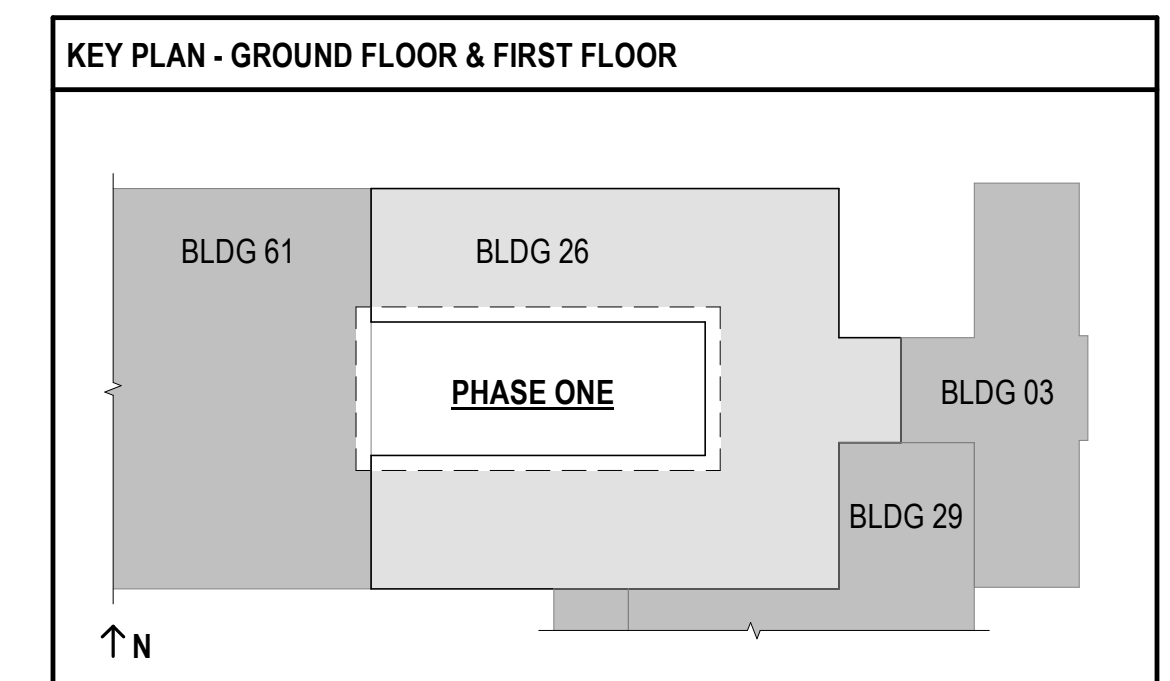
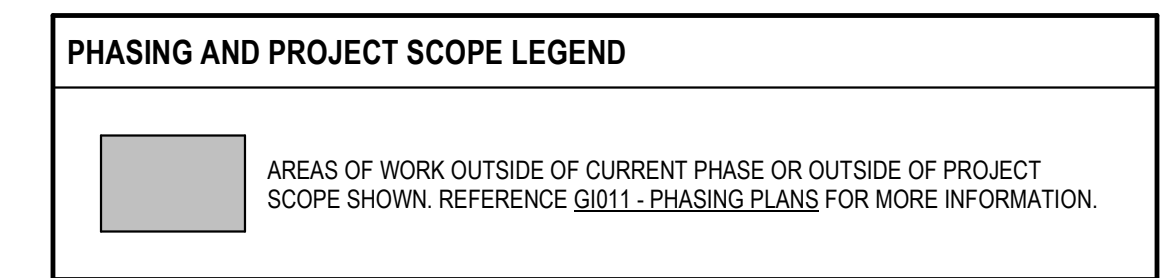
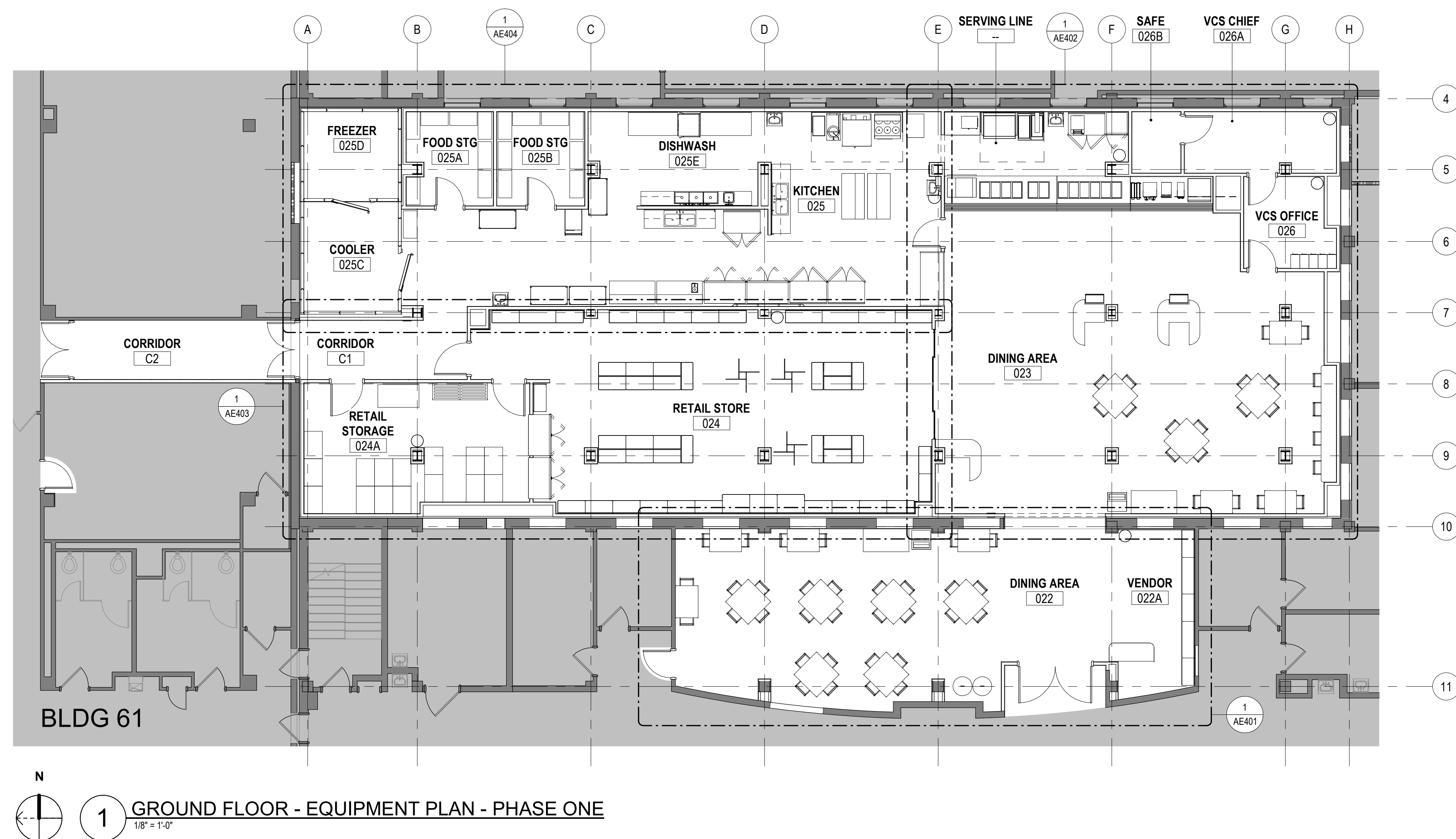
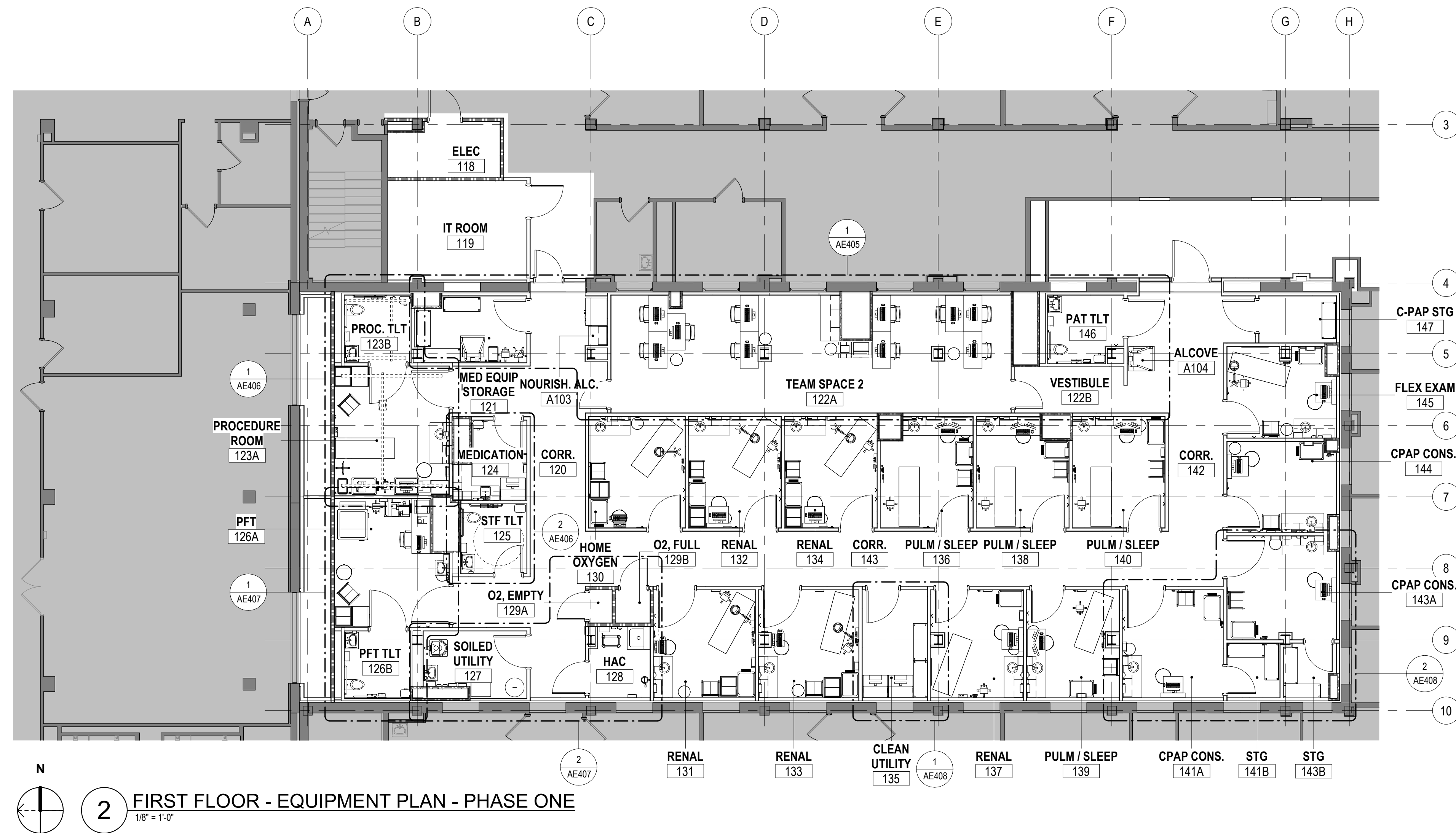
PHASING AND PROJECT SCOPE LEGEND

| | |
|--|---|
| | AREAS OF WORK OUTSIDE OF CURRENT PHASE OR OUTSIDE OF PROJECT SCOPE SHOWN. REFERENCE G1011 - PHASING PLANS FOR MORE INFORMATION. |
|--|---|



**FULLY SPRINKLERED
100% BID SET**

| | | | | | | | | | | | |
|-----|----------------------|------|---|--|--|--|---------------|---|---|--------------------------------|--|
| NO. | REVISION DESCRIPTION | DATE | CONSULTANTS: | | ARCHITECT: | SPUR # 2016 | STAMP: | Drawing Title PHASE ONE - REFLECTED CEILING PLANS | Project Title CONSTRUCT INFILL OF BUILDING 26 AND RENOVATE SPECIALTY CARE CLINICS | Project Number 589-704 | Veterans Health Administration VA U.S. Department of Veterans Affairs |
| | | | STRUCTURAL / CIVIL ENGINEER H2B, INC. 1225 N. LOOP WEST, SUITE 800 HOUSTON, TX 77008 (713) 864-2900 | MECH / ELEC / PLUMB / TECH ENGR SPUR DESIGN 25219 MADISON AVENUE, SUITE 100 KANSAS CITY, MO 64108 (913) 969-7200 | FIRE PROTECTION ENGINEER POOLE FIRE PROTECTION, INC. 19910 WEST 161ST STREET OLATHE, KANSAS 66062 (913) 829-8690 | | | VA Health Care System Approval: | Location 5500 EAST KELLOGG AVENUE WICHITA, KANSAS 67218 | Building Number 26 | |
| | | | INDUSTRIAL HYGIENIST RIVERFRONT HEALTH & SAFETY 1190 OLIVE STREET, ST. LOUIS, MO 63101 (314) 436-9492 | HEALTHCARE PLANNER INNOVA GROUP 3190 N. SIWAN ROAD TUCSON, AZ 85712 (520) 886-8650 | PHYSICAL SECURITY FORCE PROTECT 10901 FRONT BEACH ROAD, STE 1415 PANAMA CITY, FL 32407 (502) 836-4232 | SPUR DESIGN, LLC 312 SW 25TH STREET Oklahoma City, OK 73109 (405) 842-6100 | | | Date 12/21/2022 | Checked AJS | Drawn SNP |
| | | | | | | KS ARCH REG. NO. A-930, EXP. 12/31/2023 KS ENGR REG. NO. E-2586, EXP. 12/31/2023 | | | | Drawing Number AE114 | Drawing # 45 OF 190 |



**FULLY SPRINKLERED
100% BID SET**

| NO. | REVISION DESCRIPTION | DATE |
|-----|----------------------|------|
| | | |
| | | |
| | | |
| | | |
| | | |

| CONSULTANTS: | | |
|---|--|--|
| STRUCTURAL / CIVIL ENGINEER H2B, INC. 1225 N. LOOP WEST, SUITE 800 HOUSTON, TX 77008 (713) 864-2900 | MECH / ELEC / PLUMB / TECH ENGR SPUR DESIGN 25219 MADISON AVENUE, SUITE 100 KANSAS CITY, MO 64108 (913) 959-7200 | FIRE PROTECTION ENGINEER POOLE FIRE PROTECTION, INC. 19910 WEST 161ST STREET OLATHE, KANSAS 66062 (913) 829-8690 |
| INDUSTRIAL HYGIENIST RIVERFRONT HEALTH & SAFETY 1150 OLIVE STREET, ST. LOUIS, MO 63101 (314) 436-9492 | HEALTHCARE PLANNER INNOVA GROUP 3196 N. SIWAN ROAD TUCSON, AZ 85712 (520) 886-8650 | PHYSICAL SECURITY FORCE PROTECT 10901 FRONT BEACH ROAD, STE 1415 PANAMA CITY, FL 32407 (502) 836-4232 |

ARCHITECT:

SPUR # 2016

SPUR DESIGN, LLC
312 SW 25TH STREET
Oklahoma City, OK 73109
(405) 842-6100

KS ARCH REG. NO. A-930, EXP. 12/31/2023
KS ENGR REG. NO. E-2596, EXP. 12/31/2023

STAMP:

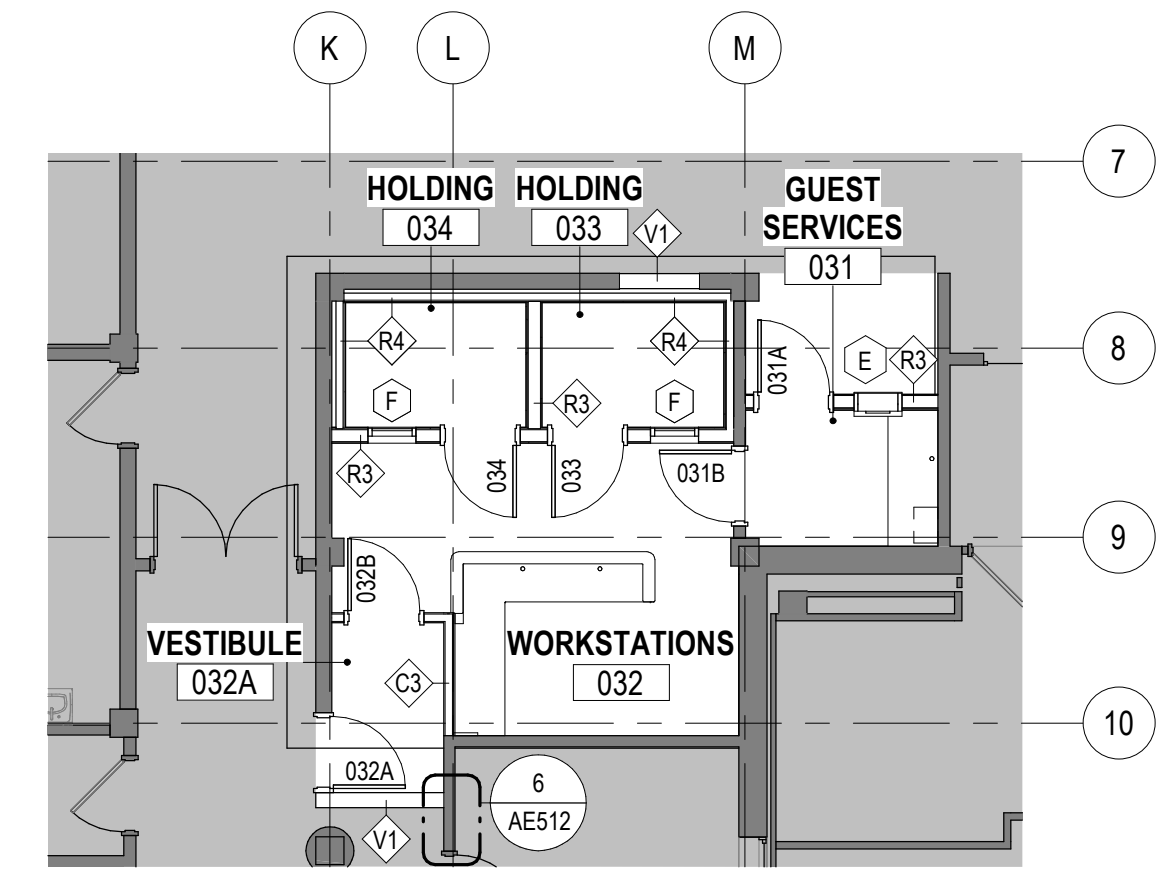
| | |
|---|---|
| Drawing Title PHASE ONE - EQUIPMENT PLANS | Project Title CONSTRUCT INFILL OF BUILDING 26 AND RENOVATE SPECIALTY CARE CLINICS |
| VA Health Care System Approval: | Location 5500 EAST KELLOGG AVENUE WICHITA, KANSAS 67218 |
| Date 12/21/2022 | Checked AJS |
| | Drawn SNP |

| | |
|--------------------------------|-----------------------|
| Project Number 589-704 | Building Number 26 |
| Drawing Number AE115 | Drawing # 46 OF 190 |

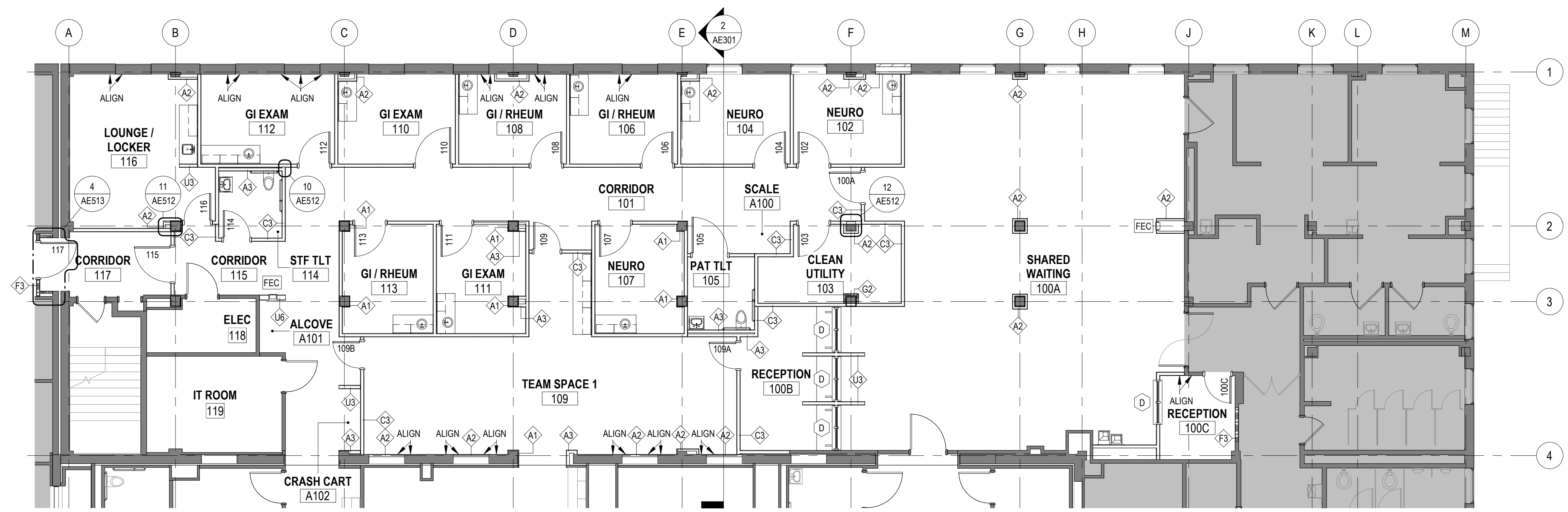
Veterans Health Administration

U.S. Department of Veterans Affairs

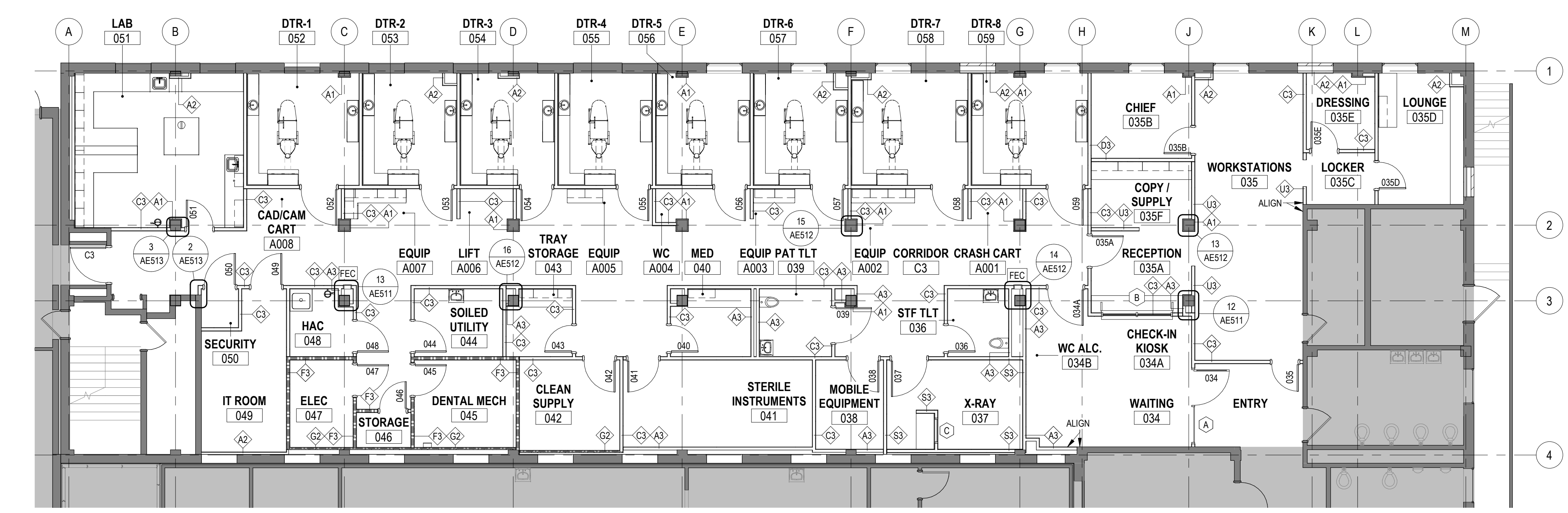
12/20/2022 9:50:36 AM



3 GROUND FLOOR - REF. PLAN - PHASE THREE
1/8" = 1'-0" 1/4" = 1'-0"



2 FIRST FLOOR - REFERENCE FLOOR PLAN - PHASE TWO
1/8" = 1'-0"

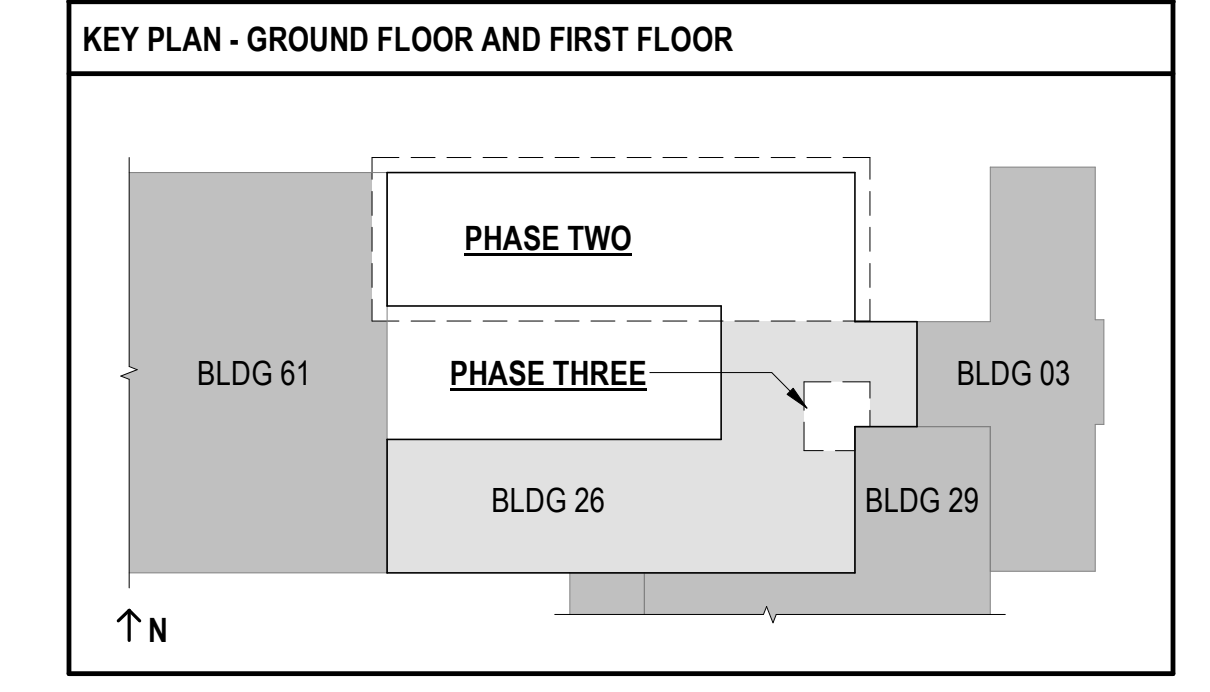
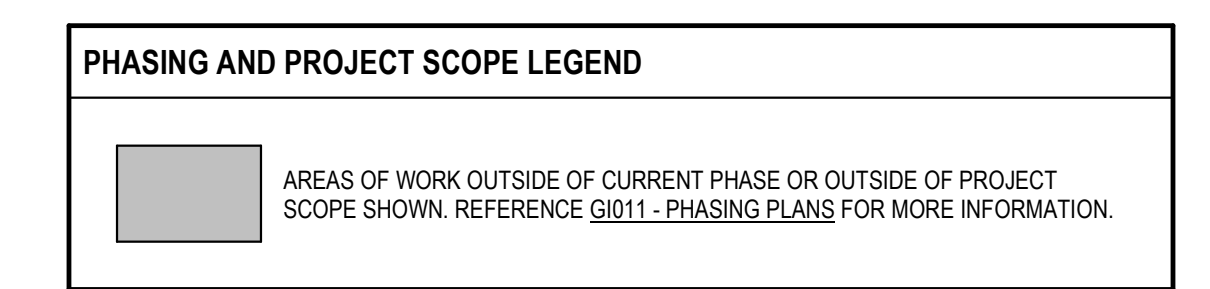


1 GROUND FLOOR - REFERENCE FLOOR PLAN - PHASE TWO
1/8" = 1'-0"

- GENERAL PLAN NOTES**
- ALL DOOR FRAMES TO BE LOCATED 4" FROM OUTSIDE OF FRAME TO FINISH FACE OF ADJACENT WALL UNLESS NOTED OTHERWISE.
 - ALL WALLS ARE TYPE B3 PARTITIONS UNLESS OTHERWISE NOTED. REFER TO PARTITION TYPE SHEET (AE01) FOR WALL TYPES.
 - REFER TO DOOR SCHEDULE & DETAILS SHEET (AE01) FOR DOOR INFORMATION.
 - ALL WALLS ARE DIMENSIONED TO CENTERLINE OF METAL STUD, UNLESS NOTED OTHERWISE.
 - BLOCK OUT SLAB FOR PENETRATIONS SHALL BE 2" LARGER THAN DUCT SIZE TO ALLOW TOLERANCE FOR DUCT PASSAGE AND FIRE SAFING. COORDINATE WITH MEP FOR DUCT SIZES.
 - FURR AROUND ALL COLUMN PROTRUSIONS AS NEEDED UNLESS NOTED OTHERWISE.
 - PROVIDE CONTINUOUS 1 HOUR FIRE RATED EXPANSION MATERIAL AT EACH LEVEL BETWEEN THE EXISTING BUILDING AND THE NEW INFILL CONSTRUCTION.
 - REFER TO PHASE SPECIFIC SHEETS FOR SCOPE AND EXTENT OF EACH PHASE OF WORK.

ROOM SCHEDULE - PHASE TWO

| NUMBER | NAME | SEPS CODE | PROG. AREA | ACTUAL AREA | COMMENTS |
|---|---------------------|-----------|------------|-------------|----------|
| PHASE TWO - GROUND FLOOR - DENTAL | | | | | |
| 034 | WAITING | WTG06 | 190 SF | 297 SF | |
| 034A | CHECK-IN KIOSK | RCHK2 | 105 SF | 29 SF | |
| 034B | WC ALC. | SRLW1 | 30 SF | 6 SF | |
| 035 | WORKSTATIONS | OFAD7 | 56 SF | 260 SF | (7) |
| 035A | RECEPTION | RCP01 | 100 SF | 103 SF | |
| 035B | CHIEF | OFAD9 | 100 SF | 107 SF | |
| 035C | LOCKER | LR001 | 30 SF | 45 SF | |
| 035D | LOUNGE | SL001 | 120 SF | 139 SF | |
| 035E | DRESSING | LR002 | 90 SF | 94 SF | |
| 035F | COPY/SUPPLY | RPR01 | 100 SF | 94 SF | |
| 036 | STF TLT | TNPG1 | 60 SF | 52 SF | |
| 037 | X-RAY | DNXS1 | 150 SF | 150 SF | |
| 038 | MOBILE EQUIPMENT | SRED1 | 120 SF | 76 SF | |
| 039 | PAT TLT | TRP01 | 60 SF | 61 SF | |
| 040 | MED | MEDP1 | 80 SF | 65 SF | |
| 041 | STERILE INSTRUMENTS | DNCS3 | 190 SF | 208 SF | |
| 042 | CLEAN SUPPLY | UCCL1 | 100 SF | 114 SF | |
| 043 | TRAY STORAGE | SRS01 | 120 SF | 54 SF | |
| 044 | SOILED UTILITY | USCL1 | 80 SF | 75 SF | |
| 045 | DENTAL MECH | MECH1 | 120 SF | 112 SF | |
| 046 | STORAGE | - | - | 24 SF | |
| 047 | ELEC | - | - | 70 SF | |
| 048 | HAC | JANC1 | 60 SF | 50 SF | |
| 049 | IT ROOM | - | - | 153 SF | |
| 051 | LAB | DNPL1 | 300 SF | 326 SF | |
| 052 | DTR-1 | DNTG5 | 150 SF | 158 SF | |
| 053 | DTR-2 | DNTG1 | 120 SF | 131 SF | |
| 054 | DTR-3 | DNTG1 | 120 SF | 132 SF | |
| 055 | DTR-4 | DNTG1 | 120 SF | 133 SF | |
| 056 | DTR-5 | DNTG1 | 120 SF | 133 SF | |
| 057 | DTR-6 | DNTG1 | 120 SF | 130 SF | |
| 058 | DTR-7 | DNTG1 | 120 SF | 163 SF | |
| 059 | DTR-8 | DNTG5 | 150 SF | 164 SF | |
| A001 | CRASH CART | RCA01 | 15 SF | 26 SF | |
| A002 | EQUIP | - | - | 34 SF | |
| A003 | EQUIP | - | - | 25 SF | |
| A004 | WC | SRLW1 | 60 SF | 19 SF | |
| A005 | EQUIP | - | - | 22 SF | |
| A007 | LIFT | SRLW1 | 60 SF | 28 SF | |
| A008 | EQUIP | - | - | 33 SF | |
| A008 | CAD/CAM CART | RCA05 | 30 SF | 22 SF | |
| C3 | CORRIDOR | - | - | 1163 SF | |
| PHASE TWO - FIRST FLOOR - SPECIALTY CARE | | | | | |
| 100A | SHARED WAITING | WTG16 | 330 SF | 1380 SF | |
| 100B | RECEPTION | RCP03 | 365 SF | 162 SF | |
| 101 | CORRIDOR | - | - | 441 SF | |
| 102 | NEURO | EXRG3 | 120 SF | 121 SF | |
| 103 | CLEAN UTILITY | UCCL1 | 60 SF | 124 SF | (2) |
| 104 | NEURO | EXRG3 | 120 SF | 122 SF | |
| 105 | PAT TLT | TPG01 | 60 SF | 61 SF | |
| 106 | GI/RHEUM | EXRG3 | 120 SF | 122 SF | |
| 107 | NEURO | EXRG3 | 120 SF | 121 SF | |
| 108 | GI/RHEUM | EXRG3 | 120 SF | 119 SF | |
| 109 | TEAM SPACE 1 | WTM11 | 240 SF | 626 SF | (8) |
| 110 | GI EXAM | EXRG3 | 130 SF | 131 SF | |
| 111 | GI EXAM | EXRG3 | 120 SF | 119 SF | |
| 112 | GI EXAM | EXRG3 | 130 SF | 152 SF | |
| 113 | GI/RHEUM | EXRG3 | 120 SF | 123 SF | |
| 114 | STF TLT | TRP01 | 60 SF | 53 SF | |
| 115 | CORRIDOR | - | - | 294 SF | |
| 116 | LOUNGE/LOCKER | SL001 | 220 SF | 255 SF | |
| 117 | CORRIDOR | - | - | 83 SF | |
| A100 | SCALE | - | - | 13 SF | |
| A101 | ALCOVE | - | - | 17 SF | |
| A102 | CRASH CART | RCA01 | 15 SF | 17 SF | |
| TOTAL 65 | | | | 10068 SF | |
| PHASE THREE - POLICE SUBSTATION | | | | | |
| 031 | GUEST SERVICES | - | - | 45 SF | |
| 032 | WORKSTATIONS | OFAD7 | 56 SF | 178 SF | (2) |
| 032A | VESTIBULE | - | - | 33 SF | |
| 033 | HOLDING | SRS01 | 60 SF | 39 SF | |
| 034 | HOLDING | SRS01 | 60 SF | 39 SF | |
| TOTAL 5 | | | | 336 SF | |



FULLY SPRINKLERED
100% BID SET

| NO. | REVISION DESCRIPTION | DATE |
|-----|----------------------|------|
| | | |
| | | |
| | | |
| | | |

CONSULTANTS:

| | | |
|---|--|--|
| STRUCTURAL / CIVIL ENGINEER H2B, INC. 1225 N. LOOP WEST, SUITE 800 HOUSTON, TX 77008 (713) 964-2900 | MECH / ELEC / PLUMB / TECH ENGR SPUR DESIGN 25219 MADISON AVENUE, SUITE 100 KANSAS CITY, MO 64108 (913) 859-7200 | FIRE PROTECTION ENGINEER POOLE FIRE PROTECTION, INC. 19910 WEST 161ST STREET OLATHE, KANSAS 66062 (913) 829-8690 |
| INDUSTRIAL HYGIENIST RIVERFRONT HEALTH & SAFETY 1150 OLIVE STREET, ST. LOUIS, MO 63101 (314) 436-9492 | HEALTHCARE PLANNER INNOVA GROUP 3190 N. SIWAN ROAD TUCSON, AZ 85712 (520) 886-8650 | PHYSICAL SECURITY FORCE PROTECT 10901 FRONT BEACH ROAD, STE 1415 PANAMA CITY, FL 32407 (502) 836-4232 |

ARCHITECT: SPUR # 2016

SPUR DESIGN, LLC
312 SW 25TH STREET
Oklahoma City, OK 73109
(405) 842-6100

KS ARCH REG. NO. A-930, EXP. 12/31/2023
KS ENGR REG. NO. E-2586, EXP. 12/31/2023

STAMP:

Drawing Title
PHASE TWO & THREE- REFERENCE PLANS

VA Health Care System Approval:

Project Title
CONSTRUCT INFILL OF BUILDING 26 AND RENOVATE SPECIALTY CARE CLINICS

Location
5500 EAST KELLOGG AVENUE
WICHITA, KANSAS 67218


Date: 12/21/2022
Checked: AJS
Drawn: ECO

Project Number
589-704

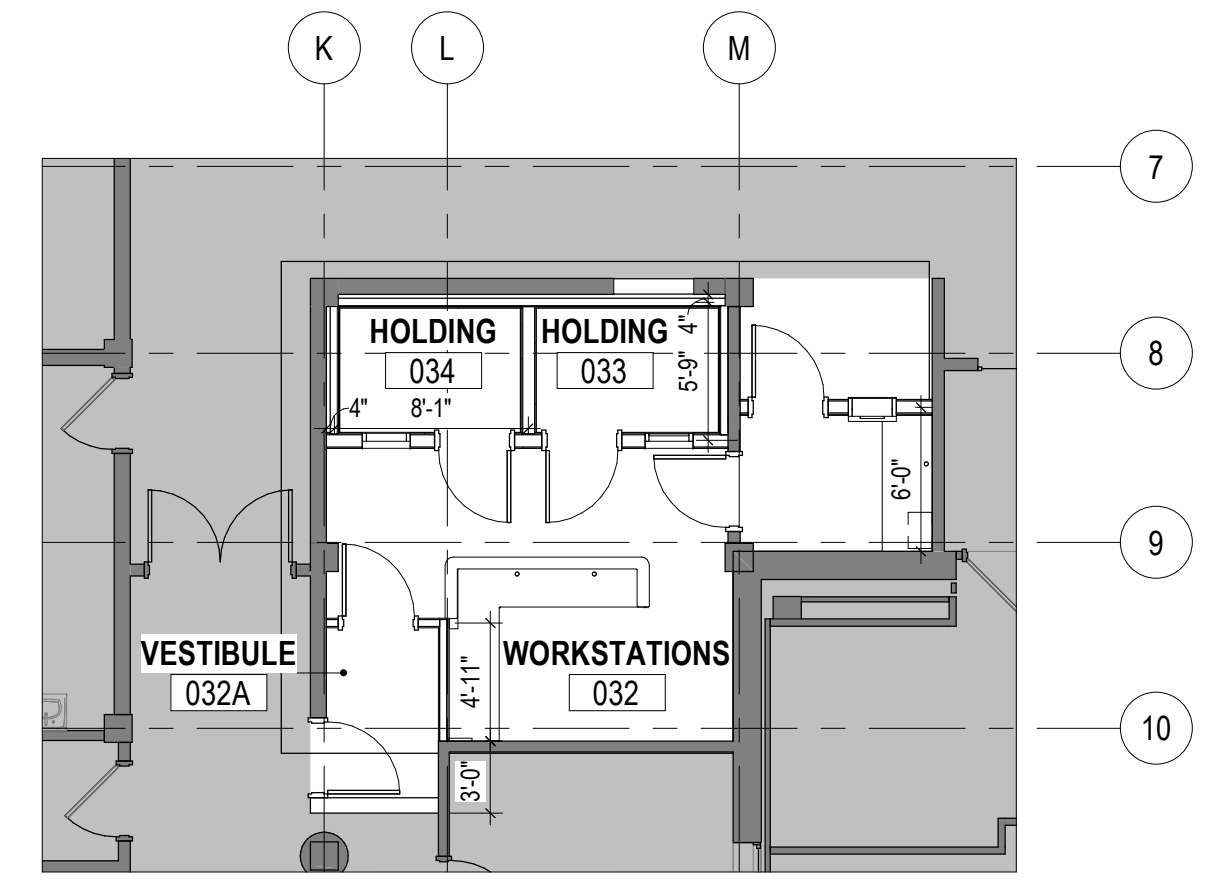
Building Number
26

Drawing Number
AE121

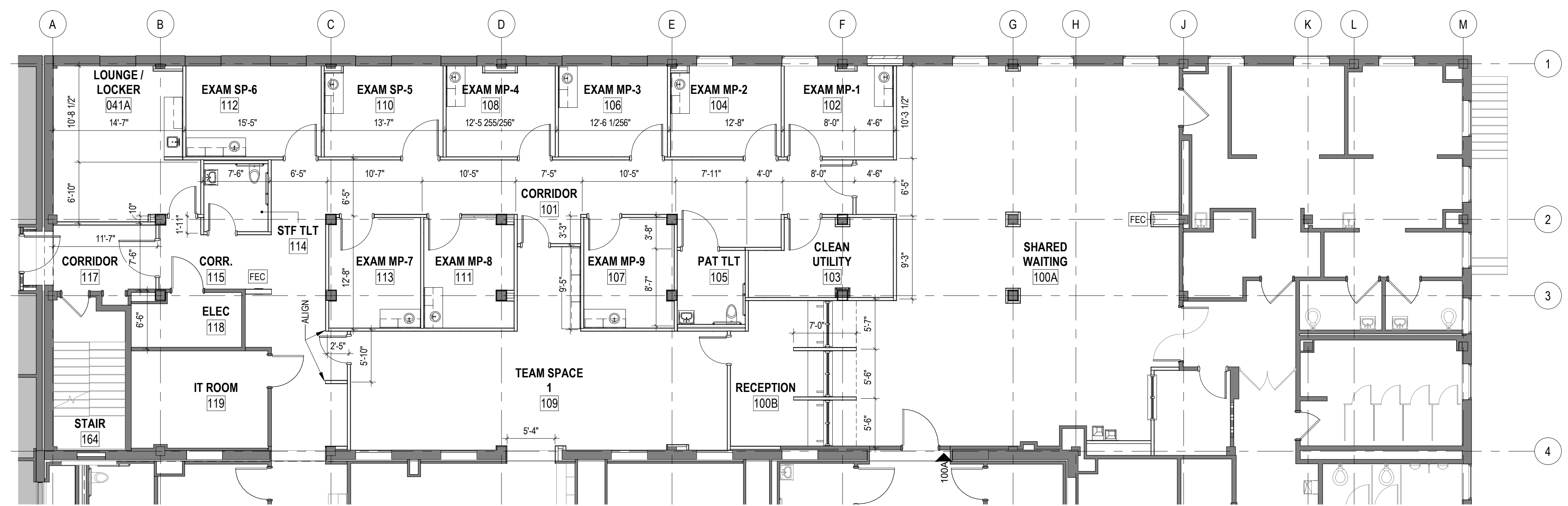
Drawing # 47 OF 190



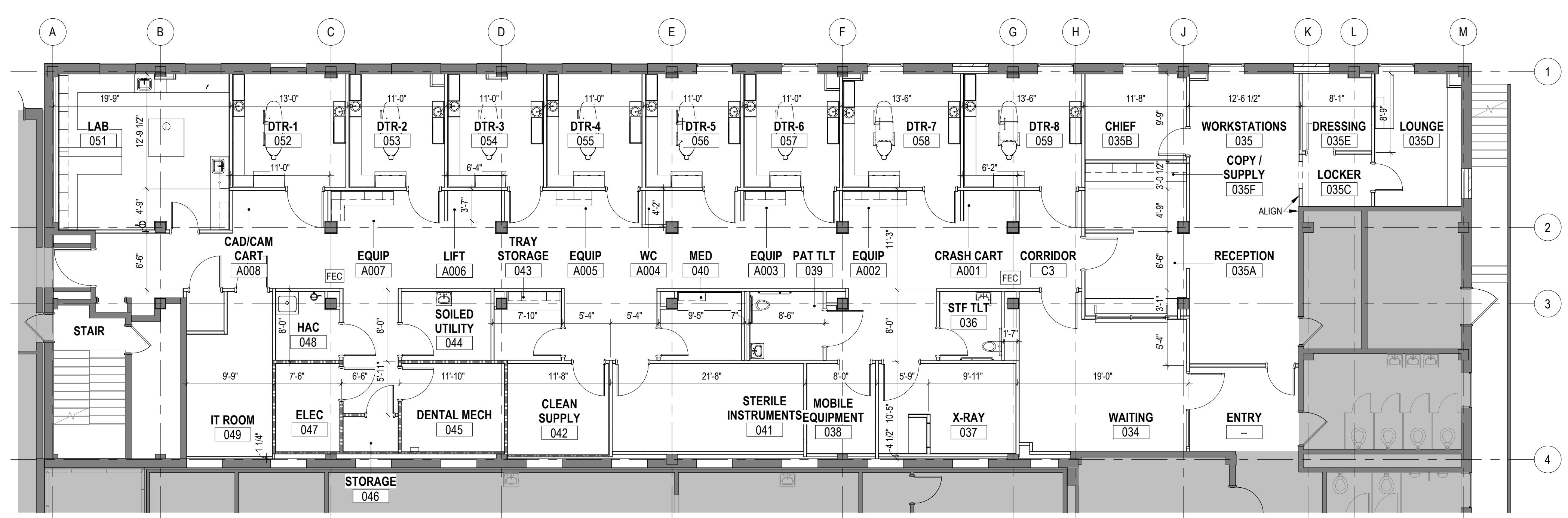
- GENERAL PLAN NOTES**
- ALL DOOR FRAMES TO BE LOCATED 4" FROM OUTSIDE OF FRAME TO FINISH FACE OF ADJACENT WALL UNLESS NOTED OTHERWISE.
 - ALL WALLS ARE TYPE B3 PARTITIONS UNLESS OTHERWISE NOTED. REFER TO PARTITION TYPE SHEET (AE011) FOR WALL TYPES.
 - REFER TO DOOR SCHEDULE & DETAILS SHEET (AE011) FOR DOOR INFORMATION.
 - ALL WALLS ARE DIMENSIONED TO CENTERLINE OF METAL STUD, UNLESS NOTED OTHERWISE.
 - BLOCK OUT SLAB FOR PENETRATIONS SHALL BE 2" LARGER THAN DUCT SIZE TO ALLOW TOLERANCE FOR DUCT PASSAGE AND FIRE SAFING. COORDINATE WITH MEP FOR DUCT SIZES.
 - FURR AROUND ALL COLUMN PROTRUSIONS AS NEEDED UNLESS NOTED OTHERWISE.
 - PROVIDE CONTINUOUS 1 HOUR FIRE RATED EXPANSION MATERIAL AT EACH LEVEL BETWEEN THE EXISTING BUILDING AND THE NEW INFILL CONSTRUCTION.
 - REFER TO PHASE SPECIFIC SHEETS FOR SCOPE AND EXTENT OF EACH PHASE OF WORK.



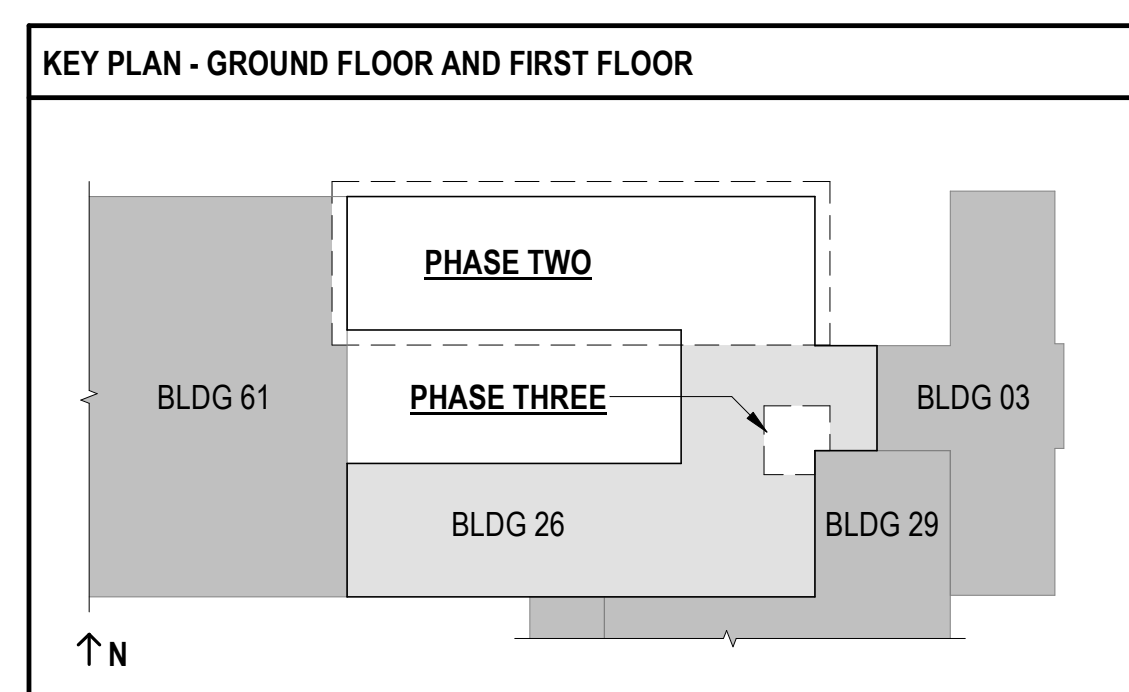
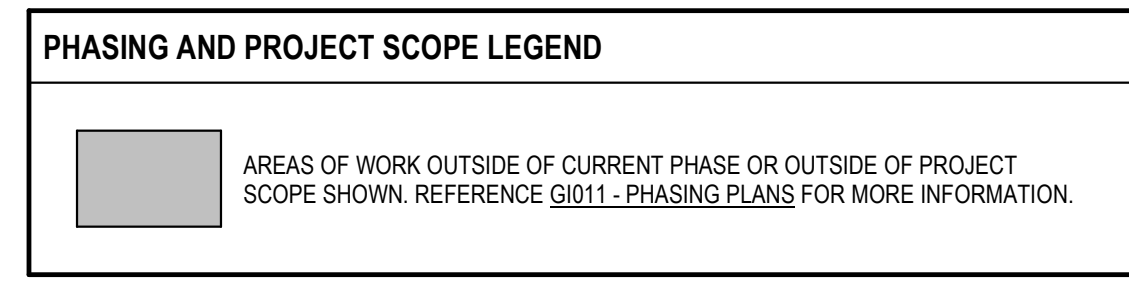
3 GROUND FLOOR - DIMENSION PLAN - PHASE THREE
1/8" = 1'-0" 1/4" AD113



2 FIRST FLOOR - DIMENSION PLAN - PHASE TWO
1/8" = 1'-0"



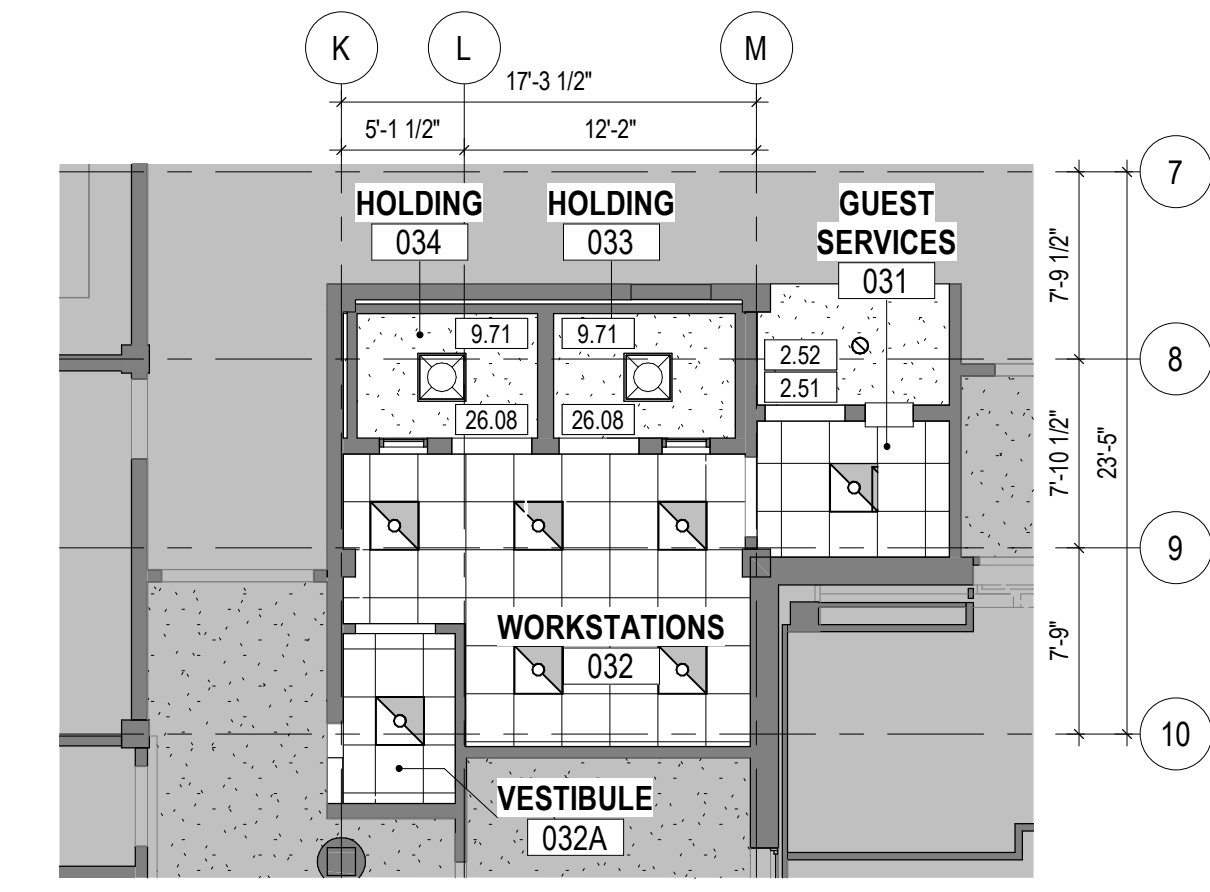
1 GROUND FLOOR - DIMENSION PLAN - PHASE TWO
1/8" = 1'-0"



**FULLY SPRINKLERED
100% BID SET**

| | | | | | | | | | | | | |
|-----|----------------------|------|---|--|--|--------------------|--|-------------------------------------|---|---|--|--------------------------------|
| NO. | REVISION DESCRIPTION | DATE | CONSULTANTS: | | | ARCHITECT: | SPUR # 2016 | STAMP: | Drawing Title PHASE TWO & THREE - DIMENSION PLANS | Project Title CONSTRUCT INFILL OF BUILDING 26 AND RENOVATE SPECIALTY CARE CLINICS | Project Number 589-704 | Veterans Health Administration |
| | | | STRUCTURAL / CIVIL ENGINEER H2B, INC. 1225 N. LOOP WEST, SUITE 800 HOUSTON, TX 77008 (713) 864-2900 | MECH / ELEC / PLUMB / TECH ENGR SPUR DESIGN 25219 MADISON AVENUE, SUITE 100 KANSAS CITY, MO 64108 (913) 369-7200 | FIRE PROTECTION ENGINEER POOLE FIRE PROTECTION, INC. 19910 WEST 161ST STREET OLATHE, KANSAS 66062 (913) 829-8690 | SPUR DESIGN | SPUR DESIGN, LLC 312 SW 25TH STREET Oklahoma City, OK 73109 (405) 842-6100 | VA Health Care System Approval: | Location 5500 EAST KELLOGG AVENUE WICHITA, KANSAS 67218 | Building Number 26 | VA U.S. Department of Veterans Affairs | |
| | | | INDUSTRIAL HYGIENIST RIVERFRONT HEALTH & SAFETY 1190 OLIVE STREET, ST. LOUIS, MO 63101 (314) 436-9492 | HEALTHCARE PLANNER INNOVA GROUP 3190 N. SIWAN ROAD TUCSON, AZ 85712 (520) 886-8650 | PHYSICAL SECURITY FORCE PROTECT 10901 FRONT BEACH ROAD, STE 1415 PANAMA CITY, FL 32407 (502) 836-4232 | | | | Date 12/21/2022 | Checked AJS | | Drawn ECO |
| | | | | | | | | | | | Drawing # 48 OF 190 | |

12/20/2022 9:50:49 AM

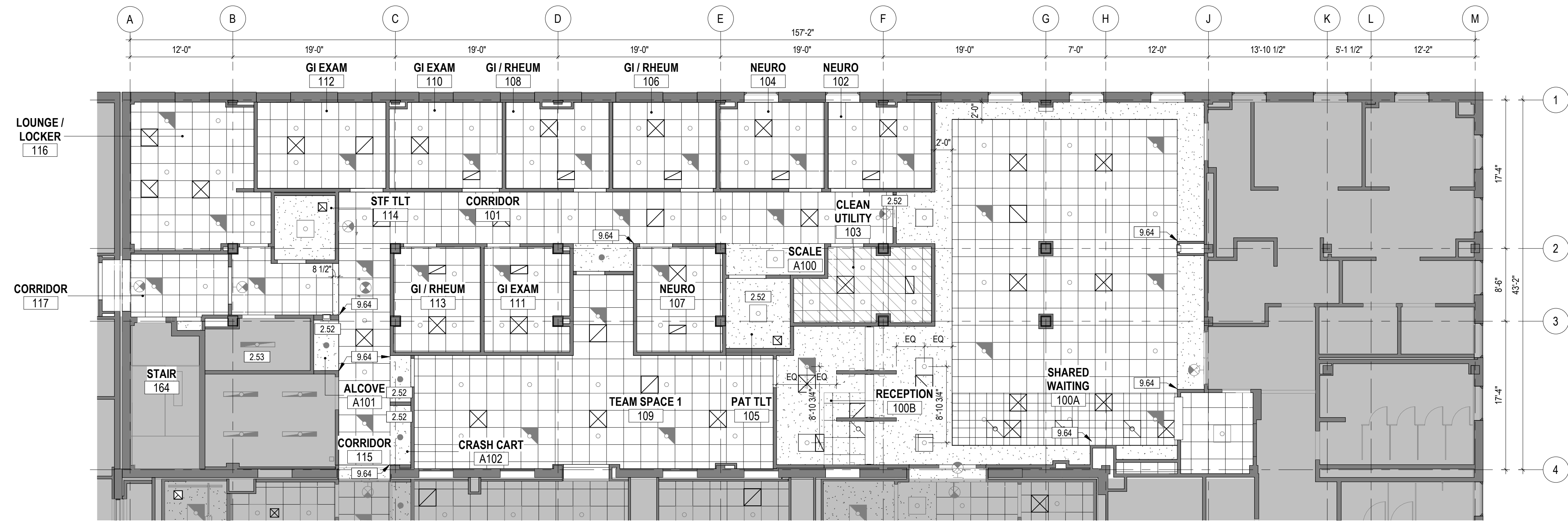


- GENERAL REFLECTED CEILING PLAN NOTES**
- ALL CEILINGS TO BE 8'-0" AFF. U.N.O.
 - ALL SURFACES OF FURDOWNS TO BE PAINTED P1 U.N.O. REFERENCE SHEET AF711 FOR FINISH SCHEDULES AND FINISH LEGEND.
 - REFERENCE REFLECTED CEILING PLAN LEGEND FOR GENERAL MECHANICAL AND ELECTRICAL FIXTURE TYPES. REFERENCE ELECTRICAL DRAWINGS FOR SPECIFIC INFORMATION ON LIGHTING MECHANICAL FIXTURE TYPES. REFERENCE MECHANICAL DRAWINGS FOR SPECIFIC INFORMATION ON MECHANICAL FIXTURE TYPES.
 - PROVIDE HOLD DOWN CLIPS FOR GRID CEILINGS AT VESTIBULES AND AREA NEAR EGRESS DOORS.

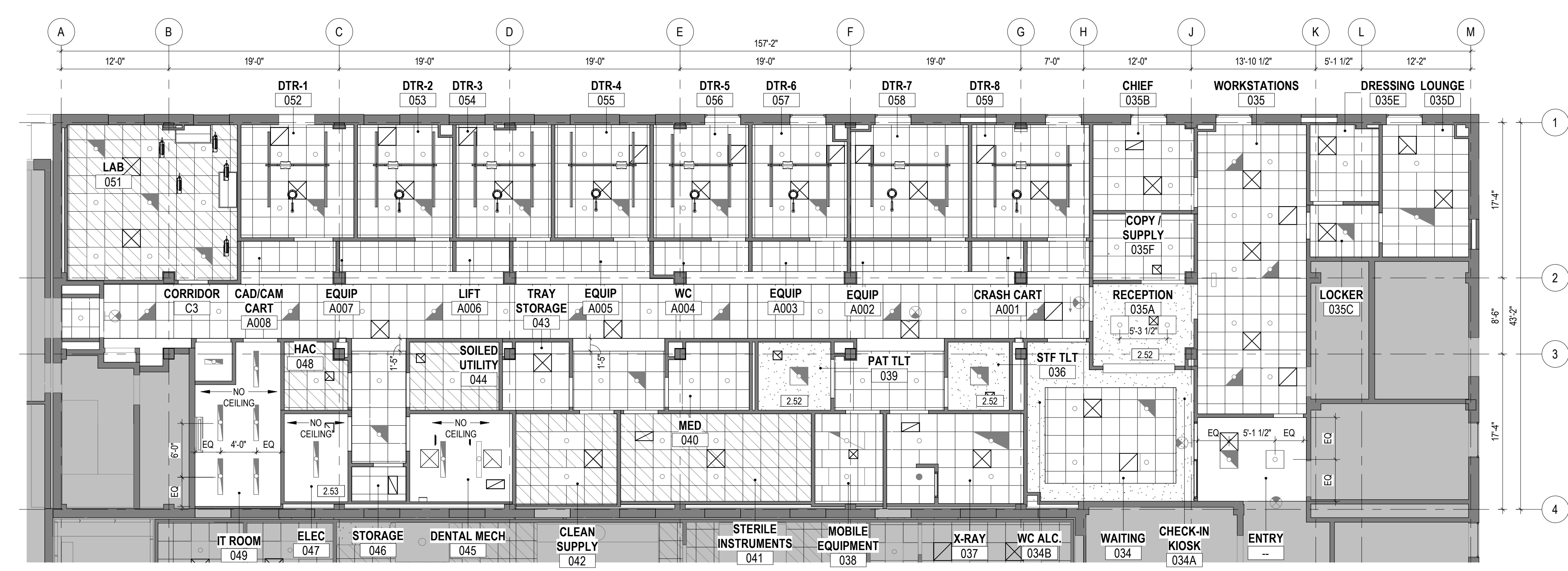
KEYNOTE LEGEND

| | |
|-------|---|
| 2.51 | CEILING HEIGHT TO MATCH ADJACENT/EXISTING CEILING HEIGHT WITH A CONTROL JOINT SEPARATING THE OLD AND NEW CEILING. PAINT TO MATCH EXISTING |
| 2.52 | CENTER LIGHT FIXTURE IN GYPSUM BOARD CEILING IN BOTH DIRECTIONS |
| 2.53 | CENTER LIGHT FIXTURE IN ROOM IN BOTH DIRECTIONS |
| 9.64 | ALIGN FINISH FACE OF SOFFIT WITH FINISH FACE OF WALL |
| 9.71 | IMPACT RESISTANT GYPSUM BOARD |
| 26.08 | LIGHT FIXTURES IN THIS AREA TO BE TAMPERPROOF |

3 GROUND FLOOR - RCP - PHASE THREE
1/8" = 1'-0" 1/AD113



2 FIRST FLOOR - REFLECTED CEILING PLAN - PHASE TWO
1/8" = 1'-0"



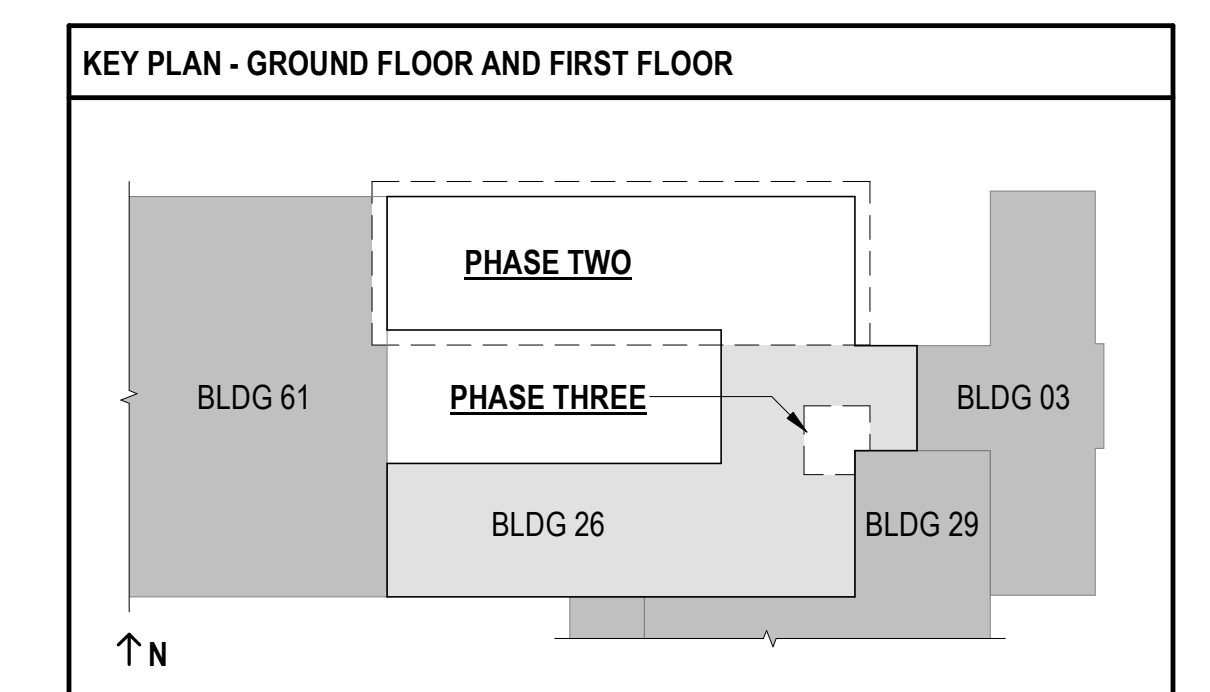
1 GROUND FLOOR - REFLECTED CEILING PLAN - PHASE TWO
1/8" = 1'-0"

REFLECTED CEILING PLAN LEGEND

| | | | |
|--|--|--|---|
| | 2 x 2' ACOUSTICAL CEILING TILE | | 2 x 2' ACOUSTICAL CEILING TILE, CLEANABLE |
| | 2 x 6' ACOUSTICAL CEILING TILE | | PAINTED GYPSUM BOARD CEILING |
| | 2 x 2' LIGHT FIXTURE REFERENCE ELECTRICAL | | NO CEILING IN THIS AREA |
| | 2 x 4' LIGHT FIXTURE REFERENCE ELECTRICAL | | 2 x 2' EMERGENCY FIXTURE REFERENCE ELECTRICAL |
| | RECESSED CAN LIGHT FIXTURE REFERENCE ELECTRICAL | | 2 x 4' EMERGENCY FIXTURE REFERENCE ELECTRICAL |
| | SUSPENDED LIGHT FIXTURE REFERENCE ELECTRICAL | | RECESSED CAN EMERGENCY FIXTURE REFERENCE ELECTRICAL |
| | RECESSED LINEAR FIXTURE REFERENCE ELECTRICAL | | SUSPENDED EMERGENCY FIXTURE REFERENCE ELECTRICAL |
| | WALL MOUNTED SCONCE FIXTURE REFERENCE ELECTRICAL | | LINEAR WALL WASHING FIXTURE REFERENCE ELECTRICAL |
| | SUPPLY DIFFUSERS REFERENCE MECHANICAL | | CEILING MOUNTED EXAM FIXTURE REFERENCE ELECTRICAL |
| | RETURN GRILLES REFERENCE MECHANICAL | | CEILING MOUNTED RETRACTABLE AIR HOSE, REFERENCE EQUIPMENT |
| | EXHAUST GRILLES REFERENCE MECHANICAL | | CEILING MOUNTED LIFT, REFERENCE EQUIPMENT |
| | ACCESS DOOR, REFERENCE MECHANICAL | | |
| | CEILING HEIGHT, ABOVE FINISH FLOOR | | |
| | EXIT LIGHT, REFERENCE ELECTRICAL | | |

PHASING AND PROJECT SCOPE LEGEND

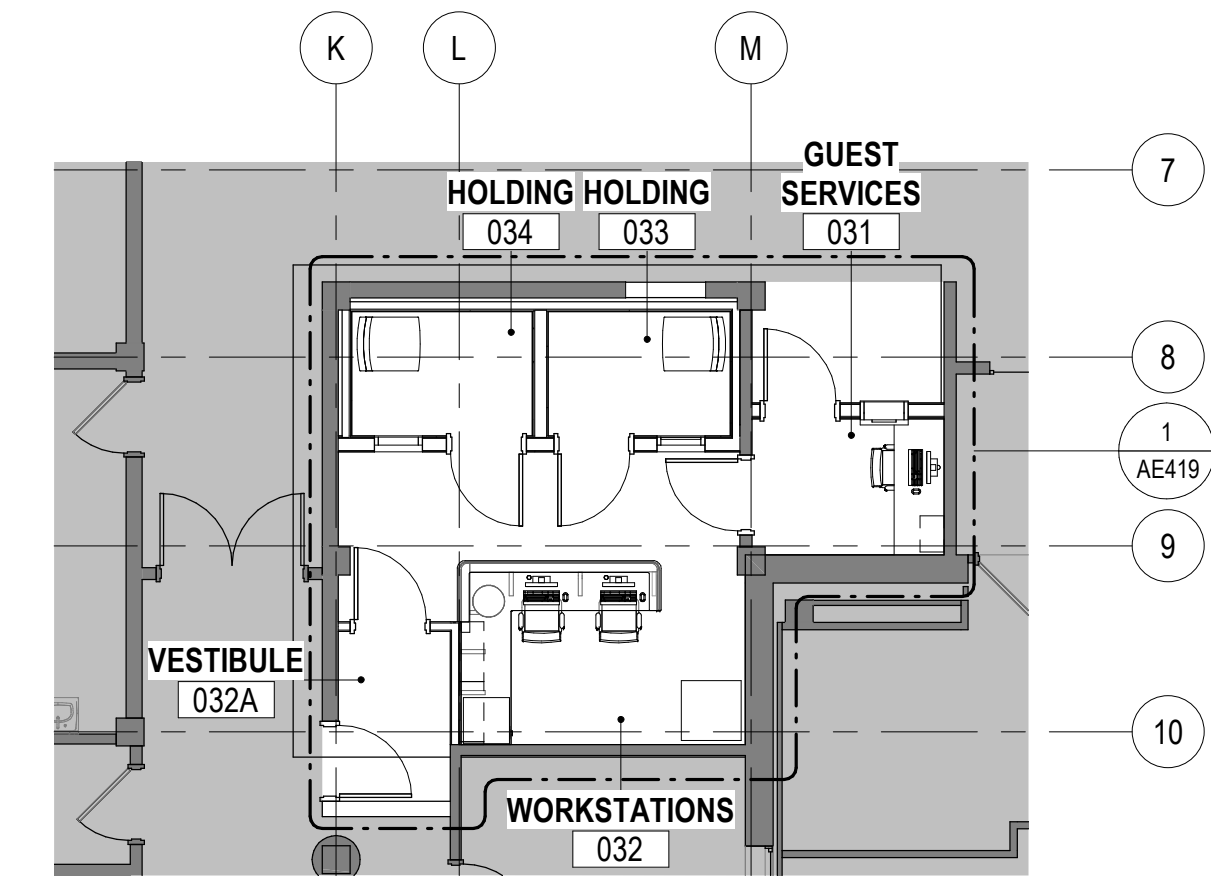
| | |
|--|---|
| | AREAS OF WORK OUTSIDE OF CURRENT PHASE OR OUTSIDE OF PROJECT SCOPE SHOWN. REFERENCE G1011 - PHASING PLANS FOR MORE INFORMATION. |
|--|---|



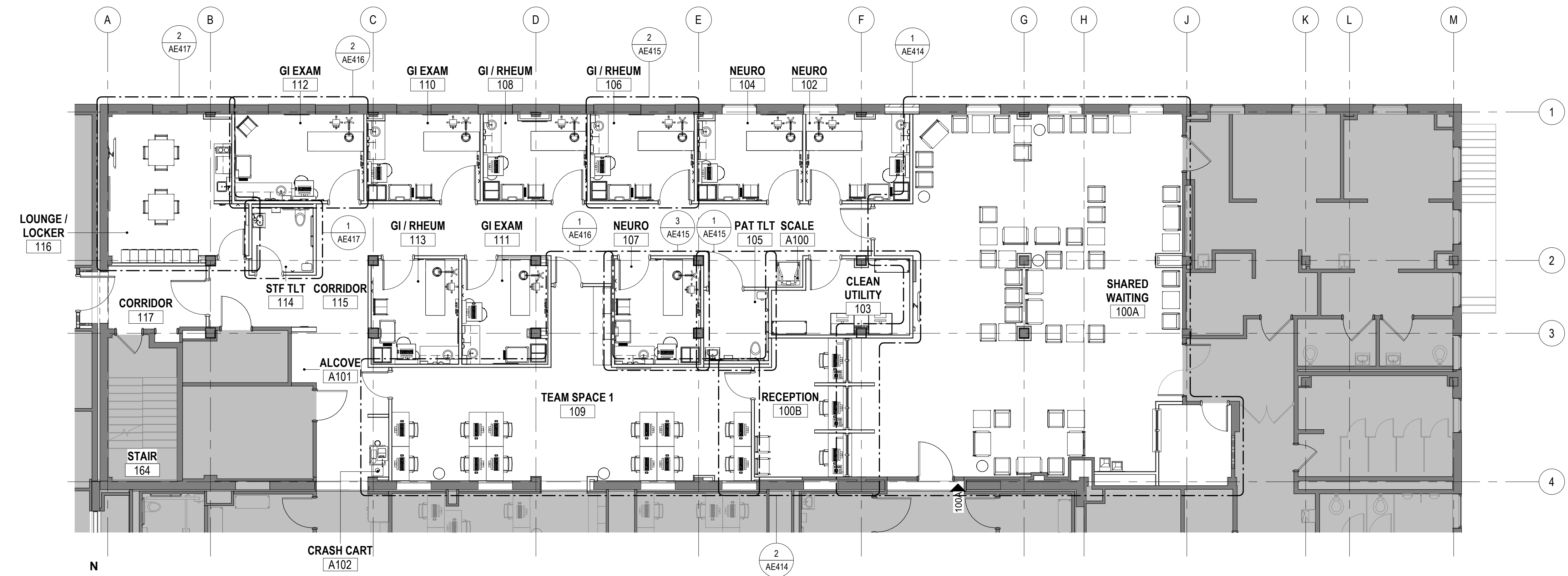
**FULLY SPRINKLERED
100% BID SET**

| | | | | | | | | | | | | | | | | | |
|-----|----------------------|------|---|--|--|--------------------|--|--|---------------|--|--|--|--|--|--------------------------------|--|---|
| NO. | REVISION DESCRIPTION | DATE | CONSULTANTS: | | | ARCHITECT: | | | STAMP: | | Drawing Title | | Project Title | | Project Number | | Veterans Health Administration |
| | | | STRUCTURAL / CIVIL ENGINEER H2B, INC. 1225 N. LOOP WEST, SUITE 800 HOUSTON, TX 77008 (713) 864-2900 | MECH / ELEC / PLUMB / TECH ENGR SPUR DESIGN 25219 MADISON AVENUE, SUITE 100 KANSAS CITY, MO 64108 (913) 369-7200 | FIRE PROTECTION ENGINEER POOLE FIRE PROTECTION, INC. 19910 WEST 161ST STREET OLATHE, KANSAS 66062 (913) 829-8690 | SPUR DESIGN | | | | | PHASE TWO & THREE - REFLECTED CEILING PLANS | | CONSTRUCT INFILL OF BUILDING 26 AND RENOVATE SPECIALTY CARE CLINICS | | 589-704 | | |
| | | | INDUSTRIAL HYGIENIST RIVERFRONT HEALTH & SAFETY 1190 OLIVE STREET, ST. LOUIS, MO 63101 (314) 436-9492 | HEALTHCARE PLANNER INNOVA GROUP 3190 N. SIWAN ROAD TUCSON, AZ 85712 (520) 886-8650 | PHYSICAL SECURITY FORCE PROTECT 10901 FRONT BEACH ROAD, STE 1415 PANAMA CITY, FL 32407 (502) 836-4232 | | | | | | VA Health Care System Approval: | | Location 5500 EAST KELLOGG AVENUE WICHITA, KANSAS 67218 | | Building Number 26 | | VA U.S. Department of Veterans Affairs |
| | | | | | | | | | | | Date 12/21/2022 | | Checked AJS | | Drawing Number AE123 | | |
| | | | | | | | | | | | | | Drawn SNP | | Drawing # 49 OF 190 | | |

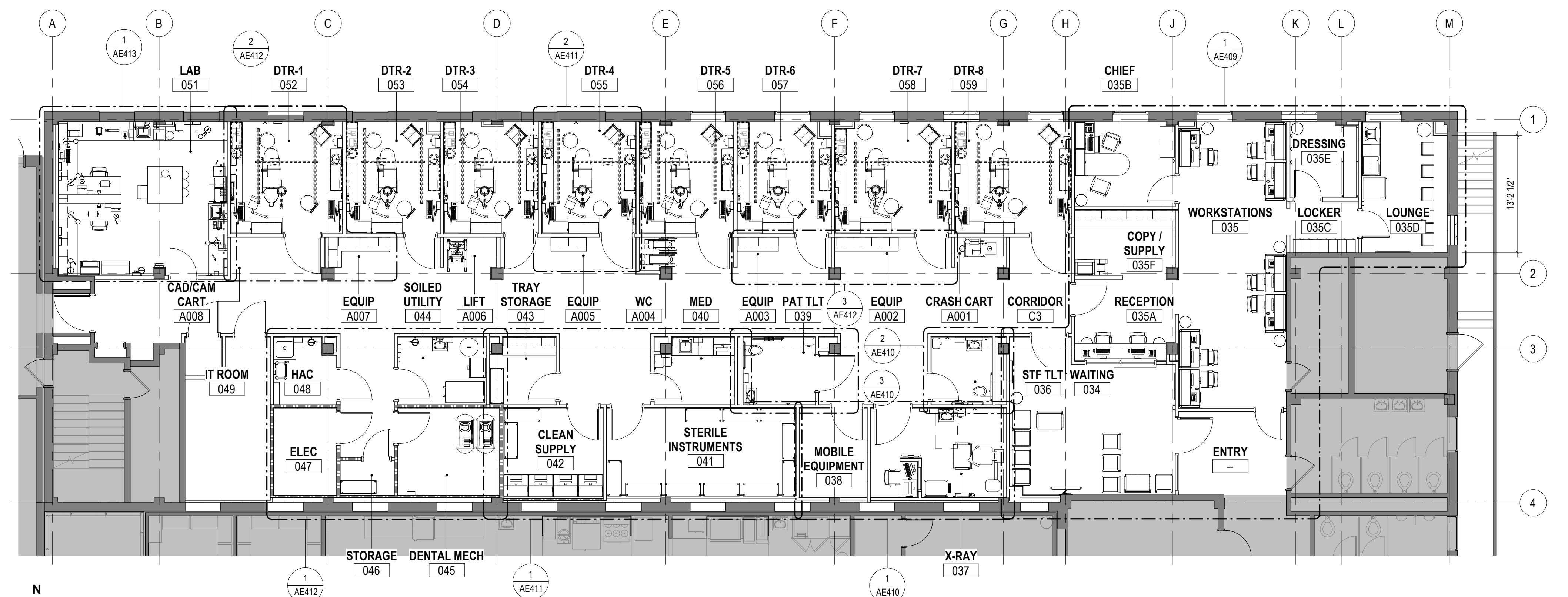
12/20/2022 9:50:55 AM



3 GROUND FLOOR - EQUIPMENT PLAN - PHASE THREE
1/8" = 1'-0"



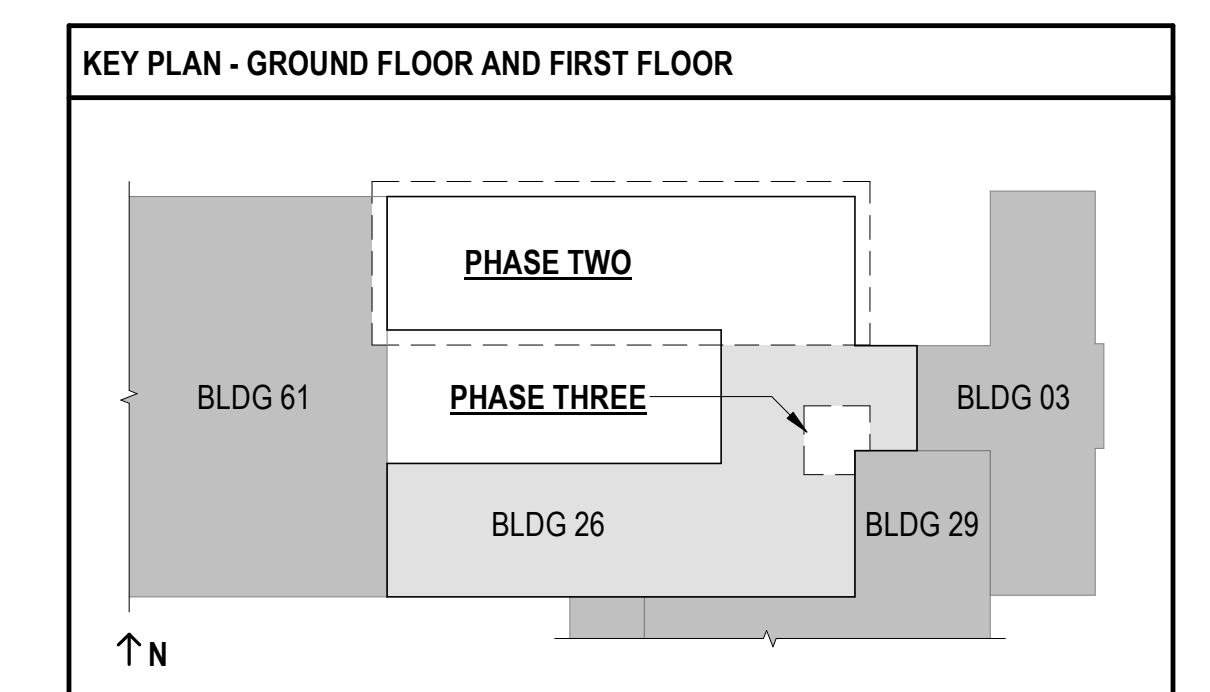
2 FIRST FLOOR - EQUIPMENT PLAN - PHASE TWO
1/8" = 1'-0"



1 GROUND FLOOR - EQUIPMENT PLAN - PHASE TWO
1/8" = 1'-0"

PHASING AND PROJECT SCOPE LEGEND

AREAS OF WORK OUTSIDE OF CURRENT PHASE OR OUTSIDE OF PROJECT SCOPE SHOWN. REFERENCE G1011 - PHASING PLANS FOR MORE INFORMATION.



FULLY SPRINKLERED
100% BID SET

| NO. | REVISION DESCRIPTION | DATE |
|-----|----------------------|------|
| | | |
| | | |
| | | |
| | | |

CONSULTANTS:

| | | |
|---|--|--|
| <p>STRUCTURAL / CIVIL ENGINEER H2B, INC. 1225 N. LOOP WEST, SUITE 800 HOUSTON, TX 77008 (713) 864-2900</p> <p>INDUSTRIAL HYGIENIST RIVERFRONT HEALTH & SAFETY 1150 OLIVE STREET, ST. LOUIS, MO 63101 (314) 436-9492</p> | <p>MECH / ELEC / PLUMB / TECH ENGR SPUR DESIGN 25219 MADISON AVENUE, SUITE 100 KANSAS CITY, MO 64108 (913) 969-7200</p> <p>HEALTHCARE PLANNER INNOVA GROUP 3190 N. SWAN ROAD TUCSON, AZ 85712 (520) 886-8650</p> | <p>FIRE PROTECTION ENGINEER POOLE FIRE PROTECTION, INC. 19910 WEST 161ST STREET OLATHE, KANSAS 66062 (913) 829-8690</p> <p>PHYSICAL SECURITY FORCE PROTECT 10901 FRONT BEACH ROAD, STE 1415 PANAMA CITY, FL 32407 (502) 836-4232</p> |
|---|--|--|

ARCHITECT: SPUR # 2016

SPUR DESIGN

SPUR DESIGN, LLC
312 SW 25TH STREET
Oklahoma City, OK 73109
(405) 842-6100

KS ARCH REG. NO. A-930, EXP. 12/31/2023
KS ENGR REG. NO. E-2586, EXP. 12/31/2023

STAMP:

Drawing Title
PHASE TWO & THREE - EQUIPMENT PLANS

VA Health Care System Approval:

Project Title
CONSTRUCT INFILL OF BUILDING 26 AND RENOVATE SPECIALTY CARE CLINICS

Location
5500 EAST KELLOGG AVENUE
WICHITA, KANSAS 67218

Date
12/21/2022

Project Number
589-704

Building Number
26

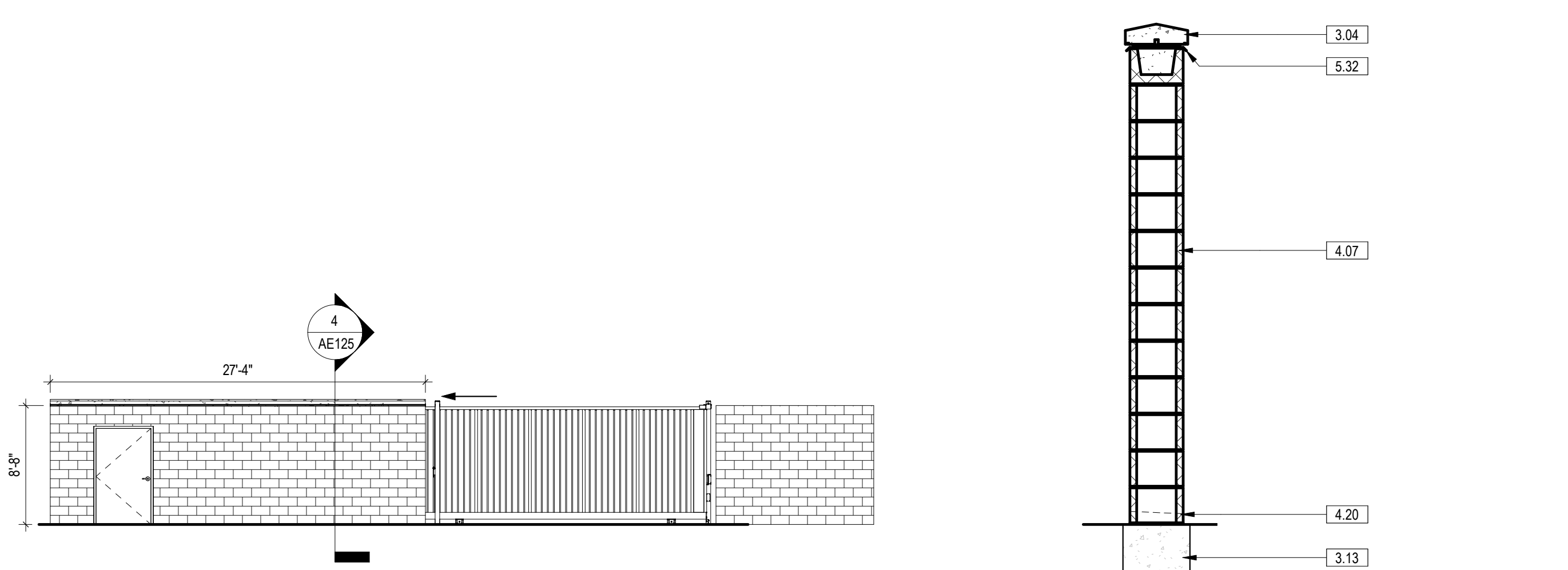
Drawing Number
AE124

Drawing # 50 OF 190

Veterans Health Administration

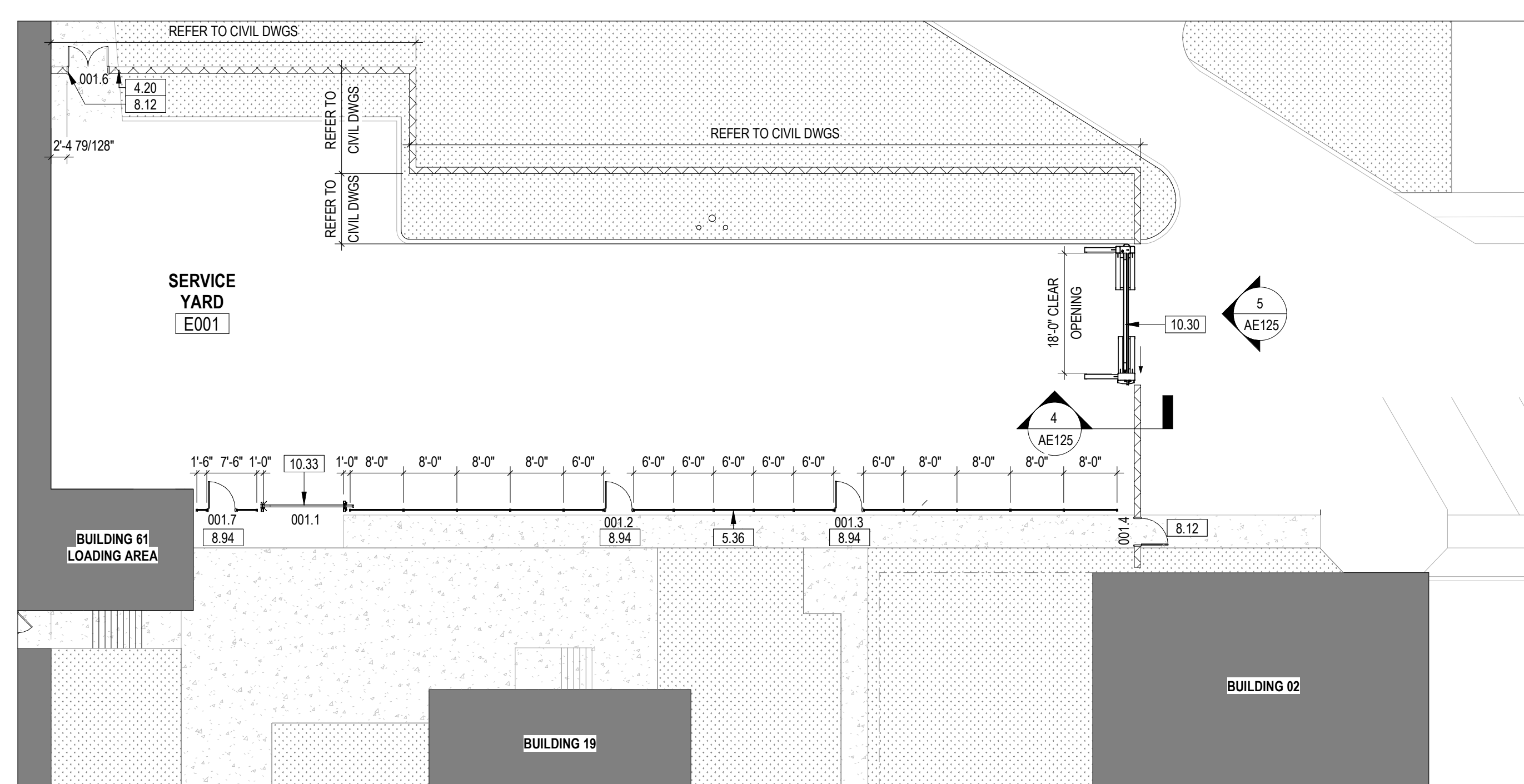
VA U.S. Department of Veterans Affairs

12/20/2022 9:51:16 AM

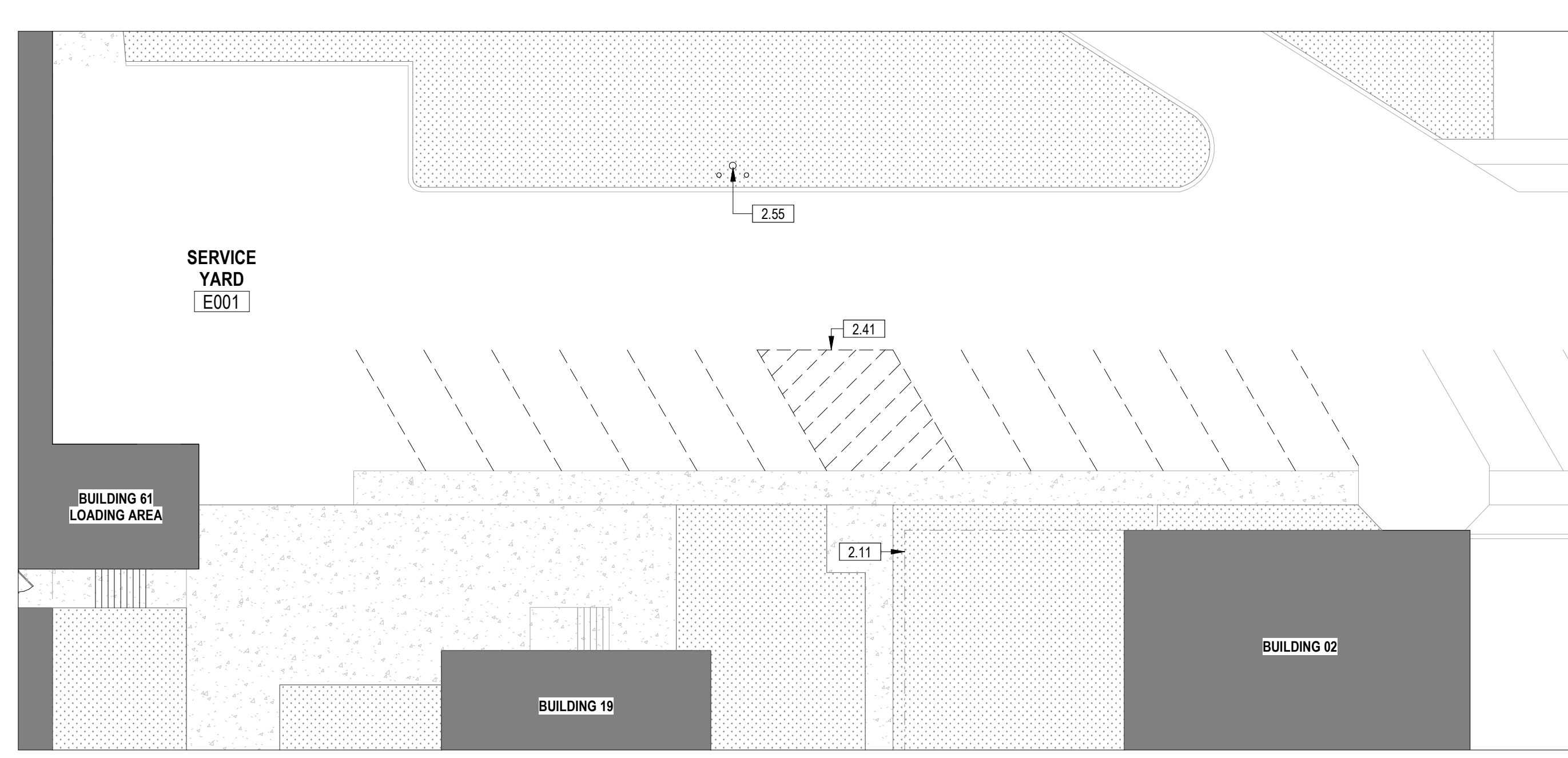


5 SERVICE YARD SLIDING GATE ELEVATION
1/8" = 1'-0"

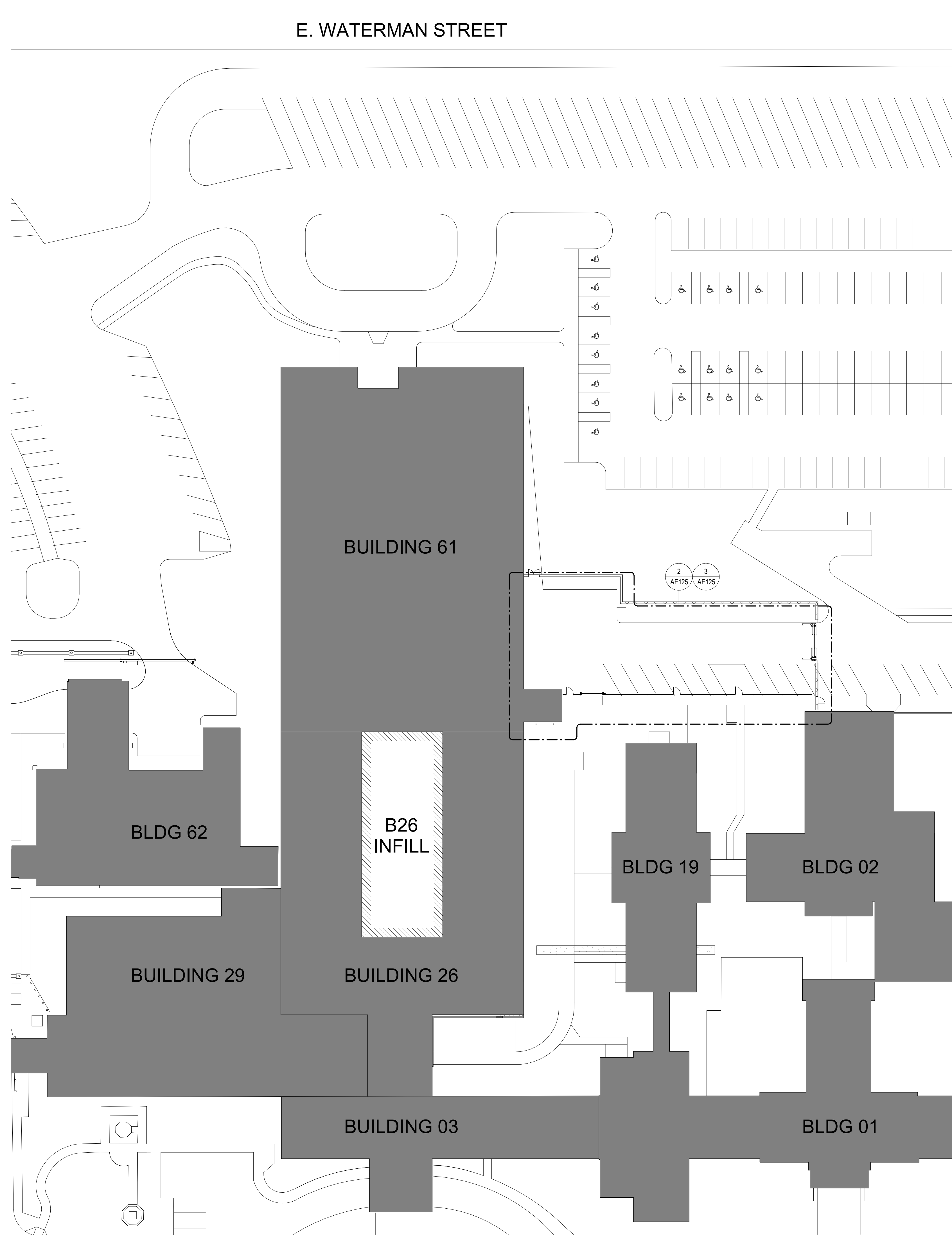
4 REINFORCED CMU WALL SECTION
1/2" = 1'-0"



3 SITE PLAN - GROUND FLOOR - SECURE SERVICE YARD
1/16" = 1'-0"



2 SITE PLAN - GROUND FLOOR - SECURE SERVICE YARD DEMOLITION
1/16" = 1'-0"



1 SITE PLAN
1" = 30'-0"

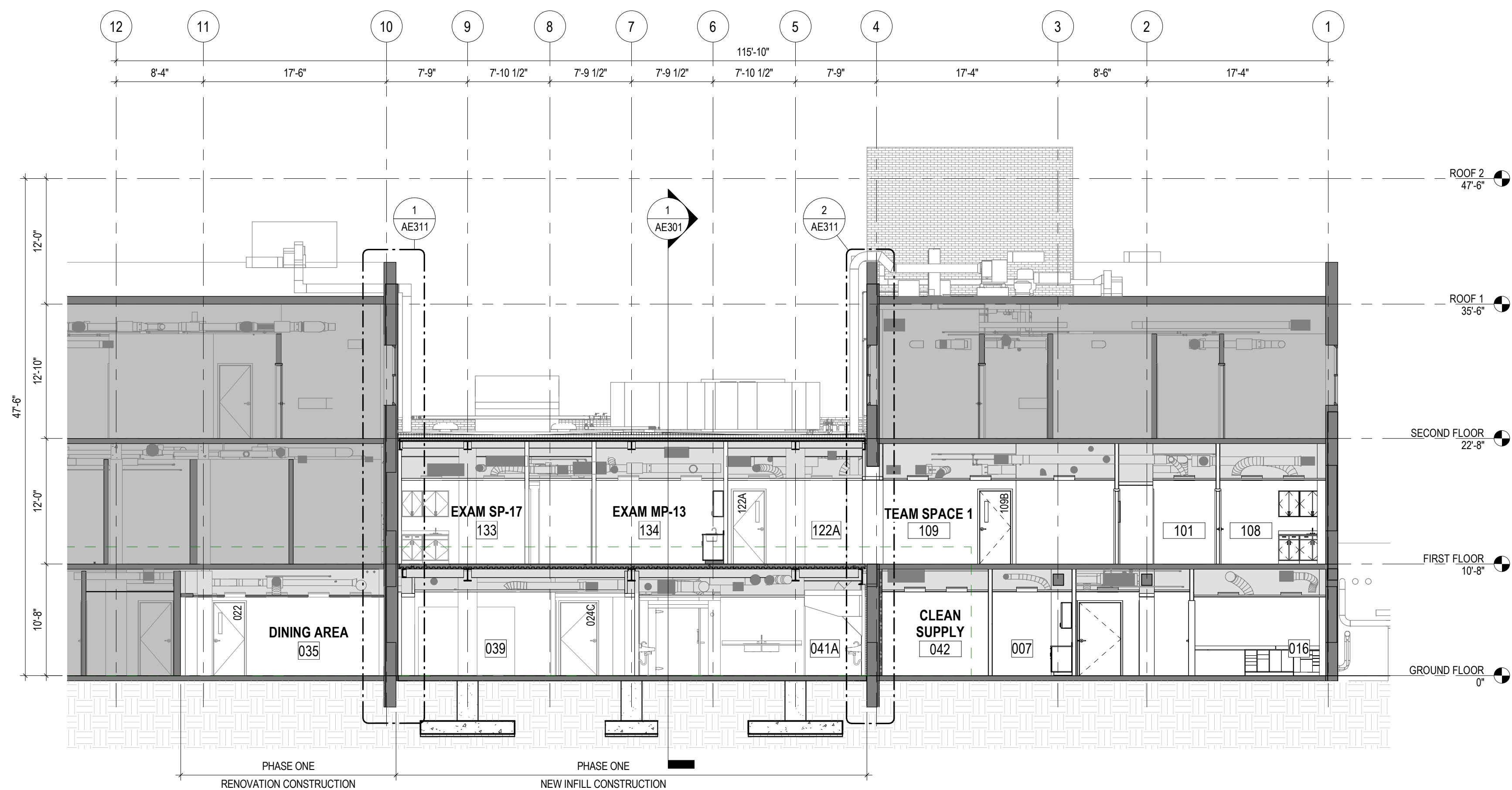
| KEYNOTE LEGEND | |
|----------------|--|
| 2.11 | EXISTING CHAIN-LINK FENCE TO REMAIN IN PLACE. |
| 2.41 | REMOVE EXISTING STRIPING TO EXTENT INDICATED. |
| 2.55 | EXISTING FIRE HYDRANT TO REMAIN. |
| 3.04 | PRE-CAST CORNER |
| 3.13 | CONCRETE SPLASH BLOCK |
| 4.07 | REINFORCED CMU WALL, REFERENCE STRUCTURAL DRAWINGS. |
| 4.20 | WEEP HOLES AT 32" O.C. |
| 5.32 | METAL FLASHING WITH DRIP EDGE AT EACH SIDE OF WALL CAP. |
| 5.36 | 6" ORNAMENTAL METAL FENCE SYSTEM |
| 6.12 | HOLLOW METAL DOOR & FRAME |
| 8.94 | INTEGRATED SECURITY FENCE DOOR WITH PANIC HARDWARE AND CARD READER |
| 10.30 | SLIDING ANTI-CRIMP / ANTI-RAM SECURITY GATE |
| 10.33 | SLIDING GATE INTEGRATED INTO ORNAMENTAL METAL FENCE |

| BUILDING FOOTPRINT | |
|--------------------|--|
| | BUILDING FOOTPRINT |
| | ACCESSIBLE RAMP |
| | HARDSCAPED AREA |
| | CONCRETE PAVERS |
| | LANDSCAPED AREA |
| | STABILIZED DECORATIVE ROCK |
| | RAISED PLANTER BOX (BOLLARD ALTERNATIVE) |
| | LOADING ZONE / FIRE LANE |
| | SCOPE BOUNDARY |
| | 25'-0" SAFETY SETBACK |
| | SECURITY BOLLARD - LIGHTED |
| | SECURITY BOLLARD - REMOVABLE |

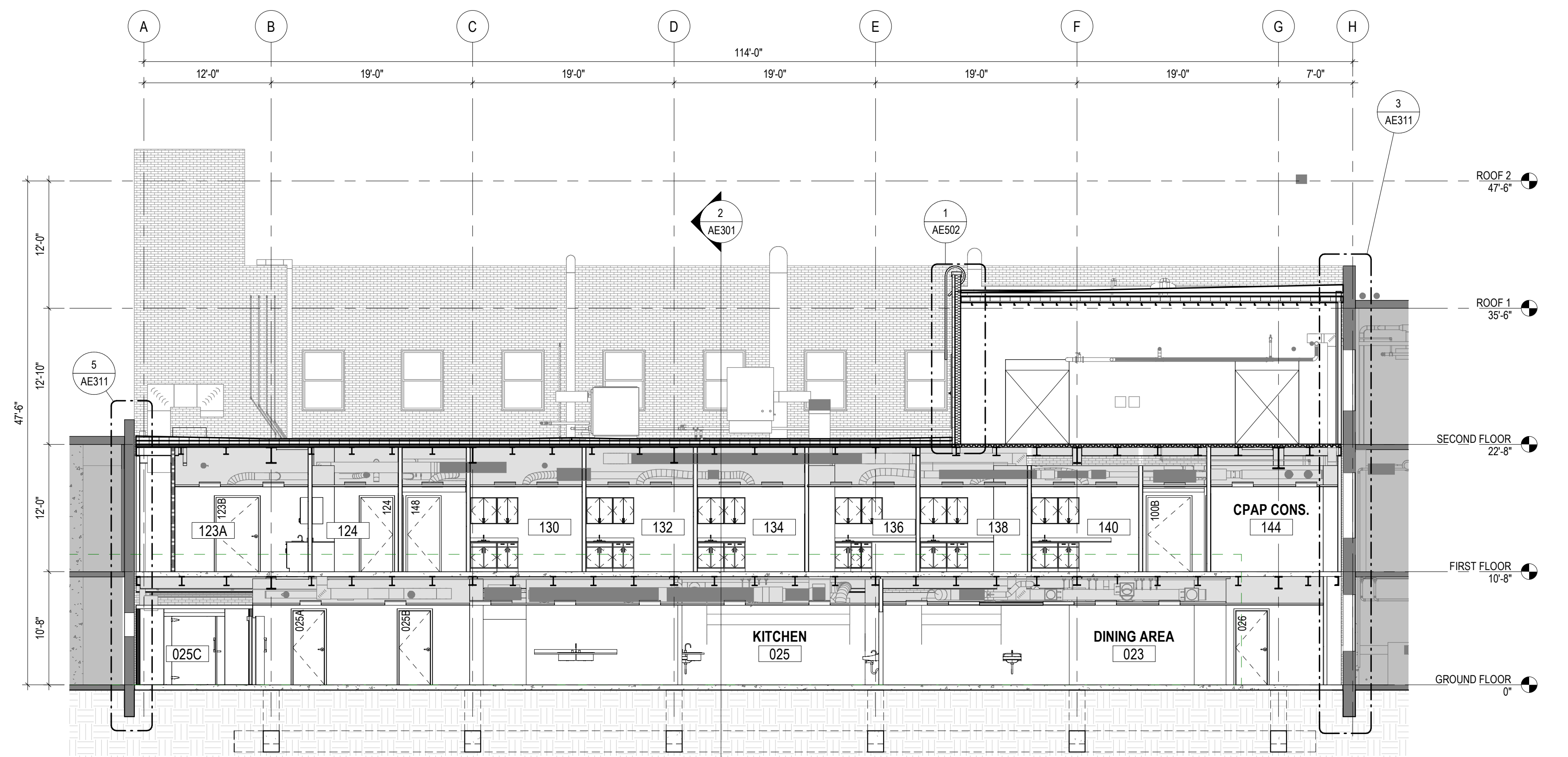
**FULLY SPRINKLERED
100% BID SET**

| | | | | | | | | | | |
|-----|----------------------|------|--|--|--|---|--|--|---|---|
| NO. | REVISION DESCRIPTION | DATE | CONSULTANTS: STRUCTURAL / CIVIL ENGINEER: H2B, INC. 1225 N. LOOP WEST, SUITE 800 HOUSTON, TX 77008 (713) 964-2900 MECH / ELEC / PLUMB / TECH ENGR: SPUR DESIGN 25219 MADISON AVENUE, SUITE 100 KANSAS CITY, MO 64108 (713) 969-7200 FIRE PROTECTION ENGINEER: POOLE FIRE PROTECTION, INC. 19910 WEST 161ST STREET OLATHE, KANSAS 66062 (913) 829-8690 INDUSTRIAL HYGIENIST: RIVERFRONT HEALTH & SAFETY 1159 OLIVE STREET, ST. LOUIS, MO 63101 (314) 436-9492 HEALTHCARE PLANNER: INNOVA GROUP 3190 N. SIWAN ROAD TUCSON, AZ 85712 (520) 886-8650 PHYSICAL SECURITY: FORCE PROTECT 10901 FRONT BEACH ROAD, STE 1415 PANAMA CITY, FL 32407 (502) 836-4232 | | | ARCHITECT: SPUR DESIGN, LLC 312 SW 25TH STREET Oklahoma City, OK 73109 (405) 842-6100 <small>KS ARCH REG. NO. A-930, EXP. 12/31/2023 KS ENGR REG. NO. E-2586, EXP. 12/31/2023</small> | Drawing Title PHASE FOUR - EXTERIOR SERVICE YARD PLAN, SECTION, AND ELEVATION VA Health Care System Approval: | Project Title CONSTRUCT INFILL OF BUILDING 26 AND RENOVATE SPECIALTY CARE CLINICS Location 5500 EAST KELLOGG AVENUE WICHITA, KANSAS 67218 Date: 12/21/2022 Checked: AJS Drawn: ECO | Project Number 589-704 Building Number 26 Drawing Number AE125 Drawing # 51 OF 190 | Veterans Health Administration |
|-----|----------------------|------|--|--|--|---|--|--|---|---|

12/20/2022 9:51:20 AM



2 TRANSVERSE SECTION
1/8" = 1'-0"
T/AE101

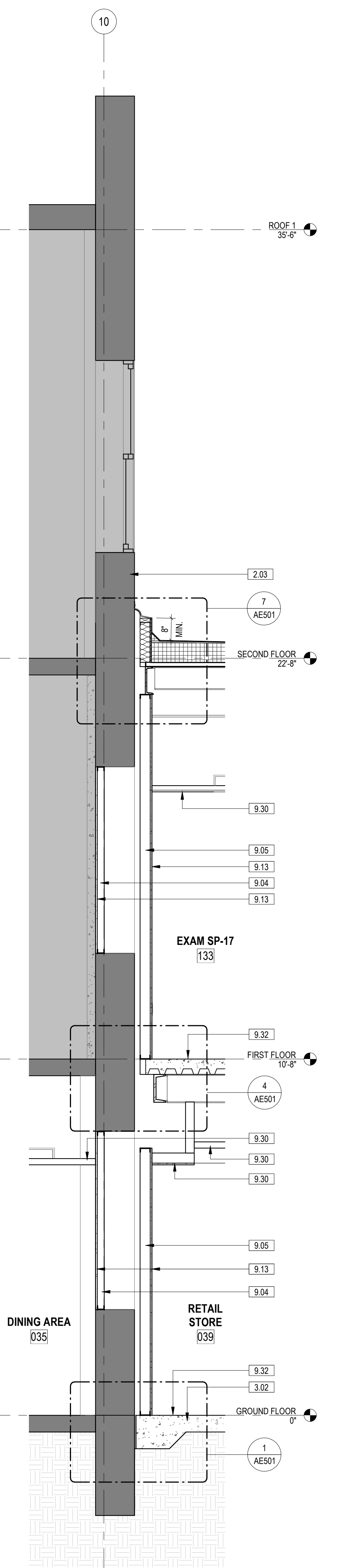
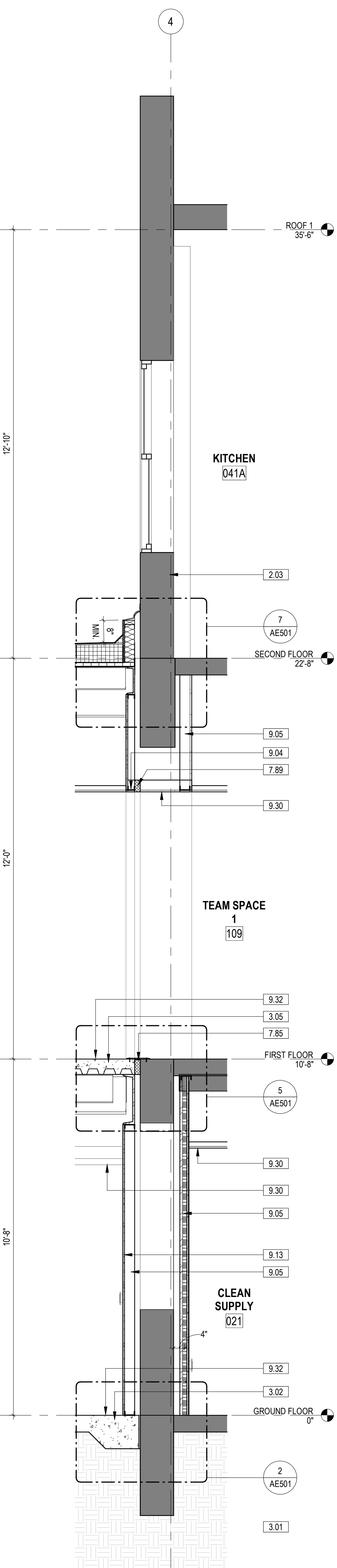
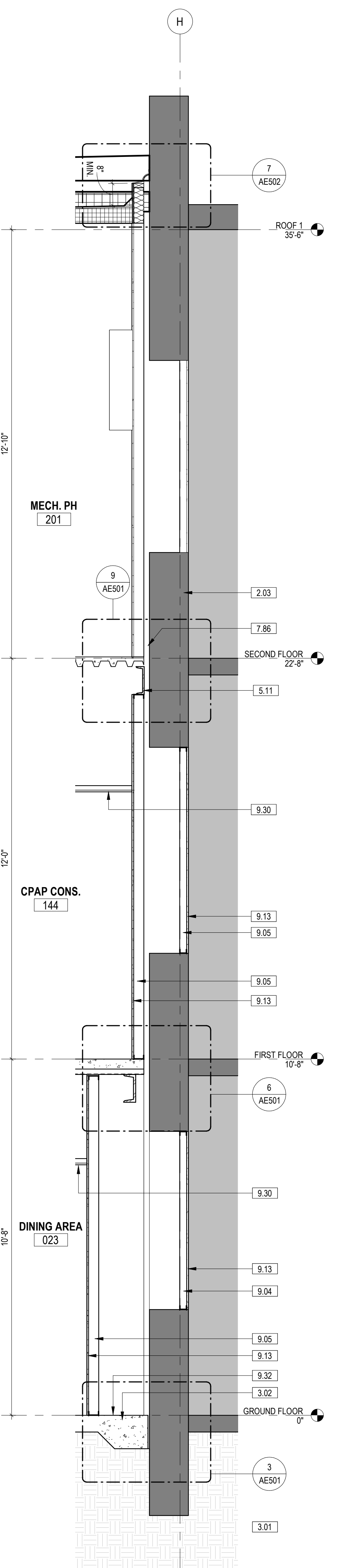
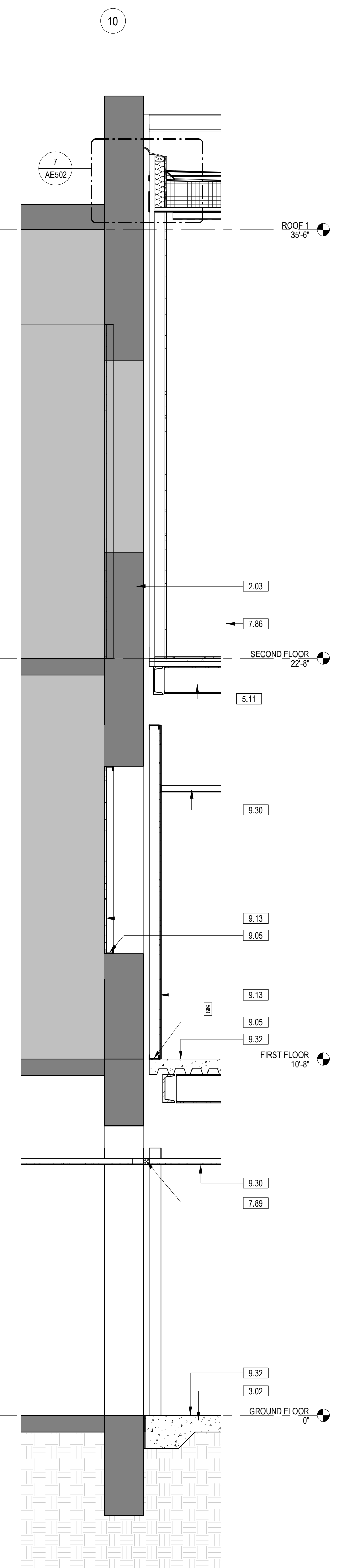
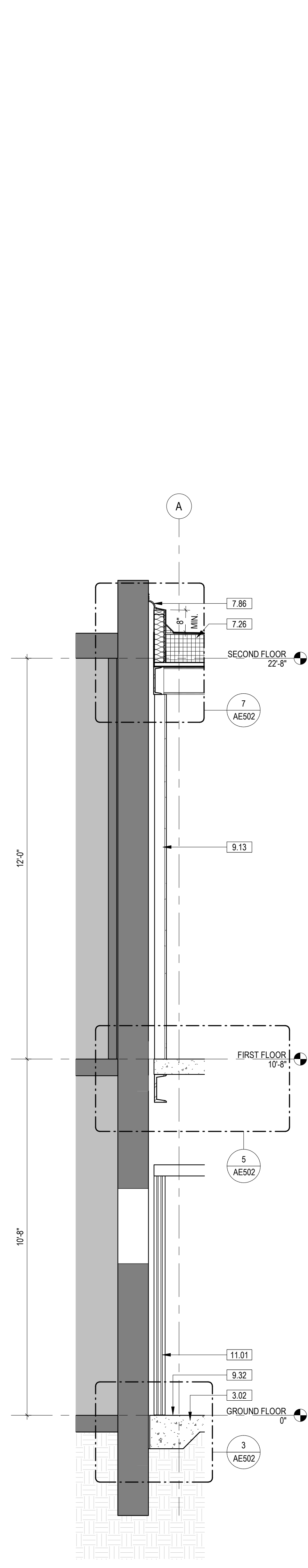


1 LONGITUDINAL SECTION
1/8" = 1'-0"
T/AE101

**FULLY SPRINKLERED
100% BID SET**

| | | | | | | | | | | | | |
|-----|----------------------|------|--|--|--|-------------------|-------------|---------------------------------|---|---|---------------------------|--------------------------------|
| NO. | REVISION DESCRIPTION | DATE | CONSULTANTS: | | | ARCHITECT: | SPUR # 2016 | STAMP: | Drawing Title BUILDING SECTIONS | Project Title CONSTRUCT INFILL OF BUILDING 26 AND RENOVATE SPECIALTY CARE CLINICS | Project Number 589-704 | Veterans Health Administration |
| | | | STRUCTURAL / CIVIL ENGINEER H2B, INC. 1225 N. LOOP WEST, SUITE 800 HOUSTON, TX 77008 (713) 864-2900 | MECH / ELEC / PLUMB / TECH ENGR SPUR DESIGN 25219 MADISON AVENUE, SUITE 100 KANSAS CITY, MO 64108 (913) 369-7200 | FIRE PROTECTION ENGINEER POOLE FIRE PROTECTION, INC. 19910 WEST 161ST STREET OLATHE, KANSAS 66062 (913) 829-8690 | | | | | | Building Number 26 | |
| | | | INDUSTRIAL HYGIENIST RIVERFRONT HEALTH & SAFETY 1190 OLIVE STREET ST. LOUIS, MO 63101 (314) 436-9492 | HEALTHCARE PLANNER INNOVA GROUP 3190 N. SIWAN ROAD TUCSON, AZ 85712 (520) 886-8650 | PHYSICAL SECURITY FORCE PROTECT 10901 FRONT BEACH ROAD, STE 1415 PANAMA CITY, FL 32407 (502) 836-4232 | | | VA Health Care System Approval: | Location 5500 EAST KELLOGG AVENUE WICHITA, KANSAS 67218 | Drawing # 52 OF 190 | | |
| | | | | | | | | | Date 12/21/2022 | Checked AJS | Drawn ECO | |

| KEYNOTE LEGEND | |
|----------------|--|
| 2.03 | EXISTING WALL TO REMAIN |
| 3.02 | NEW CONCRETE SLAB-ON-GRADE. REFERENCE STRUCTURAL DRAWINGS FOR ADDITIONAL INFORMATION. |
| 3.05 | NEW COMPOSITE CONCRETE DECK. REFERENCE STRUCTURAL DRAWINGS FOR ADDITIONAL INFORMATION. |
| 5.11 | STRUCTURAL ALUMINUM FRAMING |
| 7.26 | ROOF & DECK INSULATION |
| 7.85 | FLOOR EXPANSION JOINT COVER ASSEMBLY |
| 7.86 | ROOF EXPANSION JOINT COVER ASSEMBLY |
| 7.89 | CEILING EXPANSION JOINT COVER ASSEMBLY |
| 9.04 | 2 1/2" C STUD |
| 9.05 | 3 5/8" C STUD |
| 9.13 | 5/8" CYSLUM BOARD |
| 9.30 | NEW CEILING PER FINISH SCHEDULE AND RCP |
| 9.32 | FLOOR FINISH PER FLOOR FINISH SCHEDULE |
| 11.01 | REFRIGERATOR, BY OWNER |



5 WALL SECTION 5
1/2" = 1'-0"
1/4" AE301

4 WALL SECTION 4
1/2" = 1'-0"
1/4" AE111


3 WALL SECTION 3
1/2" = 1'-0"
1/4" AE301

2 WALL SECTION 2
1/2" = 1'-0"
2/4" AE301

1 WALL SECTION 1
1/2" = 1'-0"
2/4" AE301

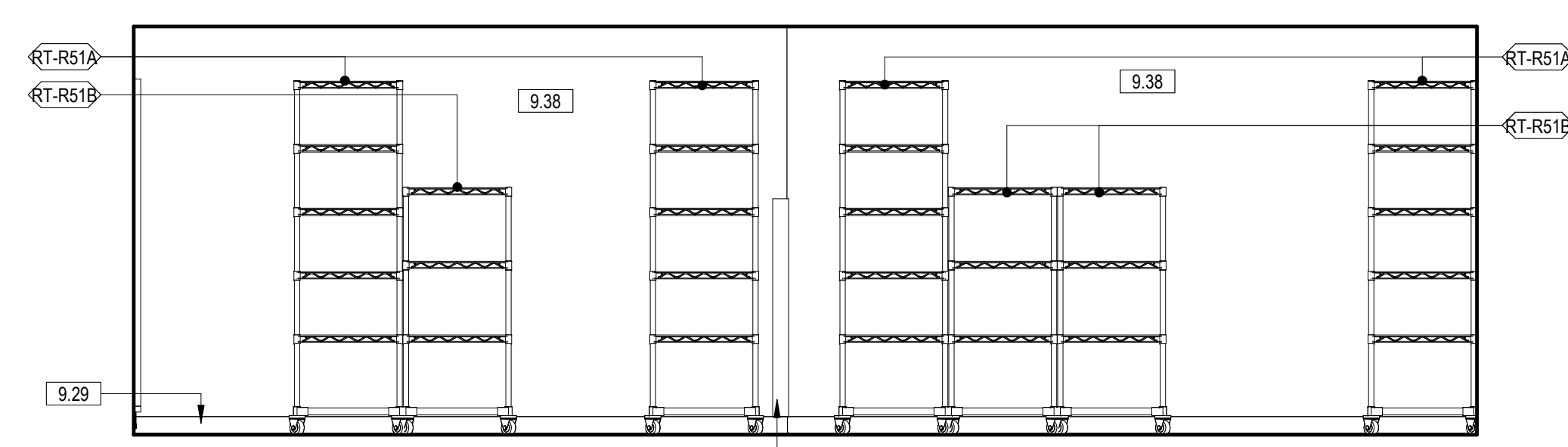
**FULLY SPRINKLERED
100% BID SET**

| NO. | REVISION DESCRIPTION | DATE | CONSULTANTS: | | | ARCHITECT: | SPUR # 2016 | STAMP: | Drawing Title | Project Title | Project Number |
|-----|----------------------|------|---|--|--|--|--|---------------------------------|--|-----------------------|--------------------------------|
| | | | STRUCTURAL / CIVIL ENGINEER H2B, INC. 1225 N. LOOP WEST, SUITE 800 HOUSTON, TX 77008 (713) 864-2900 | MECH / ELEC / PLUMB / TECH ENGR SPUR DESIGN 25219 MADISON AVENUE, SUITE 100 KANSAS CITY, MO 64108 (913) 969-7200 | FIRE PROTECTION ENGINEER POOLE FIRE PROTECTION, INC. 19910 WEST 161ST STREET OLATHE, KANSAS 66062 (913) 829-8690 | SPUR DESIGN | SPUR DESIGN, LLC 312 SW 25TH STREET Oklahoma City, OK 73109 (405) 842-6100 | WALL SECTIONS | CONSTRUCT INFILL OF BUILDING 26 AND RENOVATE SPECIALTY CARE CLINICS | 589-704 | |
| | | | INDUSTRIAL HYGIENIST RIVERFRONT HEALTH & SAFETY 1150 OLIVE STREET, HOUSTON, TX 77008 (314) 436-9492 | HEALTHCARE PLANNER INNOVA GROUP 3190 N. SIWAN ROAD TUCSON, AZ 85712 (520) 886-8650 | PHYSICAL SECURITY FORCE PROTECT 10901 FRONT BEACH ROAD, STE 1415 PANAMA CITY, FL 32407 (502) 836-4232 | VA Health Care System Approval: | | VA Health Care System Approval: | Location 5500 EAST KELLOGG AVENUE WICHITA, KANSAS 67218 | Building Number 26 | |
| | | | | | | | | | Date 12/21/2022 | Checked AJS | Drawing Number AE311 |
| | | | | | | | | | Drawn ECO | | Drawing # 53 OF 190 |

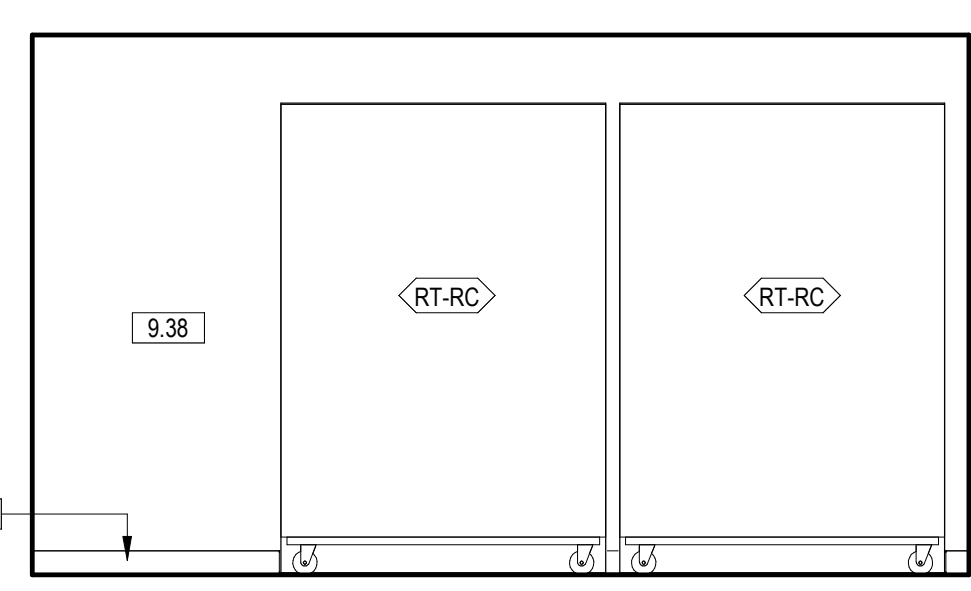


12/20/2022 9:51:33 AM

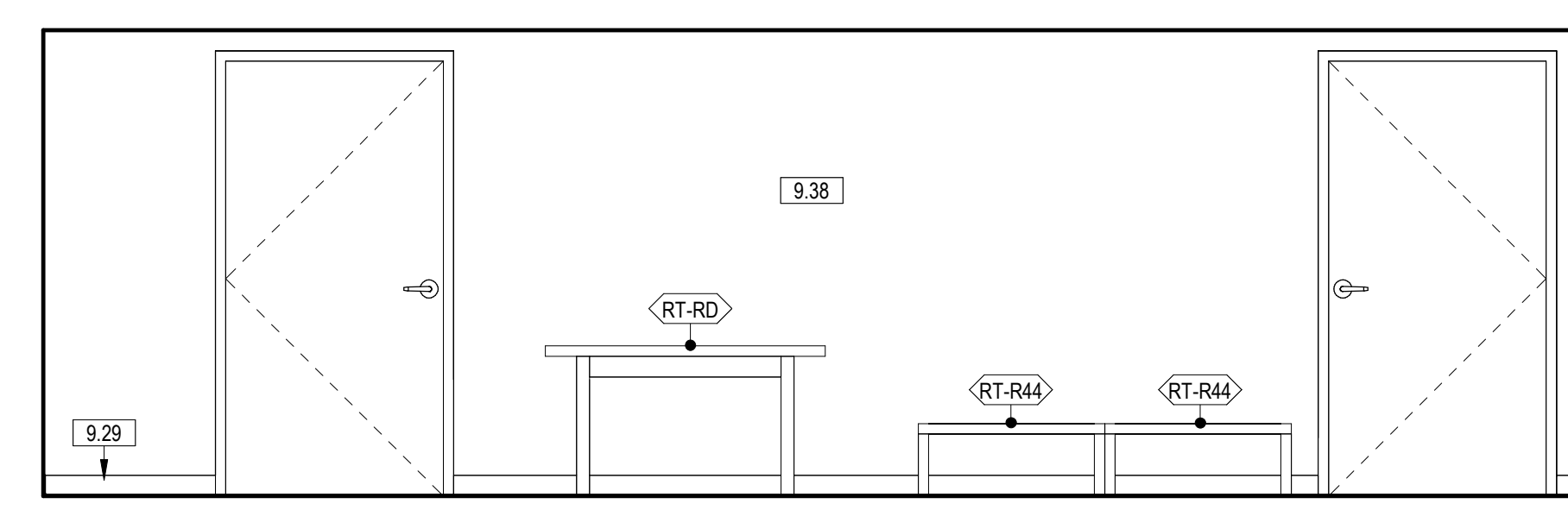
VA FORM 08-6231



9 040 RETAIL STORAGE WEST
3/8" = 1'-0" 1/ AE403



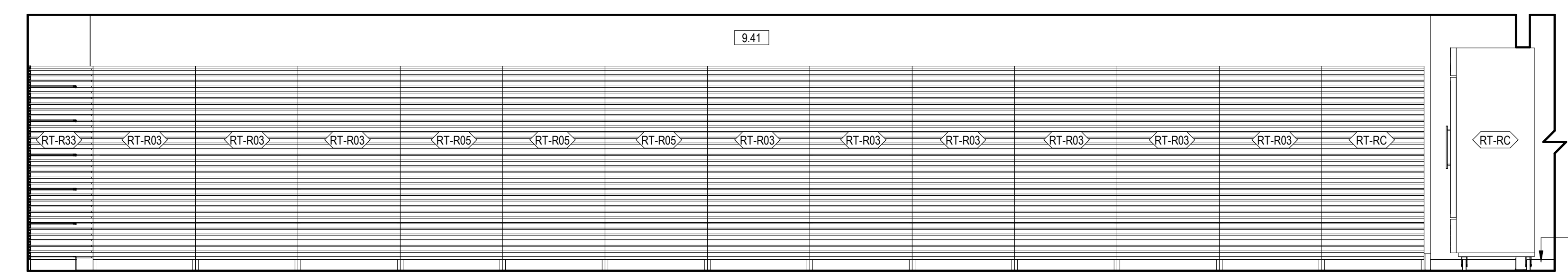
8 040 RETAIL STORAGE SOUTH
3/8" = 1'-0" 1/ AE403



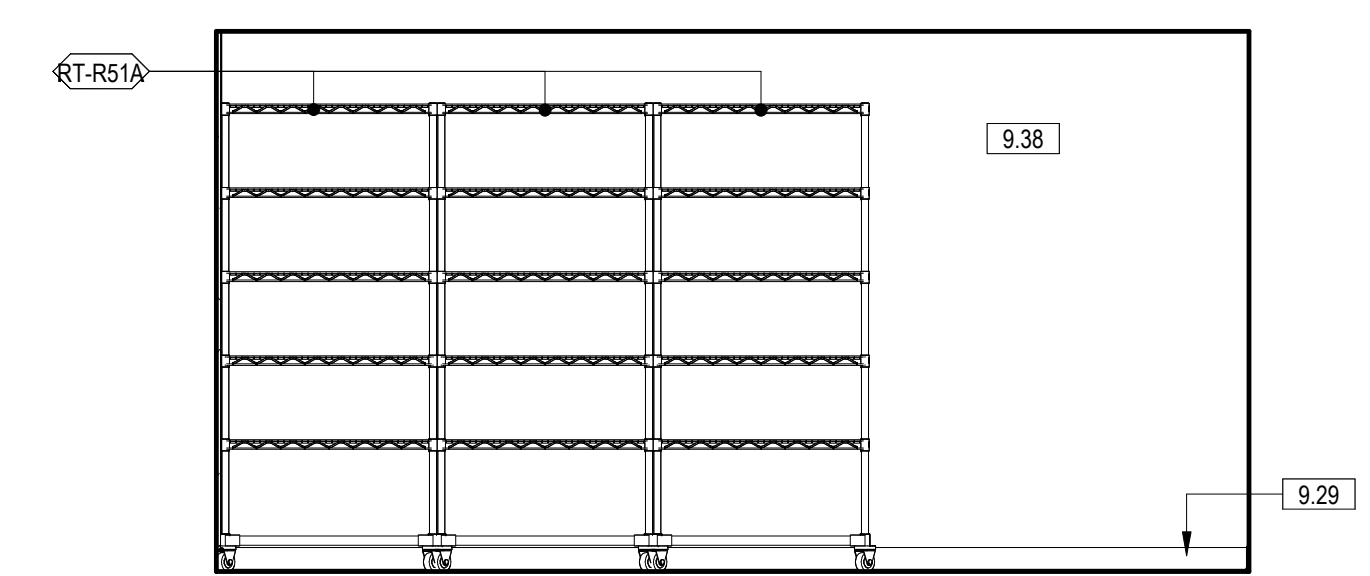
7 040 RETAIL STORAGE EAST
3/8" = 1'-0" 1/ AE403

| EQUIPMENT SCHEDULE - PHASE ONE | | |
|--------------------------------|--|-----|
| TAG | NAME | ACQ |
| A1000 | FIRE EXTINGUISHER CABINET, RECESSED | C/C |
| A1012 | TELEPHONE, WALL MOUNTED | V/V |
| A1030 | LOCKER, 2 PERSON, OVER/UNDER | V/V |
| A1066 | MIRROR, FLOAT GLASS | C/C |
| A1203 | LIFT SYSTEM, OVERHEAD, BARIATRIC | C/C |
| A5075 | DISPENSER, SOAP, DISPOSABLE | V/V |
| A5077 | DISPENSER, HAND SANITIZER, HANDS FREE | V/V |
| A5080 | DISPENSER, PAPER TOWEL | C/C |
| A5082 | DISPENSER, PAPER TOWEL, SENSOR, HANDS FREE | V/V |
| A5090 | DISPOSAL, SANITARY NAPKIN | C/C |
| A5106 | WASTE DISPOSAL UNIT, SHARPS WITH GLOVE DISPENSER | V/V |
| A5107 | DISPENSER, GLOVE, SURGICAL-EXAMINATION | V/V |
| A5109 | GRAB BAR, 1 1/4" DIA., 2 WALL, W/C ACCESSIBLE | C/C |
| A5135 | SHELF, UTILITY W/ MOP/BROOM HOLDERS, SURF MNTD | C/C |
| A5145 | HOOK, GARMENT, DOUBLE | C/C |
| A5200 | DISPENSER, TOILET ROLL | C/C |
| A6046 | ARTWORK, DECORATIVE, W/FRAME | V/V |
| C-11 | REGISTER STAND, ONE TRAY SLIDE | V/C |
| C-12 | REGISTER STAND, ONE TRAY SLIDE | V/C |
| C-13 | REGISTER STAND, TWO TRAY SLIDES | V/C |
| C-B01 | CANTEEN, BEVERAGES | V/C |
| C-B07 | CUP DISPENSER | V/V |
| C-B08 | BEVERAGE DISPENSER | V/C |
| C-B08A | ICE MACHINE | - |
| C-B09 | TEA BREWER | V/C |
| C-B10 | COFFEE BREWER | V/C |
| C-B13 | COFFEE CREAMER DISPENSER | V/C |
| C-C1 | CONDIMENT STAND | V/C |
| C-CE13 | BROASTER PRESSURE FRYER | - |
| C-CE16 | DUMPING TABLE | - |
| C-ES1 | CANTEEN, ENTREES & SIDES | V/C |
| C-FA7 | REFRIGERATOR WORK TABLE | V/C |
| C-K4 | CONVECTION OVEN WITH STAND | V/C |
| C-K12 | RANGE WITH OVEN | V/C |

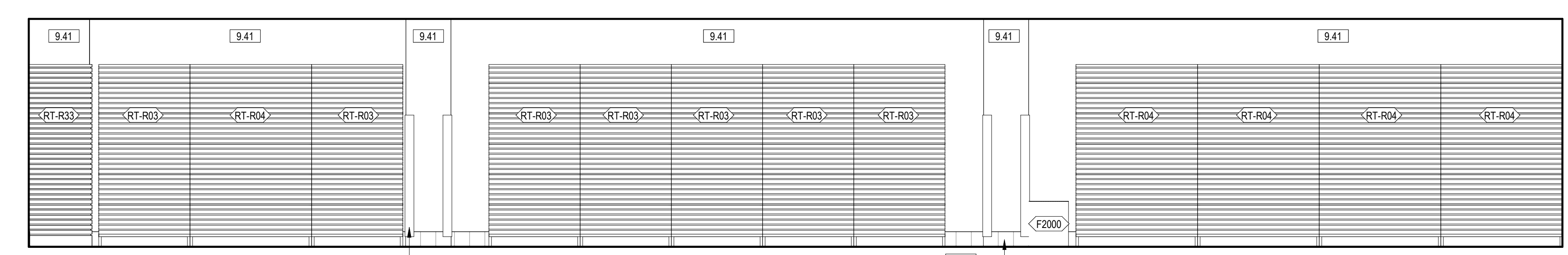
| EQUIPMENT SCHEDULE - PHASE ONE | | |
|--------------------------------|---|-----|
| TAG | NAME | ACQ |
| C-K13 | COOKING & HOLDING OVEN | V/C |
| C-K14 | SINGLE DOOR | V/V |
| C-K15 | REFRIGERATED SELF-SERVER CASE | V/C |
| C-K28 | DISH WASH SINK W/ DISPOSER | V/V |
| C-K35 | POT & PAN RACK | V/C |
| C-K38 | WORK TABLE WITH DRAWER & OVERHEAD SHELF | V/C |
| C-K42 | MOBILE SHELF | V/C |
| C-K46 | ICE MACHINE | - |
| C-K47 | ICE BIN | - |
| C-K48 | FOOD PROCESSOR | V/V |
| C-K50 | TOASTER | V/V |
| C-K51 | DISHWASHER MACHINE | V/C |
| C-OG1 | CANTEEN, OFF THE GRILL | V/C |
| C-OG3 | 1 DRAWER WARMER, BUILT IN | V/C |
| C-OG4 | HEATED SHELF, BUILT IN | V/C |
| C-OG5 | DUMP TABLE, WITH HEAT LAMP | V/C |
| C-OG8 | HOLDING BIN | V/C |
| C-OG9 | FREEZER WORK TABLE | V/C |
| C-OG11 | GRIDDLE | V/C |
| C-OG14 | FRYER, ELECTRIC | V/C |
| C-T1 | TRASH COMPACTOR | V/V |
| E0703 | TABLE, ADJUSTABLE HEIGHT | V/V |
| E0915 | LOCKER, SUPPLY, MEDICATION, WALL MOUNTED | C/C |
| E0945 | CART, COMPUTER, MOBILE | V/V |
| E0948 | CART GENERAL STORAGE, MOBILE | V/V |
| E0948 | CART, STORAGE | V/V |
| F0210 | SIDE CHAIR WITHOUT ARMS | V/V |
| F0225 | CHAIR, DINING ROOM | V/V |
| F0275 | CHAIR, SWIVEL, HIGH BACK | V/V |
| F0280 | CHAIR, SWIVEL, LOW BACK | V/V |
| F0340 | STOOL, SELF ADJUSTING | V/V |
| F0505 | MOP BUCKET WITH WRINGER | V/V |
| F0795 | TABLE, DINING, 30" X 42" | V/V |
| F0795 | TABLE, DINING, 42" X 42" | V/V |
| F2000 | BASKET, WASTEPAPER | V/V |
| F2010 | BASKET, WASTEPAPER, STEP-ON | V/V |
| F2020 | CAN, TRASH, 44 GAL | V/V |
| F3050 | WHITEBOARD, DRY ERASE | C/C |
| F3200 | CLOCK, BATTERY, 12" | V/V |
| L1931 | ANALYZER, BLOOD GAS | V/V |
| M0720 | ANALYZER, PULMONARY FUNCTION, WITH COMPUTER | V/V |
| M1801 | COMPUTER WITH FLAT PANEL MONITOR | V/V |
| M1801 | COMPUTER WITH TWO FLAT PANEL MONITORS | V/V |
| M1802 | WORKSTATION, COMPUTER, WALL MOUNTED | C/C |
| M1825 | PRINTER, COMPUTER | V/V |
| M1840 | PRINTER, COPIER, FAX COMBINATION | V/V |
| M2055 | SHELVING, STORAGE, WIRE, W. ADJUSTABLE SHELVES | V/V |
| M3070 | HAMPER, LINEN | V/V |
| M3072 | FRAME, INFECTIOUS WASTE BAG WITH LID | V/V |
| M3150 | DISTRIBUTION SYSTEM, MEDICATION | V/V |
| M4020 | SCALE, PERSON WEIGHING, HIGH CAPACITY | V/V |
| M4100 | SPHYGMOMANOMETER, ANEROID, WALL MOUNTED | V/V |
| M4116 | MONITOR, VITAL SIGNS, ON MOBILE STAND | V/V |
| M4200 | OTOSCOPE/OPHTHALMOSCOPE, WALL MOUNTED | V/V |
| M4255 | STAND, IV, ADJUSTABLE | V/V |
| M4835 | CUTTER, CAST, WITH VACUUM | V/V |
| M7401 | LIGHT, EXAM, MOBILE, SPOTLIGHT, MOBILE STAND | V/V |
| M7710 | ELECTROCARDIOGRAPH, 12 LEAD, PORTABLE, NO CART | V/V |
| M8810 | STAND, MAYO | V/V |
| M9025 | TABLE, EXAMINATION/TREATMENT WITH CABINET | V/V |
| R4650 | ICE MAKE, FLAKED, WITH DISPENSER | V/V |
| R6200 | REFRIGERATOR, U-C OR F-S | V/V |
| RT-R03 | RETAIL STORE, SHELVING, 36" X 18" WALL SHELVING | V/V |
| RT-R04 | RETAIL STORE, SHELVING, 48" X 18" WALL SHELVING | V/V |
| RT-R05 | RETAIL STORE, SHELVING, 36" X 24" WALL SHELVING | V/V |
| RT-R17 | RETAIL STORE, SHELVING, 36" X 18" END DISPLAY | V/V |
| RT-R22 | RETAIL STORE, SHELVING, 36" X 36" ISLAND | V/V |
| RT-R33 | RETAIL STORE, SHELVING, BOX CORNER | V/V |
| RT-R44 | RETAIL DUNNAGE RACKS | V/V |
| RT-R51A | RETAIL MOBILE SHELVING, END | V/V |
| RT-R51B | RETAIL MOBILE SHELVING | V/V |
| RT-RB | RETAIL FOUR WAY RACK | V/V |
| RT-RC | DOUBLE HALF DOORS, SOLID BELOW, GLASS ABOVE | V/V |
| RT-RD | RETAIL MARKING TABLE | V/C |
| RT-XX | REGISTER STAND, VENDOR | V/C |
| U0007 | DISPENSER, DISINFECTANT WIPES | V/V |
| X2125 | EDGE ULTRA MACHINE | V/V |



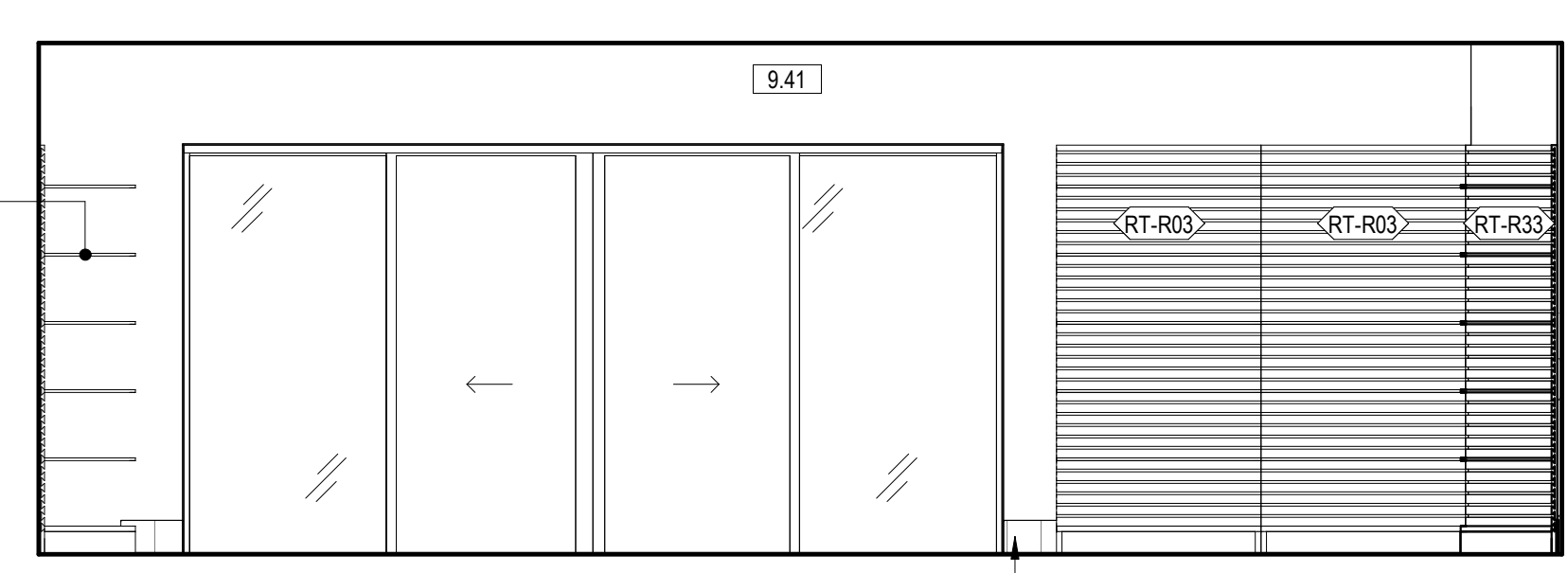
6 039 RETAIL STORE WEST
3/8" = 1'-0" 1/ AE402



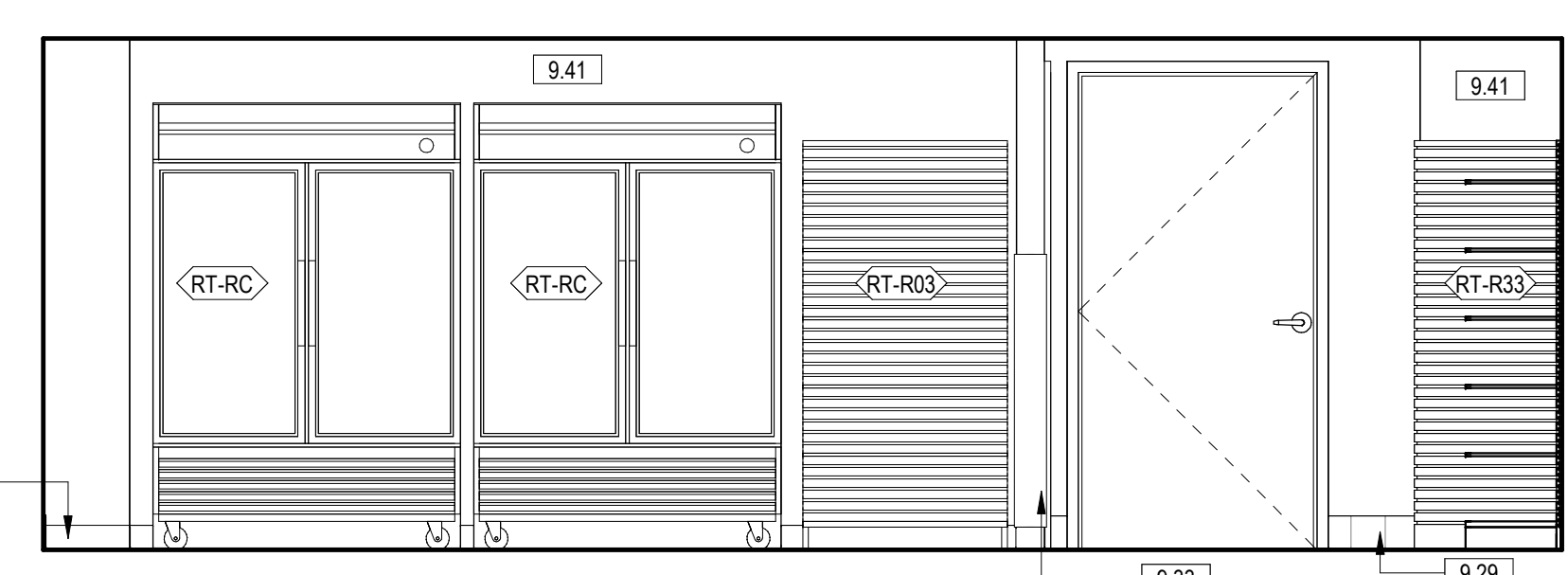
5 040 RETAIL STORAGE NORTH
3/8" = 1'-0" 1/ AE403



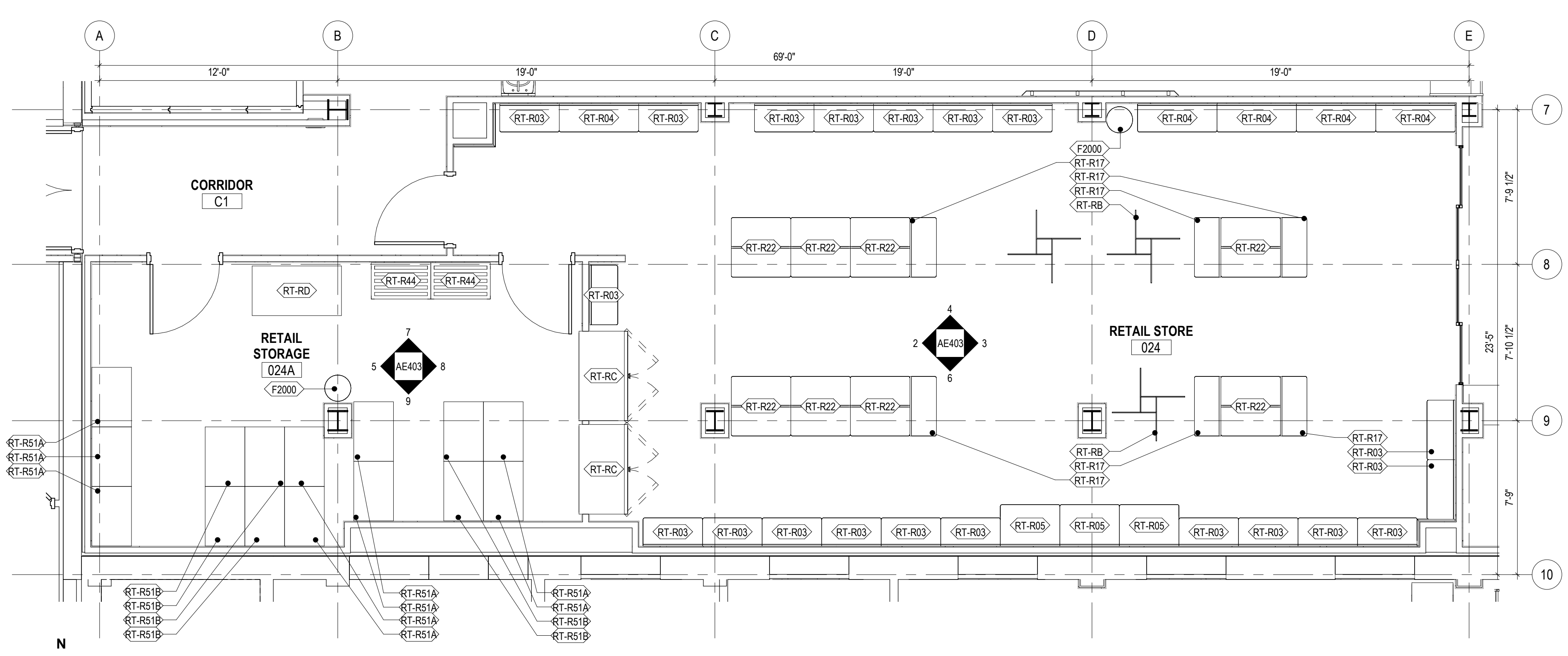
4 039 RETAIL STORE EAST
3/8" = 1'-0" 1/ AE402



3 039 RETAIL STORE SOUTH
3/8" = 1'-0" 1/ AE401



2 039 RETAIL STORE NORTH
3/8" = 1'-0" 1/ AE403



1 039 RETAIL STORE AND 040 RETAIL STORAGE
1/4" = 1'-0" 1/ AE115

| GENERAL ENLARGED PLAN AND INTERIOR ELEVATION NOTES - PHASE ONE | |
|--|---|
| 1. | REFERENCE SHEET G001 FOR TOILET ROOM ACCESSORY MOUNTING HEIGHTS |
| 2. | REFERENCE PLUMBING DRAWINGS FOR PLUMBING FIXTURE TYPES |
| 3. | ALL OUTSIDE EDGES OF WALL TILE TO RECEIVE METAL TRANSITION STRIP FOR OUTSIDE EDGES (TS3) |
| 4. | TRANSITIONS FROM PORCELAIN FLOOR TILE (PT1) TO PORCELAIN WALL TILE (PT2) TO RECEIVE METAL TRANSITION STRIP FOR COVE BASES (TS5) |
| 5. | EQUIPMENT TAGS BEGINNING WITH THE PREFIX (C-) ARE REPRESENTATIVE OF CANTEEN SERVICE EQUIPMENT |

| KEYNOTE LEGEND | |
|----------------|---|
| 9.29 | BASE AS SCHEDULED |
| 9.33 | OS1, REFERENCE SHEET AF711 FOR FINISH LEGEND AND FINISH SCHEDULES |
| 9.34 | OG2, REFERENCE SHEET AF711 FOR FINISH LEGEND AND FINISH SCHEDULES |
| 9.38 | P2, REFERENCE SHEET AF711 FOR FINISH LEGEND AND FINISH SCHEDULES |
| 9.41 | PS, REFERENCE SHEET AF711 FOR FINISH LEGEND AND FINISH SCHEDULES |

FULLY SPRINKLERED
100% BID SET

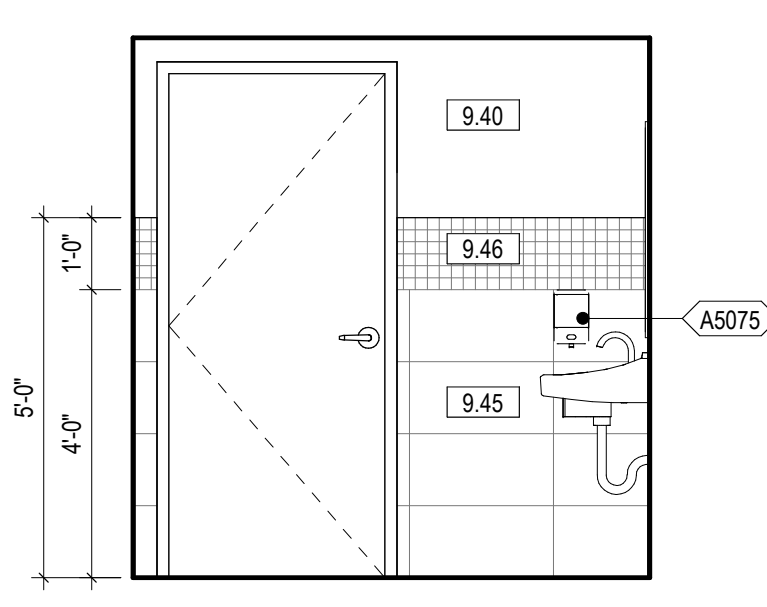
| | | | | | | | | | |
|-----|----------------------|------------|---|--|---|---|--|---|---|
| NO. | REVISION DESCRIPTION | DATE | CONSULTANTS: STRUCTURAL / CIVIL ENGINEER H2B, INC. 1225 N. LOOP WEST, SUITE 800 HOUSTON, TX 77008 (713) 964-2900 INDUSTRIAL HYGIENIST RIVERFRONT HEALTH & SAFETY 1150 OLIVE STREET, ST. LOUIS, MO 63101 (314) 436-9492 | ARCHITECT: SPUR DESIGN, LLC 312 SW 25TH STREET Oklahoma City, OK 73109 (405) 842-6100 <small>KS ARCH REG. NO. A-930, EXP. 12/31/2023 KS ENGR REG. NO. E-2586, EXP. 12/31/2023</small> | STAMP: Beth A. Spurr 6728 11.11.2022 ARCHITECT | Drawing Title PHASE ONE - ENLARGED PLANS & INTERIOR ELEVATIONS VA Health Care System Approval: | Project Title CONSTRUCT INFILL OF BUILDING 26 AND RENOVATE SPECIALTY CARE CLINICS Location 5500 EAST KELLOGG AVENUE WICHITA, KANSAS 67218 | Project Number 589-704 Building Number 26 Drawing Number AE403 Drawing # 56 OF 190 | Veterans Health Administration |
| | DATE | CHECKED | | | | | | | |
| | | 12/21/2022 | AJS | SNP | | | | | |

12/20/2022 9:51:48 AM

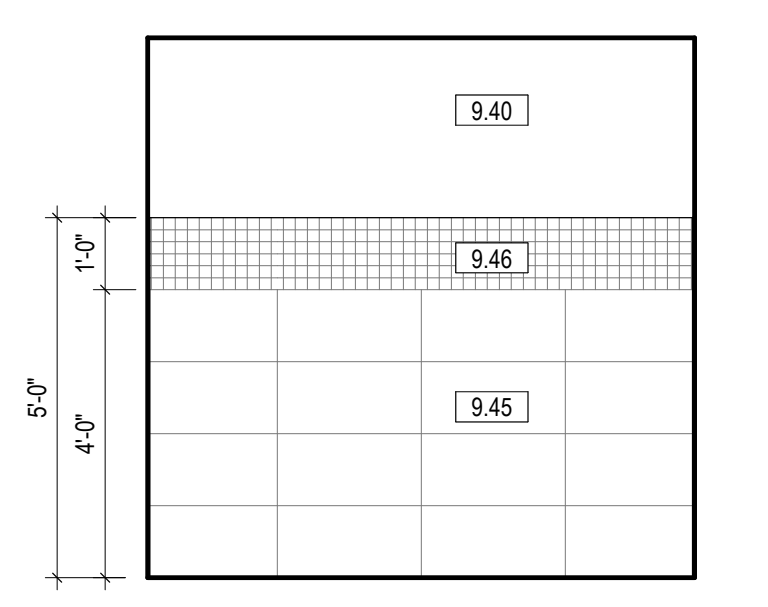
VA FORM 08-6231

| EQUIPMENT SCHEDULE - PHASE ONE | | |
|--------------------------------|--|-----|
| TAG | NAME | ACQ |
| A1000 | FIRE EXTINGUISHER CABINET, RECESSED | C/C |
| A1012 | TELEPHONE, WALL MOUNTED | V/V |
| A1030 | LOCKER, 2 PERSON, OVER/UNDER | V/V |
| A1066 | MIRROR, FLOAT GLASS | C/C |
| A1203 | LIFT SYSTEM, OVERHEAD, BARIATRIC | C/C |
| A5075 | DISPENSER, SOAP, DISPOSABLE | V/V |
| A5077 | DISPENSER, HAND SANITIZER, HANDS FREE | V/V |
| A5080 | DISPENSER, PAPER TOWEL | C/C |
| A5082 | DISPENSER, PAPER TOWEL, SENSOR, HANDS FREE | V/V |
| A5090 | DISPOSAL, SANITARY NAPKIN | C/C |
| A5106 | WASTE DISPOSAL UNIT, SHARPS WITH GLOVE DISPENSER | V/V |
| A5107 | DISPENSER, GLOVE, SURGICAL-EXAMINATION | V/V |
| A5109 | GRAB BAR, 1 1/4" DIA., 2 WALL, W/C ACCESSIBLE | C/C |
| A5135 | SHELF, UTILITY W/ MOP/BROOM HOLDERS, SURF MNTD | C/C |
| A5145 | HOOK, GARMENT, DOUBLE | C/C |
| A5200 | DISPENSER, TOILET ROLL | C/C |
| A6046 | ARTWORK, DECORATIVE, W/FRAME | V/V |
| C-11 | REGISTER STAND, ONE TRAY SLIDE | V/C |
| C-12 | REGISTER STAND, ONE TRAY SLIDE | V/C |
| C-13 | REGISTER STAND, TWO TRAY SLIDES | V/C |
| C-B01 | CANTEEN, BEVERAGES | V/C |
| C-B07 | CUP DISPENSER | V/V |
| C-B08 | BEVERAGE DISPENSER | V/C |
| C-B08A | ICE MACHINE | - |
| C-B09 | TEA BREWER | V/C |
| C-B10 | COFFEE BREWER | V/C |
| C-B13 | COFFEE CREAMER DISPENSER | V/C |
| C-C1 | CONDIMENT STAND | V/C |
| C-CE13 | BROASTER PRESSURE FRYER | - |
| C-CE16 | DUMPING TABLE | - |
| C-ES1 | CANTEEN, ENTREES & SIDES | V/C |
| C-FA7 | REFRIGERATOR WORK TABLE | V/C |
| C-K4 | CONVECTION OVEN WITH STAND | V/C |
| C-K12 | RANGE WITH OVEN | V/C |

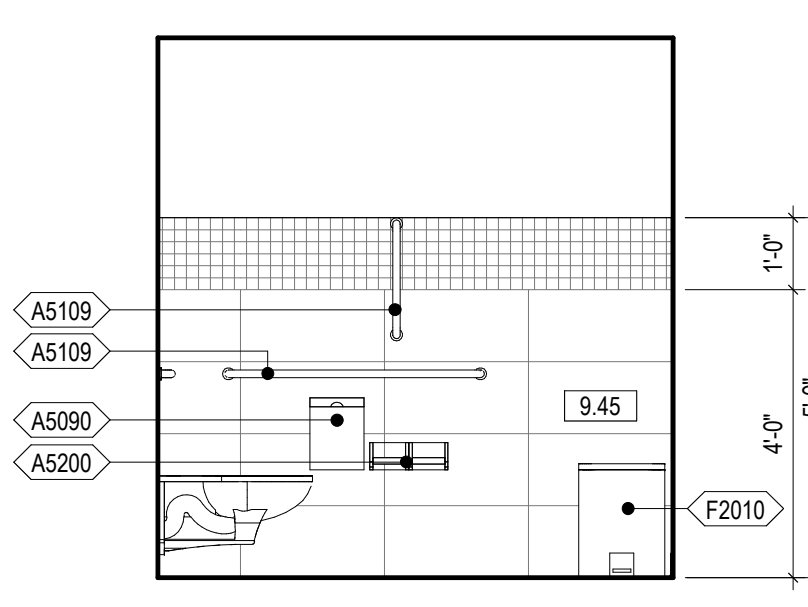
| EQUIPMENT SCHEDULE - PHASE ONE | | |
|--------------------------------|---|-----|
| TAG | NAME | ACQ |
| C-K13 | COOKING & HOLDING OVEN | V/C |
| C-K14 | SINGLE DOOR | V/V |
| C-K15 | REFRIGERATED SELF-SERVICE CASE | V/C |
| C-K28 | DISH WASH SINK W/ DISPOSER | V/V |
| C-K35 | POT & PAN RACK | V/C |
| C-K38 | WORK TABLE WITH DRAWER & OVERHEAD SHELF | V/C |
| C-K42 | MOBILE SHELF | V/C |
| C-K46 | ICE MACHINE | - |
| C-K47 | ICE BIN | - |
| C-K48 | FOOD PROCESSOR | V/V |
| C-K50 | TOASTER | V/V |
| C-K51 | DISHWASHER MACHINE | V/C |
| C-OG1 | CANTEEN, OFF THE GRILL | V/C |
| C-OG3 | 1 DRAWER WARMER, BUILT IN | V/C |
| C-OG4 | HEATED SHELF, BUILT IN | V/C |
| C-OG5 | DUMP TABLE, WITH HEAT LAMP | V/C |
| C-OG8 | HOLDING BIN | V/C |
| C-OG9 | FREEZER WORK TABLE | V/C |
| C-OG11 | GRIDDLE | V/C |
| C-OG14 | FRYER, ELECTRIC | V/C |
| C-T1 | TRASH COMPACTOR | V/V |
| E0703 | TABLE, ADJUSTABLE HEIGHT | V/V |
| E0915 | LOCKER, SUPPLY, MEDICATION, WALL MOUNTED | V/V |
| E0945 | CART, COMPUTER, MOBILE | V/V |
| E0948 | CART GENERAL STORAGE, MOBILE | V/V |
| E0948 | CART, STORAGE | V/V |
| F0210 | SIDE CHAIR WITHOUT ARMS | V/V |
| F0225 | CHAIR, DINING ROOM | V/V |
| F0275 | CHAIR, SWIVEL, HIGH BACK | V/V |
| F0280 | CHAIR, SWIVEL, LOW BACK | V/V |
| F0340 | STOOL, SELF ADJUSTING | V/V |
| F0505 | MOP BUCKET WITH WRINGER | V/V |
| F0795 | TABLE, DINING, 30" X 42" | V/V |
| F0795 | TABLE, DINING, 42" X 42" | V/V |
| F2000 | BASKET, WASTE/PAPER | V/V |
| F2010 | BASKET, WASTE/PAPER, STEP-ON | V/V |
| F2020 | CAN, TRASH, 44 GAL | V/V |
| F3050 | WHITEBOARD, DRY ERASE | C/C |
| F3200 | CLOCK, BATTERY, 12" | V/V |
| L1931 | ANALYZER, BLOOD GAS | V/V |
| M0720 | ANALYZER, PULMONARY FUNCTION, WITH COMPUTER | V/V |
| M1801 | COMPUTER WITH FLAT PANEL MONITOR | V/V |
| M1801 | COMPUTER WITH TWO FLAT PANEL MONITORS | V/V |
| M1802 | WORKSTATION, COMPUTER, WALL MOUNTED | C/C |
| M1825 | PRINTER, COMPUTER | V/V |
| M1840 | PRINTER, COPIER, FAX COMBINATION | V/V |
| M2055 | SHELVING, STORAGE, WIRE, W. ADJUSTABLE SHELVES | V/V |
| M3070 | HAMPER, LINEN | V/V |
| M3072 | FRAME, INFECTIOUS WASTE BAG WITH LID | V/V |
| M3150 | DISTRIBUTION SYSTEM, MEDICATION | V/V |
| M4020 | SCALE, PERSON WEIGHING, HIGH CAPACITY | V/V |
| M4100 | SPHYGMOMANOMETER, ANEROID, WALL MOUNTED | V/V |
| M4116 | MONITOR, VITAL SIGNS, ON MOBILE STAND | V/V |
| M4200 | OTOSCOPE/OPHTHALMOSCOPE, WALL MOUNTED | V/V |
| M4255 | STAND, IV, ADJUSTABLE | V/V |
| M4835 | CUTTER, CAST, WITH VACUUM | V/V |
| M7401 | LIGHT, EXAM, MOBILE, SPOTLIGHT, MOBILE STAND | V/V |
| M7710 | ELECTROCARDIOGRAPH, 12 LEAD, PORTABLE, NO CART | V/V |
| M8810 | STAND, MAYO | V/V |
| M9025 | TABLE, EXAMINATION/TREATMENT WITH CABINET | V/V |
| R4650 | ICE MAKE, FLAKED, WITH DISPENSER | V/V |
| R6200 | REFRIGERATOR, U-C OR F-S | V/V |
| RT-R03 | RETAIL STORE, SHELVING, 36" X 18" WALL SHELVING | V/V |
| RT-R04 | RETAIL STORE, SHELVING, 48" X 18" WALL SHELVING | V/V |
| RT-R05 | RETAIL STORE, SHELVING, 36" X 24" WALL SHELVING | V/V |
| RT-R17 | RETAIL STORE, SHELVING, 36" X 18" END DISPLAY | V/V |
| RT-R22 | RETAIL STORE, SHELVING, 36" X 36" ISLAND | V/V |
| RT-R33 | RETAIL STORE, SHELVING, BOX CORNER | V/V |
| RT-R44 | RETAIL DUNNAGE RACKS | V/V |
| RT-R51A | RETAIL MOBILE SHELVING, END | V/V |
| RT-R51B | RETAIL MOBILE SHELVING | V/V |
| RT-RB | RETAIL FOUR WAY RACK | V/V |
| RT-RC | DOUBLE HALF DOORS, SOLID BELOW, GLASS ABOVE | V/V |
| RT-RD | RETAIL MARKING TABLE | V/C |
| RT-XX | REGISTER STAND, VENDOR | V/C |
| U0007 | DISPENSER, DISINFECTANT WIPES | V/V |
| X2125 | EDGE II TRA MACHINE | V/V |



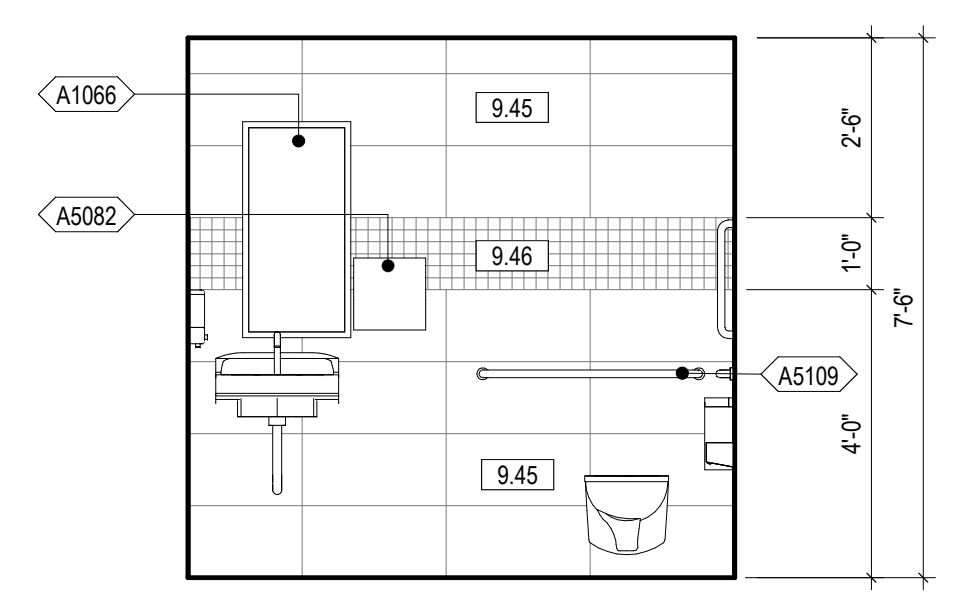
16 125 STF TLT SOUTH
3/8" = 1'-0" 2/ AE406



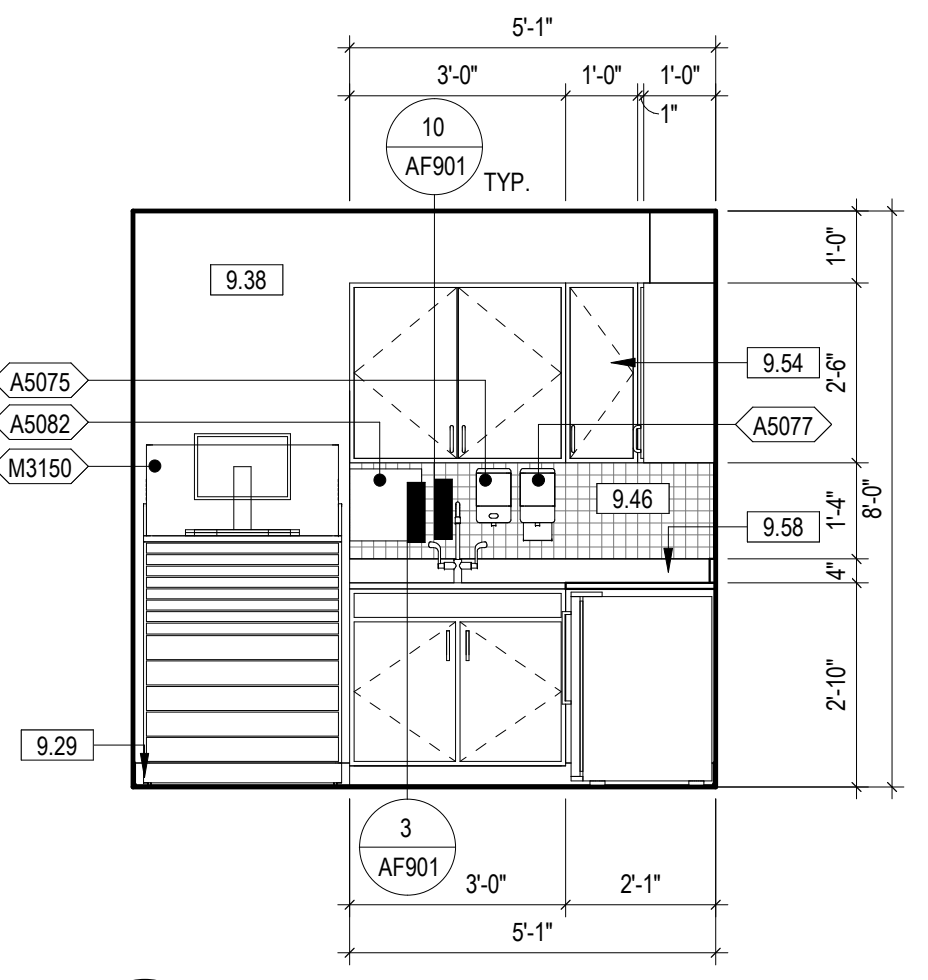
15 125 STF TLT SOUTH
3/8" = 1'-0" 2/ AE406



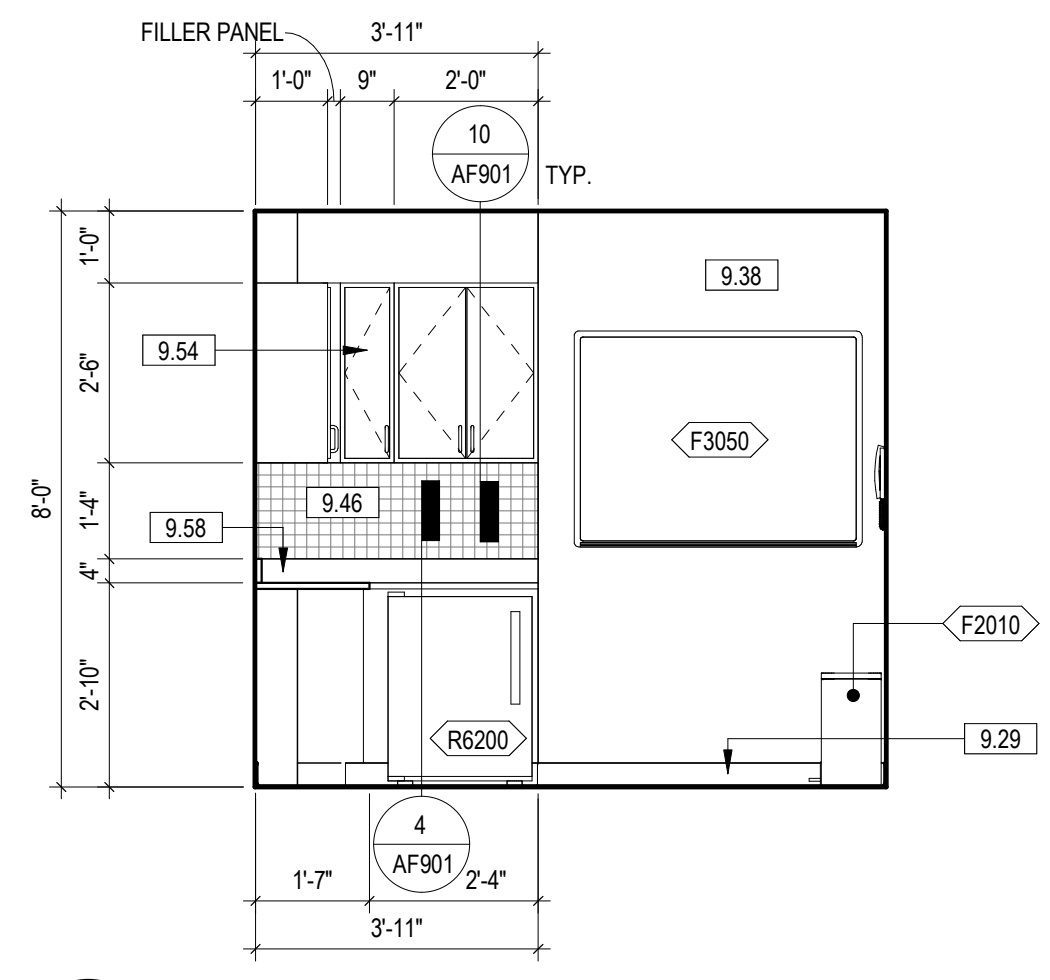
14 125 STF TLT EAST
3/8" = 1'-0" 2/ AE406



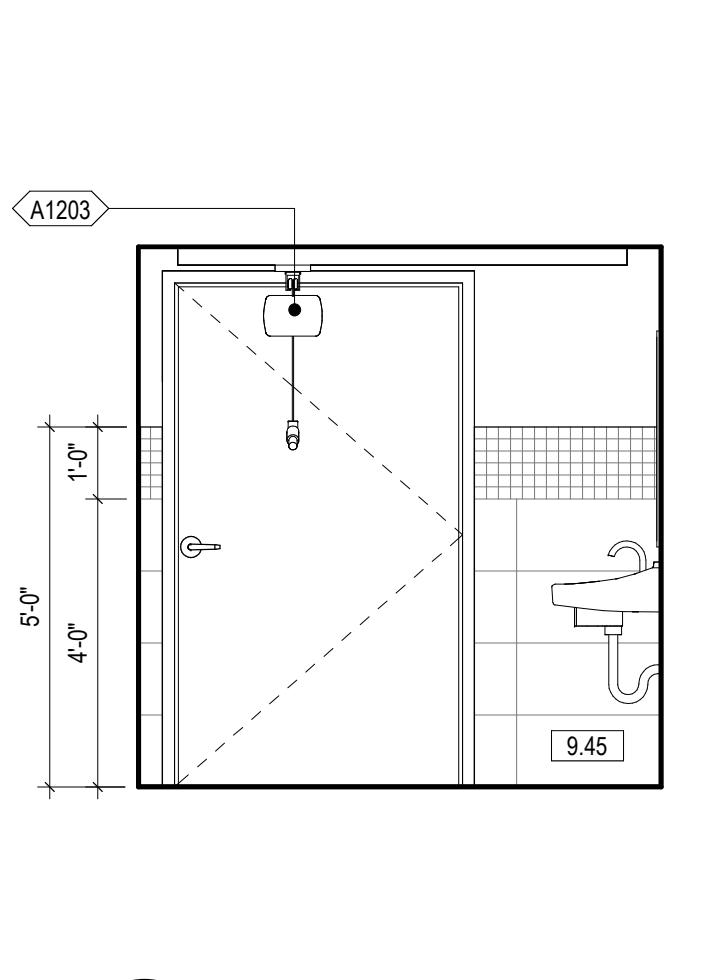
13 125 STF TLT NORTH
3/8" = 1'-0" 2/ AE406



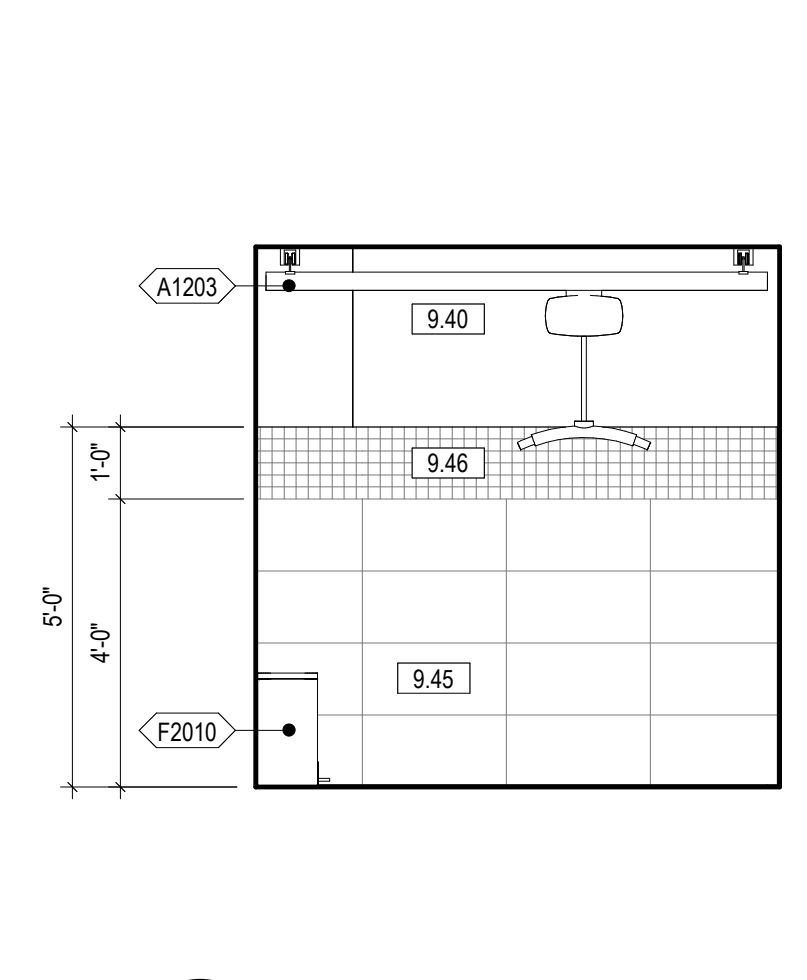
12 124 MEDICATION WEST
3/8" = 1'-0" 2/ AE406



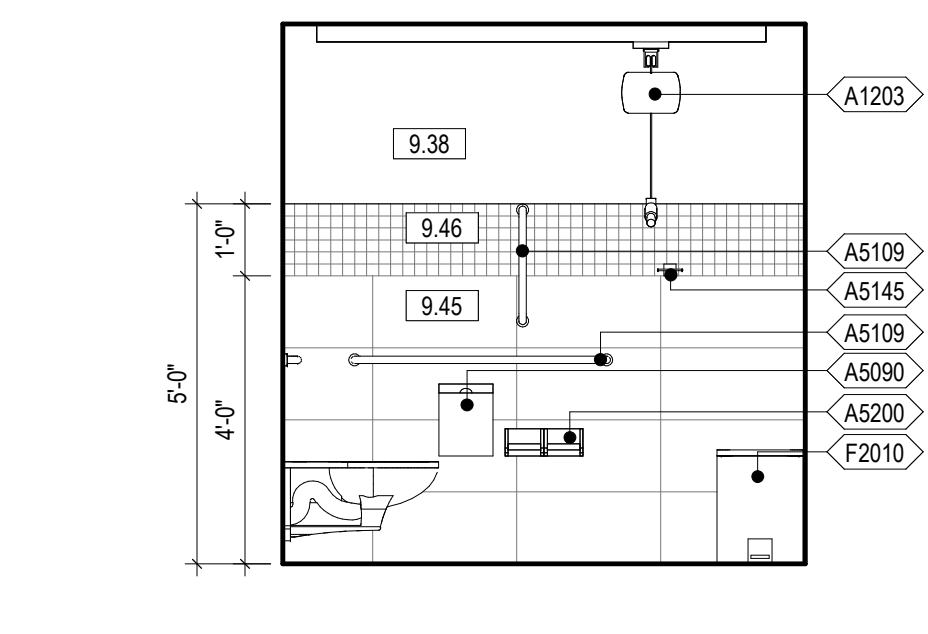
11 124 MEDICATION NORTH
3/8" = 1'-0" 2/ AE406



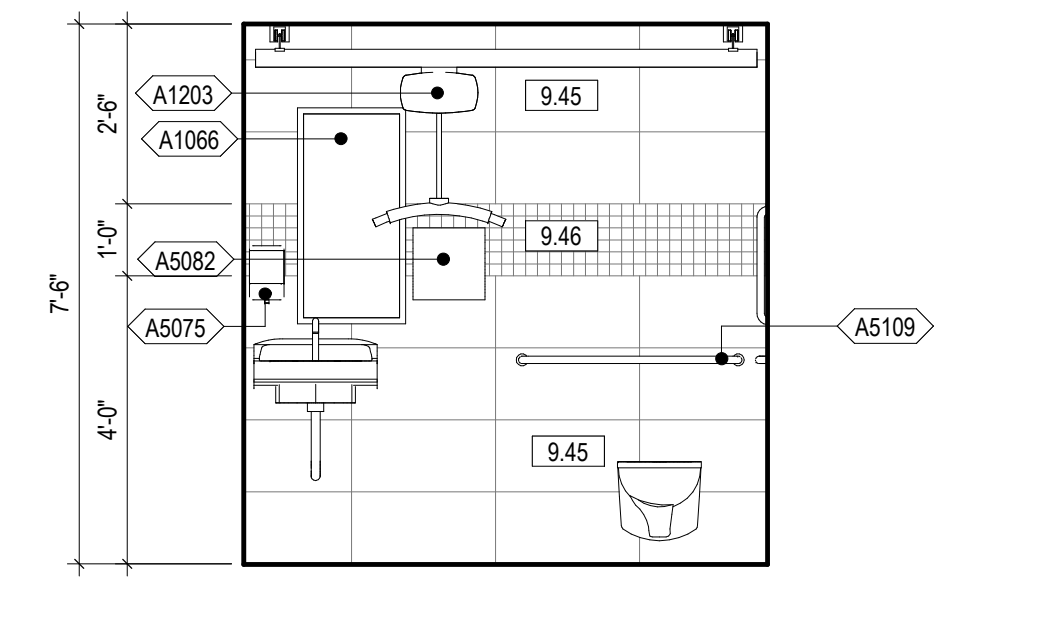
10 123B PROC TLT WEST
3/8" = 1'-0" 1/ AE406



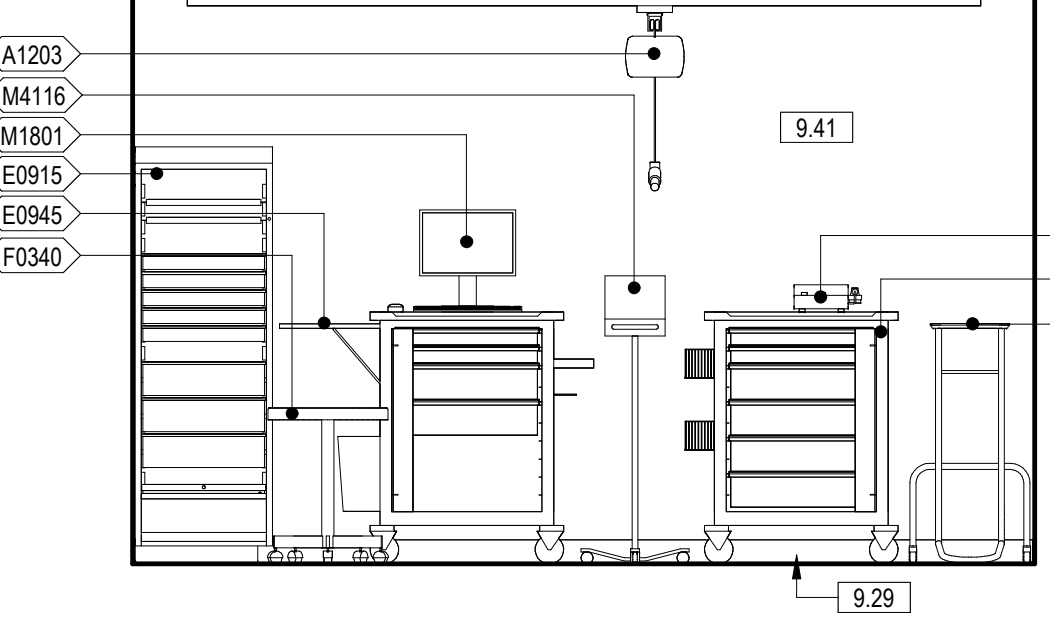
9 123B PROC TLT SOUTH
3/8" = 1'-0" 1/ AE406



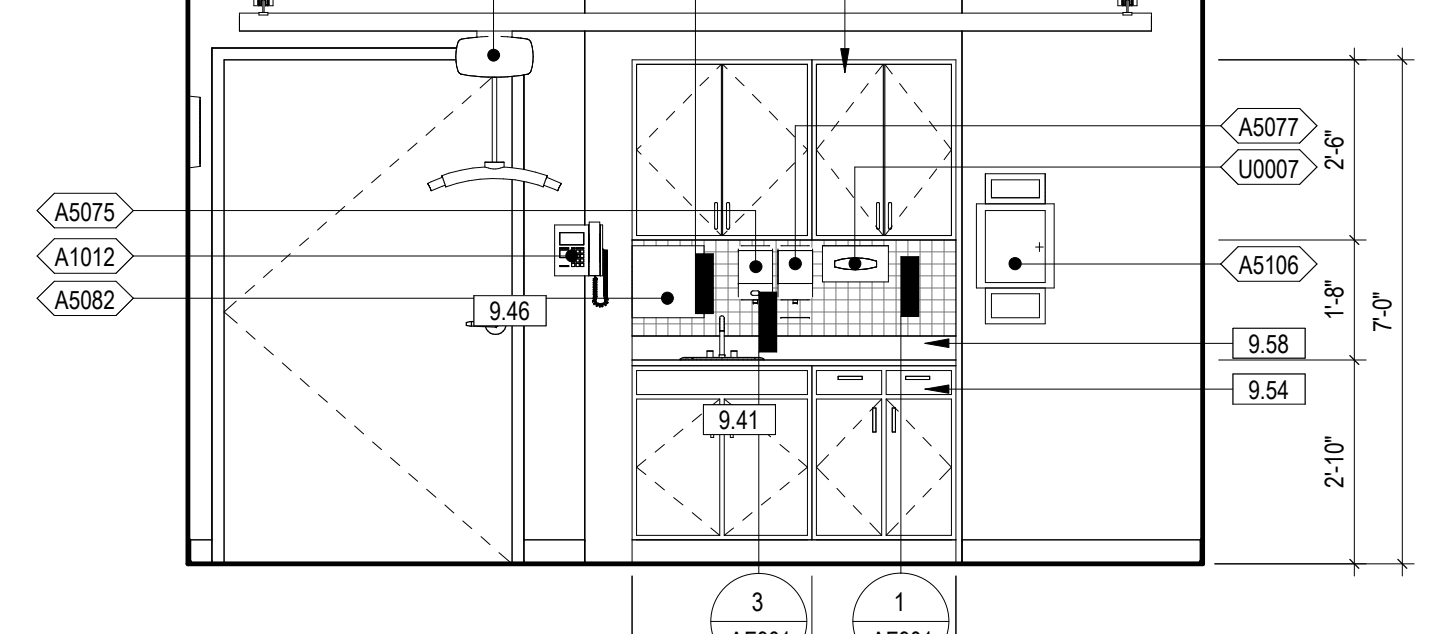
8 123B PROC TLT EAST
3/8" = 1'-0" 1/ AE406



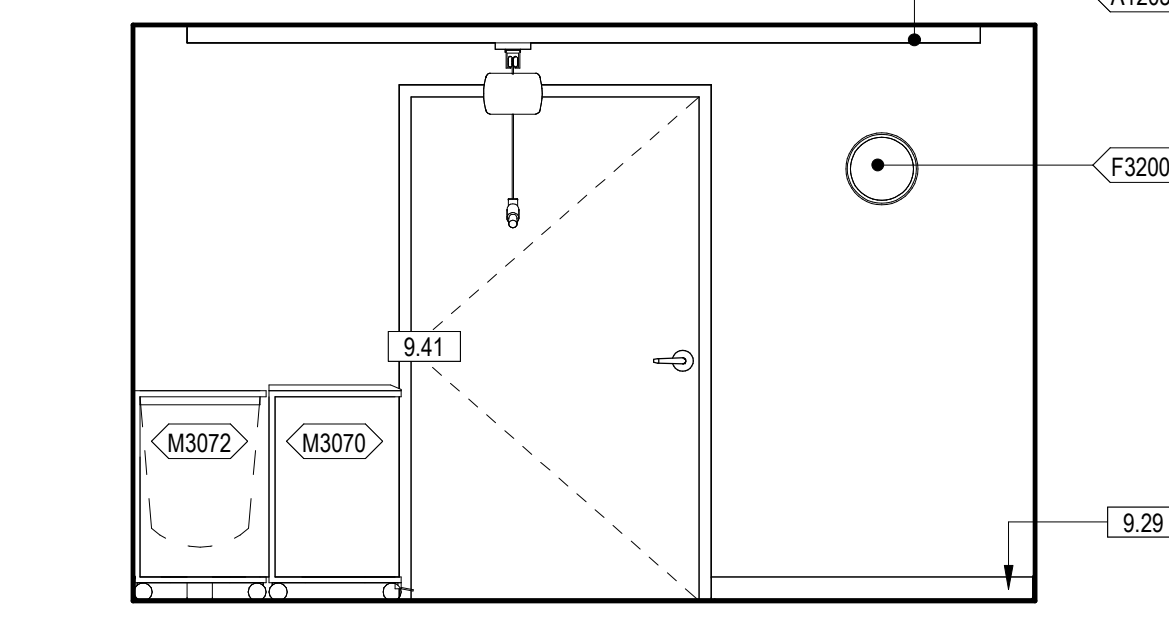
7 123B PROC TLT NORTH
3/8" = 1'-0" 1/ AE406



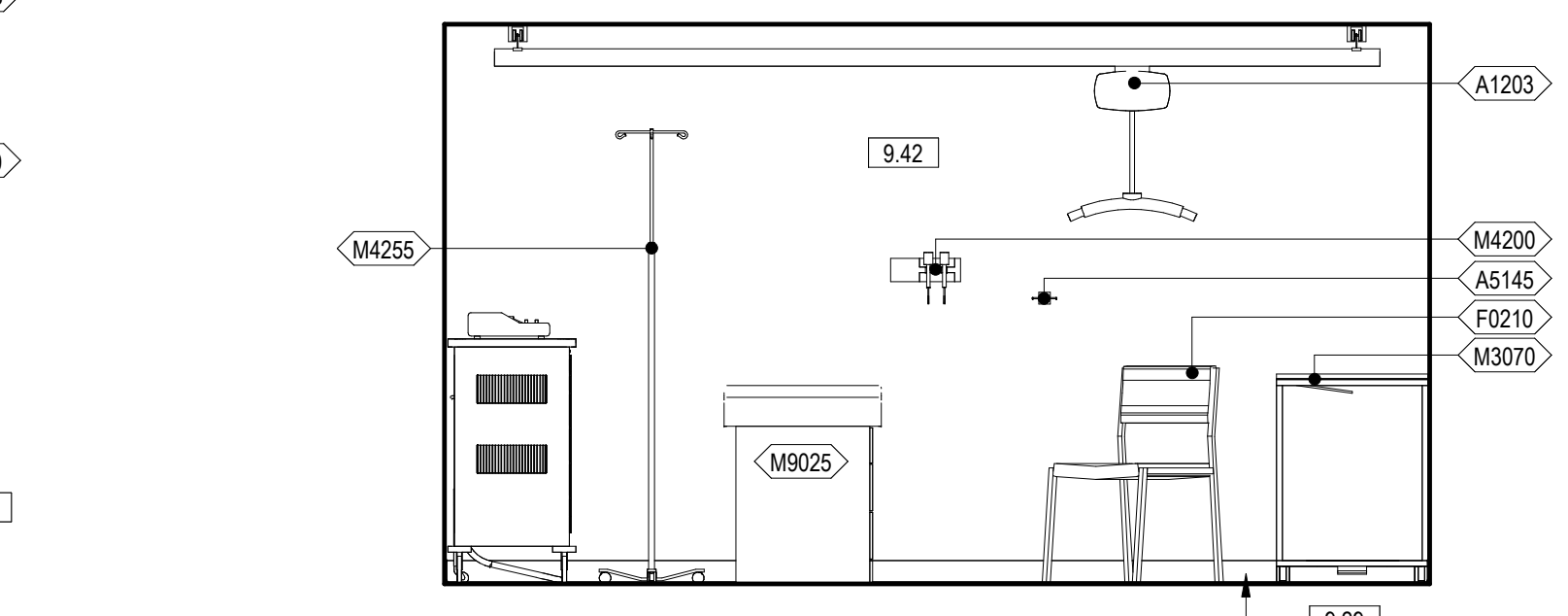
6 123A PROCEDURE ROOM WEST
3/8" = 1'-0" 1/ AE406



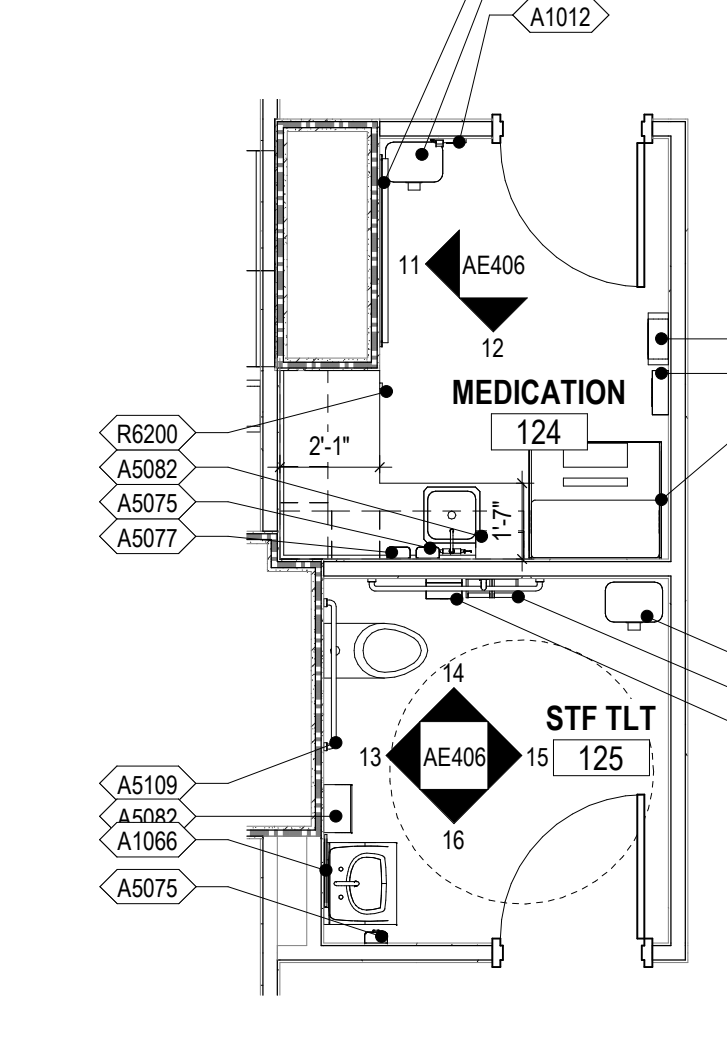
5 123A PROCEDURE ROOM SOUTH
3/8" = 1'-0" 1/ AE406



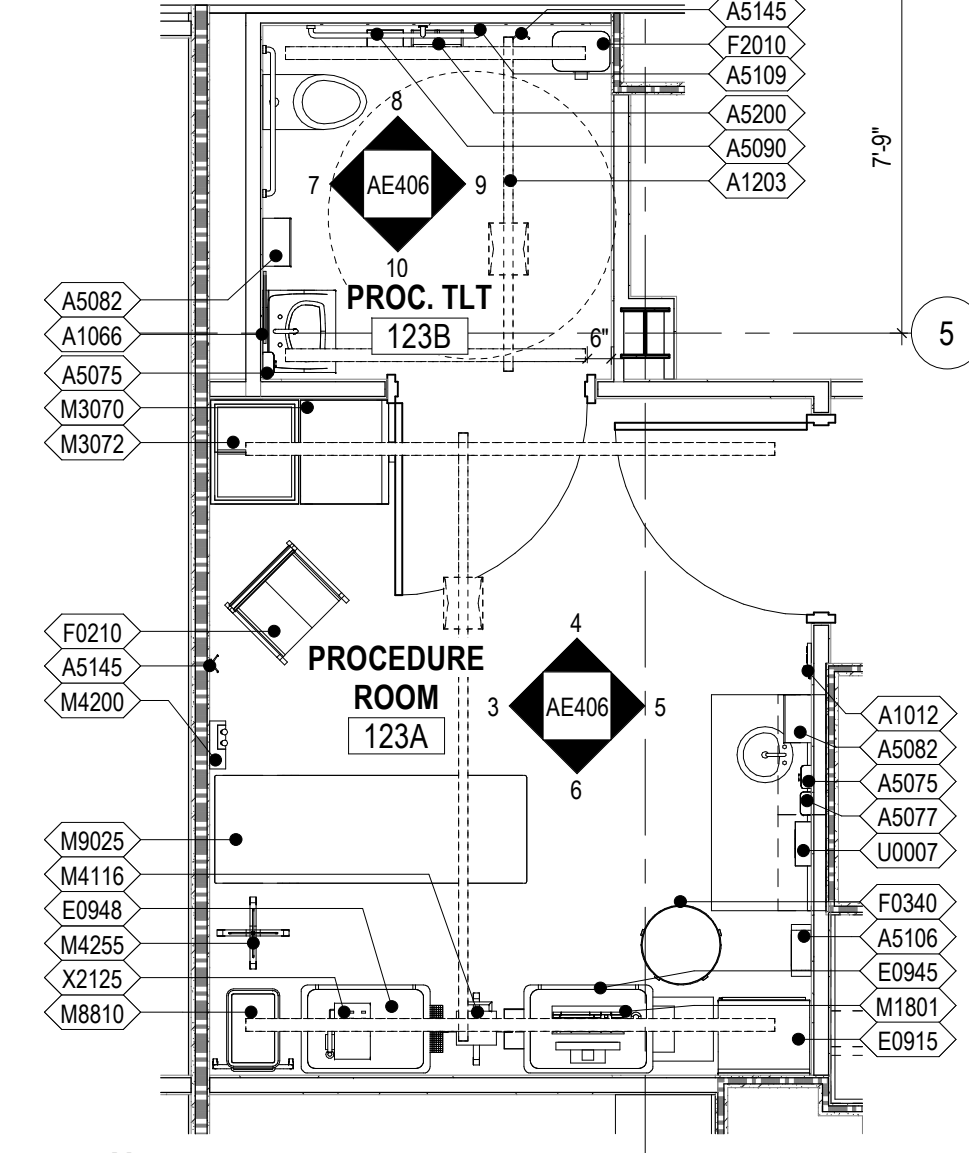
4 123A PROCEDURE ROOM EAST
3/8" = 1'-0" 1/ AE406



3 123A PROCEDURE ROOM NORTH
3/8" = 1'-0" 1/ AE406



2 124 MEDICATION & 125 STF TLT
1/4" = 1'-0" 2/ AE115



1 123A PROCEDURE ROOM
1/4" = 1'-0" 2/ AE115

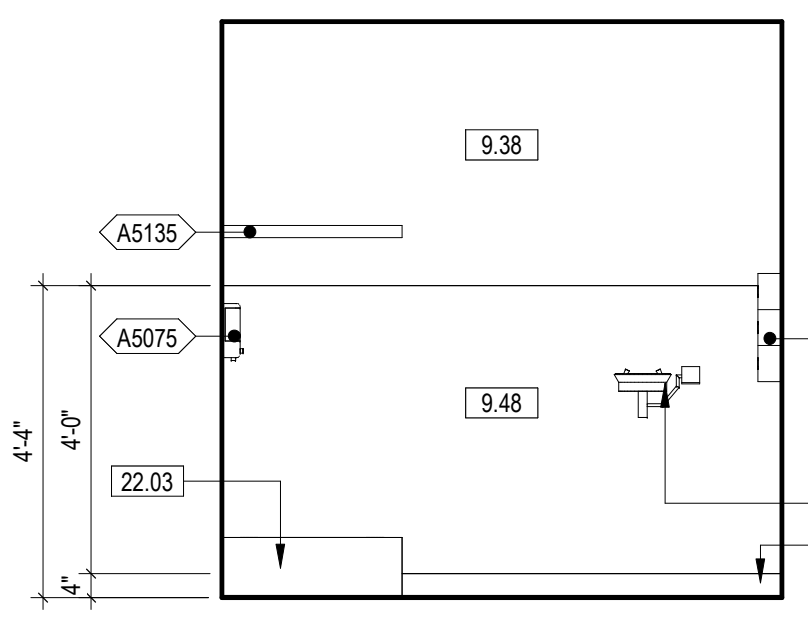
- GENERAL ENLARGED PLAN AND INTERIOR ELEVATION NOTES - PHASE ONE**
- REFERENCE SHEET G1001 FOR TOILET ROOM ACCESSORY MOUNTING HEIGHTS
 - REFERENCE PLUMBING DRAWINGS FOR PLUMBING FIXTURE TYPES.
 - ALL OUTSIDE EDGES OF WALL TILE TO RECEIVE METAL TRANSITION STRIP FOR OUTSIDE EDGES (TS3).
 - TRANSITIONS FROM PORCELAIN FLOOR TILE (PT1) TO PORCELAIN WALL TILE (PT2) TO RECEIVE METAL TRANSITION STRIP FOR COVE BASES (TS5).
 - EQUIPMENT TAGS BEGINNING WITH THE PREFIX (C-) ARE REPRESENTATIVE OF CANTEEN SERVICE EQUIPMENT.
- KEYNOTE LEGEND**
- 9.29 BASE AS SCHEDULED
 - 9.38 P2, REFERENCE SHEET AF711 FOR FINISH LEGEND AND FINISH SCHEDULES
 - 9.40 P4, REFERENCE SHEET AF711 FOR FINISH LEGEND AND FINISH SCHEDULES
 - 9.41 P5, REFERENCE SHEET AF711 FOR FINISH LEGEND AND FINISH SCHEDULES
 - 9.42 P6, REFERENCE SHEET AF711 FOR FINISH LEGEND AND FINISH SCHEDULES
 - 9.45 PT2, REFERENCE SHEET AF711 FOR FINISH LEGEND AND FINISH SCHEDULES
 - 9.46 PT3, REFERENCE SHEET AF711 FOR FINISH LEGEND AND FINISH SCHEDULES
 - 9.54 PLAM1, REFERENCE SHEET AF711 FOR FINISH LEGEND AND FINISH SCHEDULES
 - 9.58 SST, REFERENCE SHEET AF711 FOR FINISH LEGEND AND FINISH SCHEDULES

**FULLY SPRINKLERED
100% BID SET**

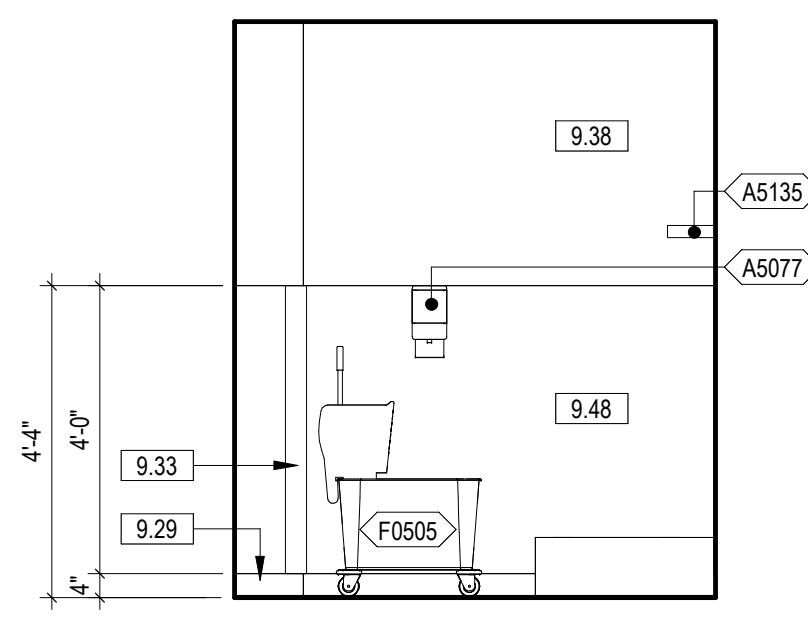
| | | | | | | | | | | |
|-----|----------------------|------|--|--|--|--|---|--|---|---|
| NO. | REVISION DESCRIPTION | DATE | CONSULTANTS: STRUCTURAL / CIVIL ENGINEER: H2B, INC. 1225 N. LOOP WEST, SUITE 800 HOUSTON, TX 77008 (913) 964-2900 MECH / ELEC / PLUMB / TECH ENGR: SPUR DESIGN 25219 MADISON AVENUE, SUITE 100 KANSAS CITY, MO 64108 (913) 969-7200 FIRE PROTECTION ENGINEER: POOLE FIRE PROTECTION, INC. 19910 WEST 161ST STREET OLAHIE, KANSAS 66662 (913) 629-8690 INDUSTRIAL HYGIENIST: RIVERFRONT HEALTH & SAFETY 1150 OLIVE STREET, ST. LOUIS, MO 63101 (314) 436-9492 HEALTHCARE PLANNER: INNOVA GROUP 3196 N. SIWAN ROAD TUCSON, AZ 85712 (520) 886-8650 PHYSICAL SECURITY: FORCE PROTECT 10901 FRONT BEACH ROAD, STE 1415 PANAMA CITY, FL 32407 (502) 836-4232 | | | ARCHITECT: SPUR DESIGN, LLC 312 SW 25TH STREET Oklahoma City, OK 73109 (405) 842-6100 <small>KS ARCH REG. NO. A-930, EXP. 12/31/2023 KS ENGR REG. NO. E-2586, EXP. 12/31/2023</small> | Drawing Title PHASE ONE - ENLARGED PLANS & INTERIOR ELEVATIONS VA Health Care System Approval: | Project Title CONSTRUCT INFILL OF BUILDING 26 AND RENOVATE SPECIALTY CARE CLINICS Location 5500 EAST KELLOGG AVENUE WICHITA, KANSAS 67218 Date: 12/21/2022 Checked: AJS Drawn: SNP | Project Number 589-704 Building Number 26 Drawing Number AE406 Drawing # 59 OF 190 | Veterans Health Administration |
|-----|----------------------|------|--|--|--|--|---|--|---|---|

12/20/2022 9:52:03 AM

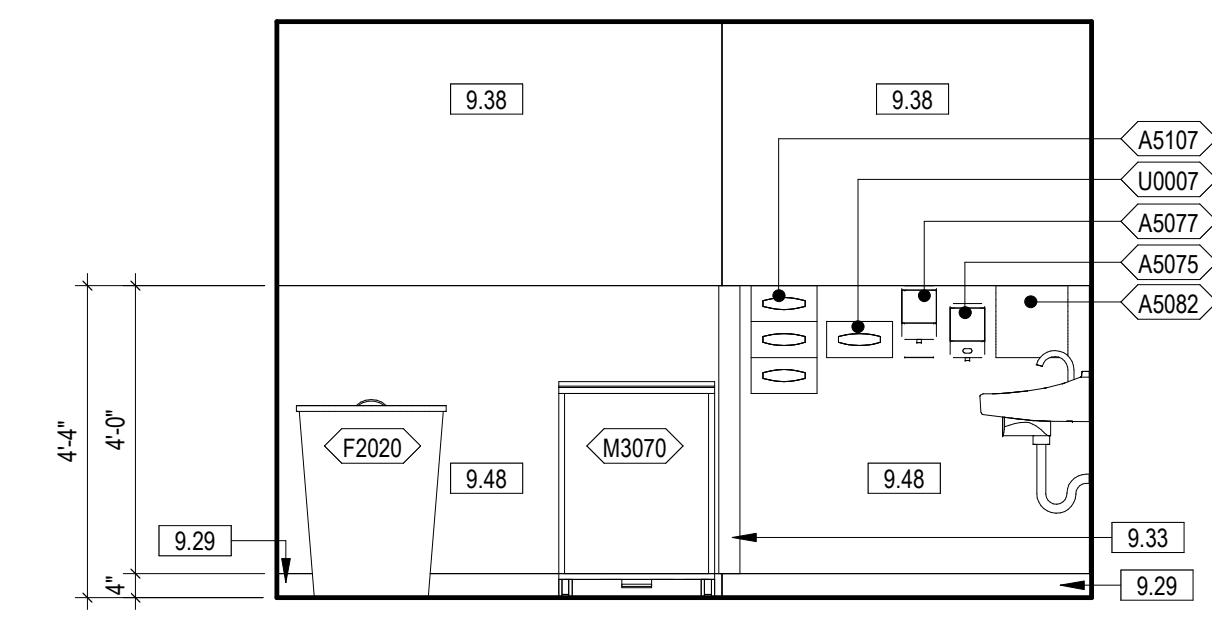
VA FORM 08-6231



14 128 HAC SOUTH
3/8" = 1'-0"
2/ AE407



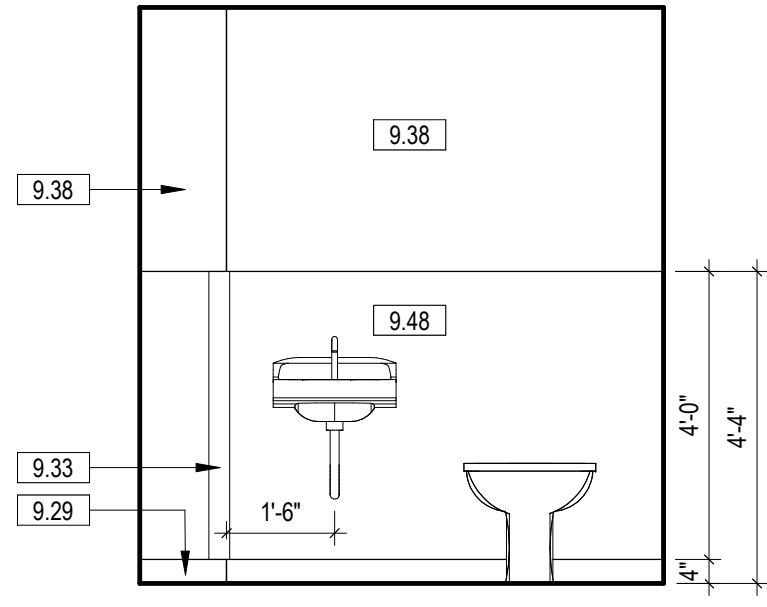
13 128 HAC EAST
3/8" = 1'-0"
2/ AE407



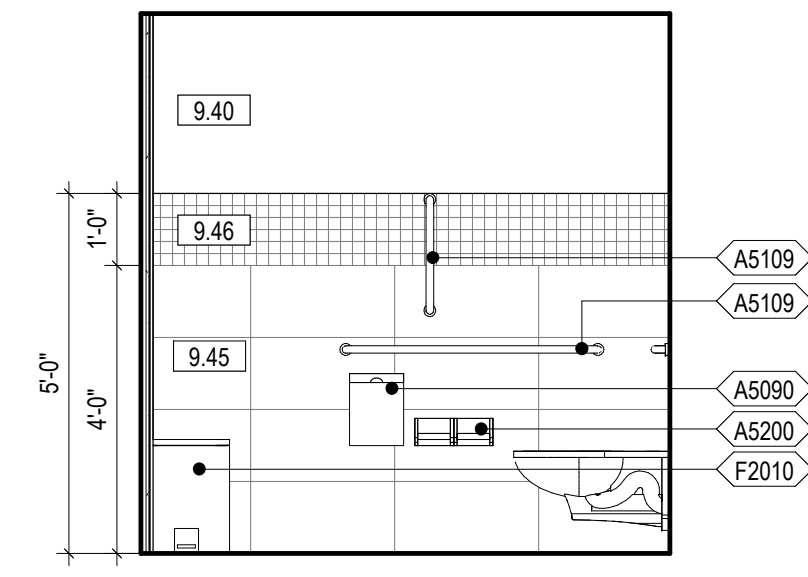
12 127 SOILED UTILITY WEST
3/8" = 1'-0"
2/ AE407

| EQUIPMENT SCHEDULE - PHASE ONE | | |
|--------------------------------|--|-----|
| TAG | NAME | ACQ |
| A1000 | FIRE EXTINGUISHER CABINET, RECESSED | C/C |
| A1012 | TELEPHONE, WALL MOUNTED | V/V |
| A1030 | LOCKER, 2 PERSON, OVER/UNDER | V/V |
| A1066 | MIRROR, FLOAT GLASS | C/C |
| A1203 | LIFT SYSTEM, OVERHEAD, BARIATRIC | C/C |
| A5075 | DISPENSER, SOAP, DISPOSABLE | V/V |
| A5077 | DISPENSER, HAND SANITIZER, HANDS FREE | V/V |
| A5080 | DISPENSER, PAPER TOWEL | C/C |
| A5082 | DISPENSER, PAPER TOWEL, SENSOR, HANDS FREE | V/V |
| A5090 | DISPOSAL, SANITARY NAPKIN | C/C |
| A5106 | WASTE DISPOSAL UNIT, SHARPS WITH GLOVE DISPENSER | V/V |
| A5107 | DISPENSER, GLOVE, SURGICAL-EXAMINATION | V/V |
| A5109 | GRAB BAR, 1 1/4" DIA., 2 WALL, W/C ACCESSIBLE | C/C |
| A5135 | SHELF, UTILITY W/ MOP/BROOM HOLDERS, SURF MNTD | C/C |
| A5145 | HOOK, GARMENT, DOUBLE | C/C |
| A5200 | DISPENSER, TOILET ROLL | C/C |
| A6046 | ARTWORK, DECORATIVE, W/FRAME | V/V |
| C-11 | REGISTER STAND, ONE TRAY SLIDE | V/C |
| C-12 | REGISTER STAND, ONE TRAY SLIDE | V/C |
| C-13 | REGISTER STAND, TWO TRAY SLIDES | V/C |
| C-B01 | CANTEEN, BEVERAGES | V/C |
| C-B07 | CLIP DISPENSER | V/V |
| C-B08 | BEVERAGE DISPENSER | V/C |
| C-B08A | ICE MACHINE | - |
| C-B09 | TEA BREWER | V/C |
| C-B10 | COFFEE BREWER | V/C |
| C-B13 | COFFEE CREAMER DISPENSER | V/C |
| C-C1 | CONDIMENT STAND | V/C |
| C-CE13 | BROASTER PRESSURE FRYER | - |
| C-CE16 | DUMPING TABLE | - |
| C-ES1 | CANTEEN, ENTREES & SIDES | V/C |
| C-F7 | REFRIGERATOR WORK TABLE | V/C |
| C-K4 | CONVECTION OVEN WITH STAND | V/C |
| C-K12 | RANGE WITH OVEN | V/C |

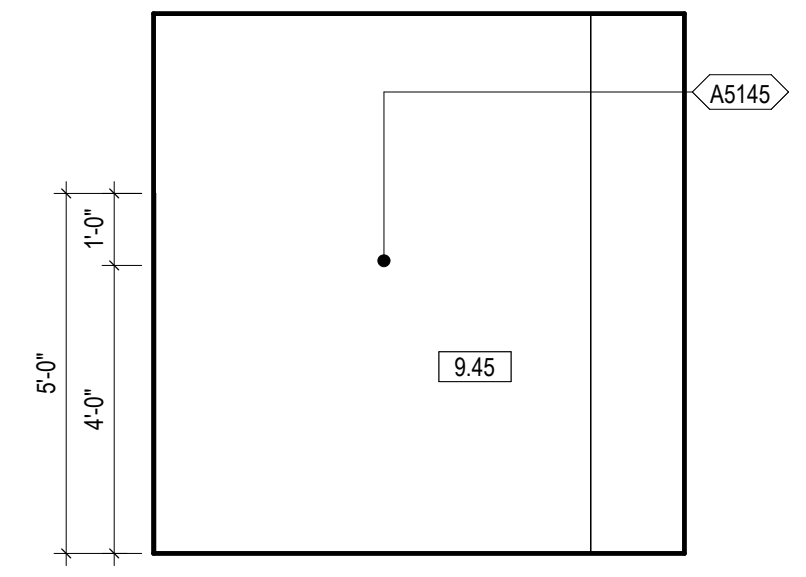
| EQUIPMENT SCHEDULE - PHASE ONE | | |
|--------------------------------|---|-----|
| TAG | NAME | ACQ |
| C-K13 | COOKING & HOLDING OVEN | V/C |
| C-K14 | SINGLE DOOR | V/V |
| C-K15 | REFRIGERATED SELF-SERVER CASE | V/C |
| C-K28 | DISH WASH SINK W/ DISPOSER | V/V |
| C-K35 | POT & PAN RACK | V/C |
| C-K38 | WORK TABLE WITH DRAWER & OVERHEAD SHELF | V/C |
| C-K42 | MOBILE SHELF | V/C |
| C-K46 | ICE MACHINE | - |
| C-K47 | ICE BIN | - |
| C-K48 | FOOD PROCESSOR | V/V |
| C-K50 | TOASTER | V/V |
| C-K51 | DISHWASHER MACHINE | V/C |
| C-OG1 | CANTEEN, OFF THE GRILL | V/C |
| C-OG3 | 1 DRAWER WARMER, BUILT IN | V/C |
| C-OG4 | HEATED SHELF, BUILT IN | V/C |
| C-OG5 | DUMP TABLE, WITH HEAT LAMP | V/C |
| C-OG8 | HOLDING BIN | V/C |
| C-OG9 | FREEZER WORK TABLE | V/C |
| C-OG11 | GRIDDLE | V/C |
| C-OG14 | FRYER, ELECTRIC | V/C |
| C-T1 | TRASH COMPACTOR | V/V |
| E0703 | TABLE, ADJUSTABLE HEIGHT | V/V |
| E0915 | LOCKER, SUPPLY, MEDICATION, WALL MOUNTED | C/C |
| E0945 | CART, COMPUTER, MOBILE | V/V |
| E0948 | CART GENERAL STORAGE, MOBILE | V/V |
| E0948 | CART, STORAGE | V/V |
| F0210 | SIDE CHAIR WITHOUT ARMS | V/V |
| F0225 | CHAIR, DINING ROOM | V/V |
| F0275 | CHAIR, SWIVEL, HIGH BACK | V/V |
| F0280 | CHAIR, SWIVEL, LOW BACK | V/V |
| F0340 | STOOL, SELF ADJUSTING | V/V |
| F0505 | MOP BUCKET WITH WRINGER | V/V |
| F0795 | TABLE, DINING, 30" X 42" | V/V |
| F0795 | TABLE, DINING, 42" X 42" | V/V |
| F2000 | BASKET, WASTEPAPER | V/V |
| F2010 | BASKET, WASTEPAPER, STEP-ON | V/V |
| F2020 | CAN, TRASH, 44 GAL | V/V |
| F3050 | WHITEBOARD, DRY ERASE | C/C |
| F3200 | CLOCK, BATTERY, 12" | V/V |
| L1931 | ANALYZER, BLOOD GAS | V/V |
| M0720 | ANALYZER, PULMONARY FUNCTION, WITH COMPUTER | V/V |
| M1801 | COMPUTER WITH FLAT PANEL MONITOR | V/V |
| M1801 | COMPUTER WITH TWO FLAT PANEL MONITORS | V/V |
| M1802 | WORKSTATION, COMPUTER, WALL MOUNTED | C/C |
| M1825 | PRINTER, COMPUTER | V/V |
| M1840 | PRINTER, COPIER, FAX COMBINATION | V/V |
| M2055 | SHELVING, STORAGE, WIRE, W. ADJUSTABLE SHELVES | V/V |
| M3070 | HAMPER, LINEN | V/V |
| M3072 | FRAME, INFECTIOUS WASTE BAG WITH LID | V/V |
| M3150 | DISTRIBUTION SYSTEM, MEDICATION | V/V |
| M4020 | SCALE, PERSON WEIGHING, HIGH CAPACITY | V/V |
| M4100 | SPHYGMOMANOMETER, ANEROID, WALL MOUNTED | V/V |
| M4116 | MONITOR, VITAL SIGNS, ON MOBILE STAND | V/V |
| M4200 | OTOSCOPE/OPHTHALMOSCOPE, WALL MOUNTED | V/V |
| M4255 | STAND, IV, ADJUSTABLE | V/V |
| M4835 | CUTTER, CAST, WITH VACUUM | V/V |
| M7401 | LIGHT, EXAM, MOBILE, SPOTLIGHT, MOBILE STAND | V/V |
| M7110 | ELECTROCARDIOGRAPH, 12 LEAD, PORTABLE, NO CART | V/V |
| M8810 | STAND, MAYO | V/V |
| M9025 | TABLE, EXAMINATION/TREATMENT WITH CABINET | V/V |
| R4650 | ICE MAKE, FLAKED, WITH DISPENSER | V/V |
| R6200 | REFRIGERATOR, U-C OR F-S | V/V |
| RT-R03 | RETAIL STORE, SHELVING, 36" X 18" WALL SHELVING | V/V |
| RT-R04 | RETAIL STORE, SHELVING, 48" X 18" WALL SHELVING | V/V |
| RT-R05 | RETAIL STORE, SHELVING, 36" X 24" WALL SHELVING | V/V |
| RT-R17 | RETAIL STORE, SHELVING, 36" X 18" END DISPLAY | V/V |
| RT-R22 | RETAIL STORE, SHELVING, 36" X 36" ISLAND | V/V |
| RT-R33 | RETAIL STORE, SHELVING, BOX CORNER | V/V |
| RT-R44 | RETAIL DUNNAGE RACKS | V/V |
| RT-R51A | RETAIL MOBILE SHELVING, END | V/V |
| RT-R51B | RETAIL MOBILE SHELVING | V/V |
| RT-RB | RETAIL FOUR WAY RACK | V/V |
| RT-RC | DOUBLE HALF DOORS, SOLID BELOW, GLASS ABOVE | V/V |
| RT-RD | RETAIL MARKING TABLE | V/C |
| RT-XY | REGISTER STAND, VENDOR | V/C |



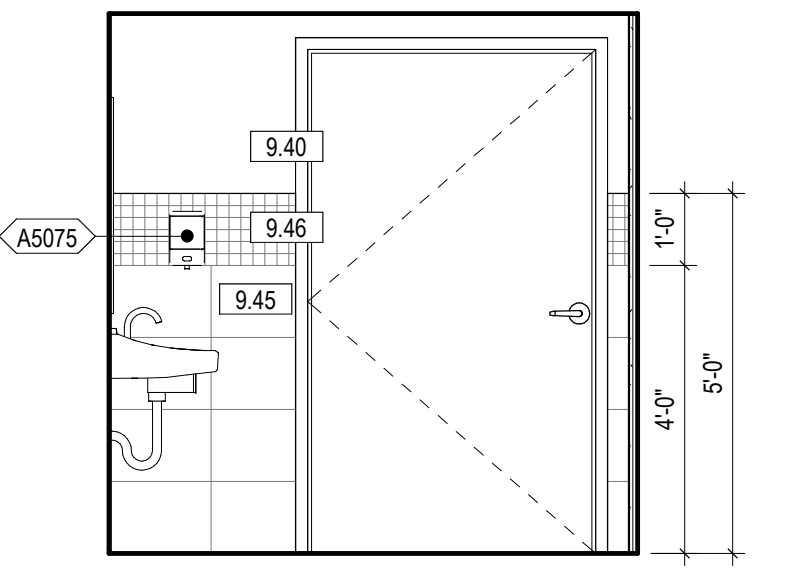
11 127 SOILED UTILITY NORTH
3/8" = 1'-0"
2/ AE407



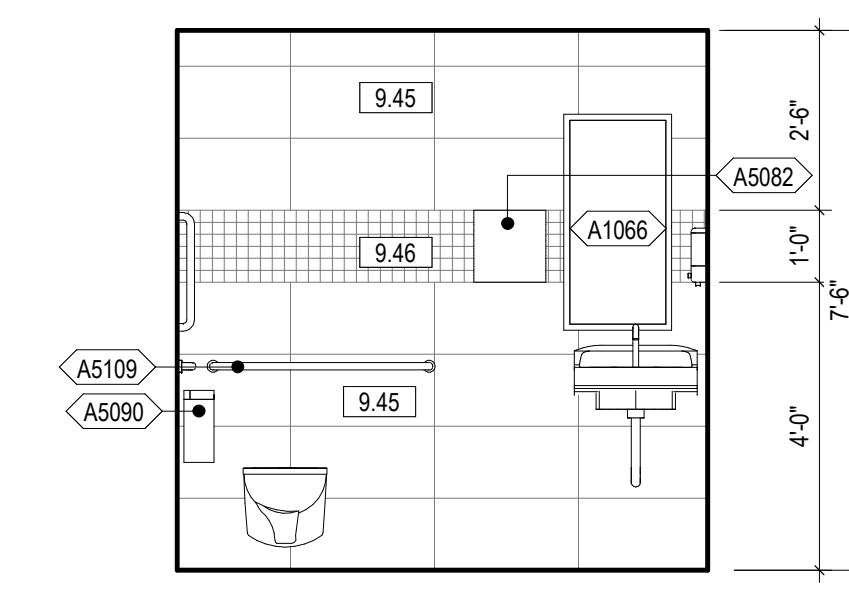
10 126B PFT TLT WEST
3/8" = 1'-0"
1/ AE407



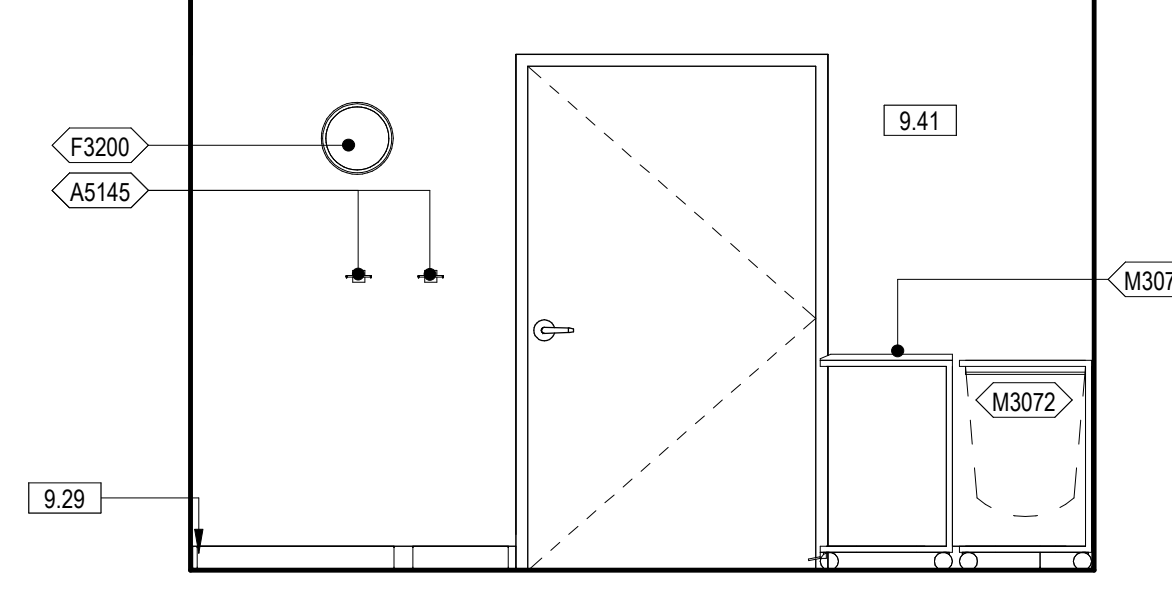
9 126B PFT TLT SOUTH
3/8" = 1'-0"
1/ AE407



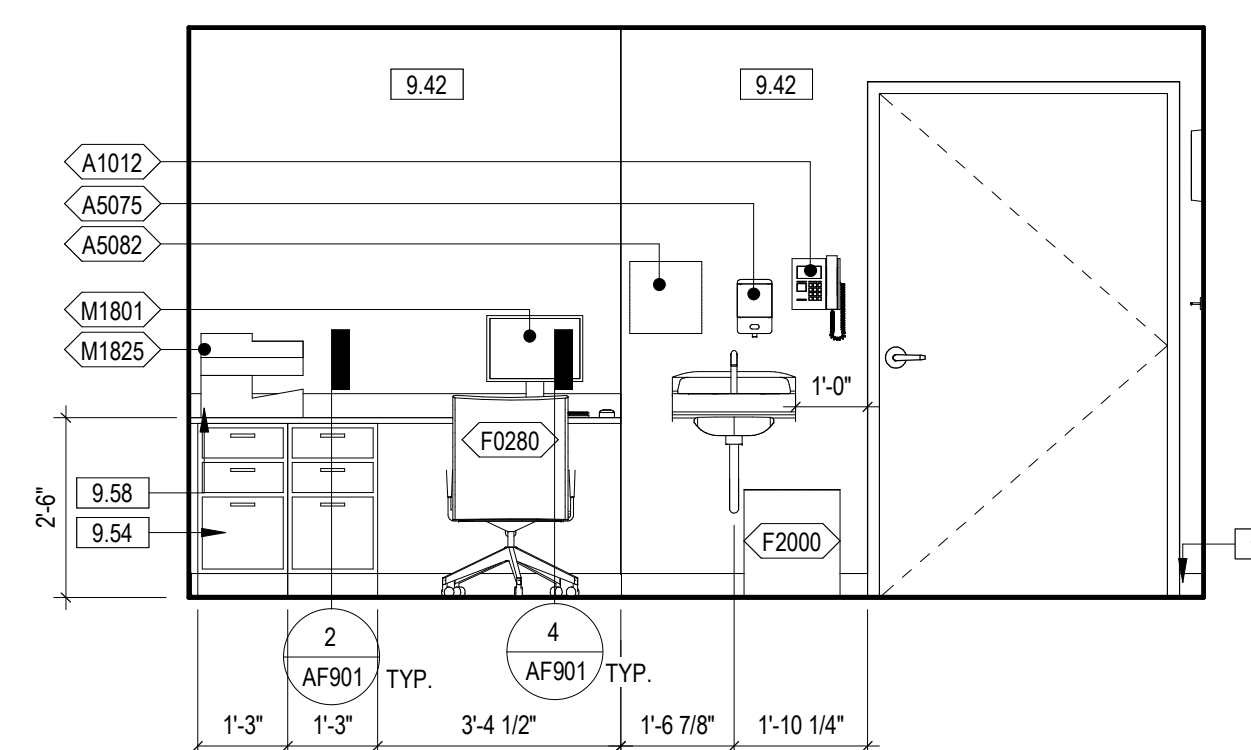
8 126B PFT TLT EAST
3/8" = 1'-0"
1/ AE407



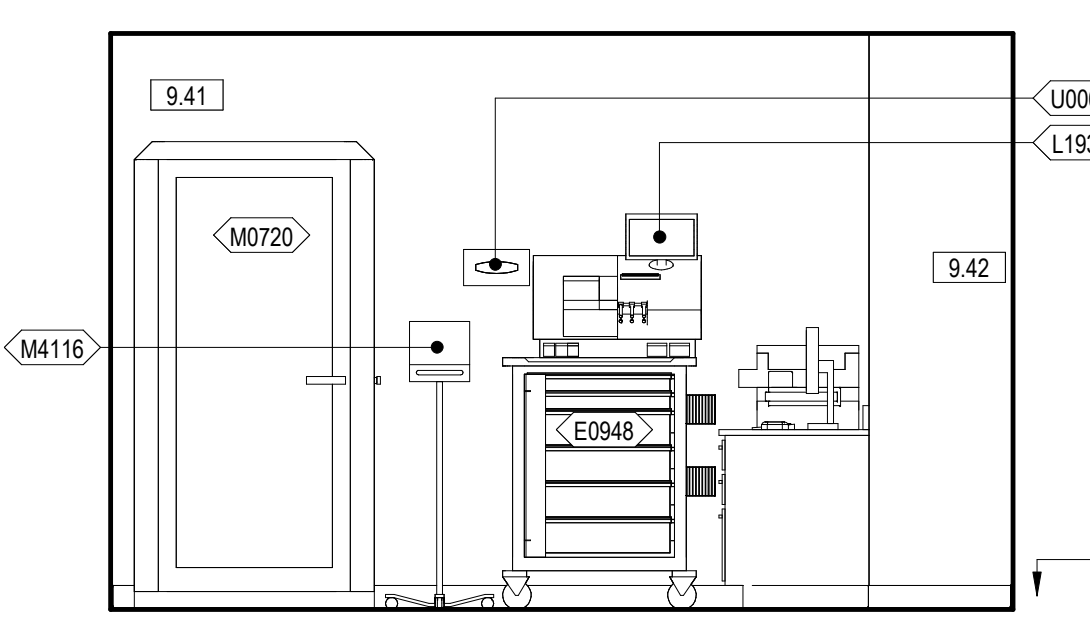
7 126B PFT TLT NORTH
3/8" = 1'-0"
1/ AE407



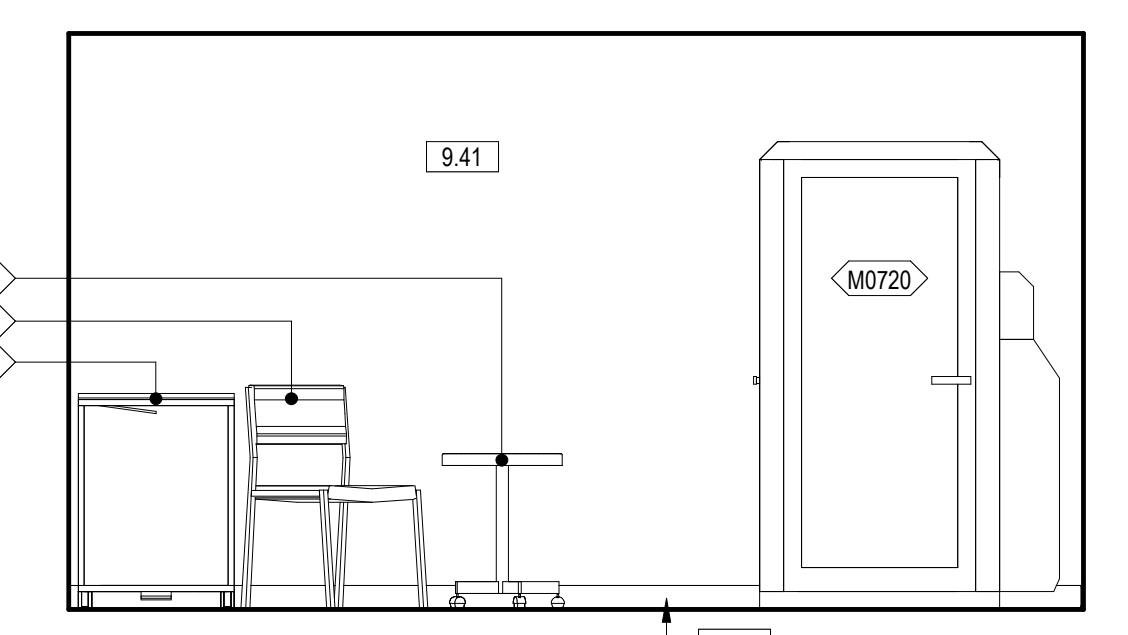
6 126A PFT WEST
3/8" = 1'-0"
1/ AE407



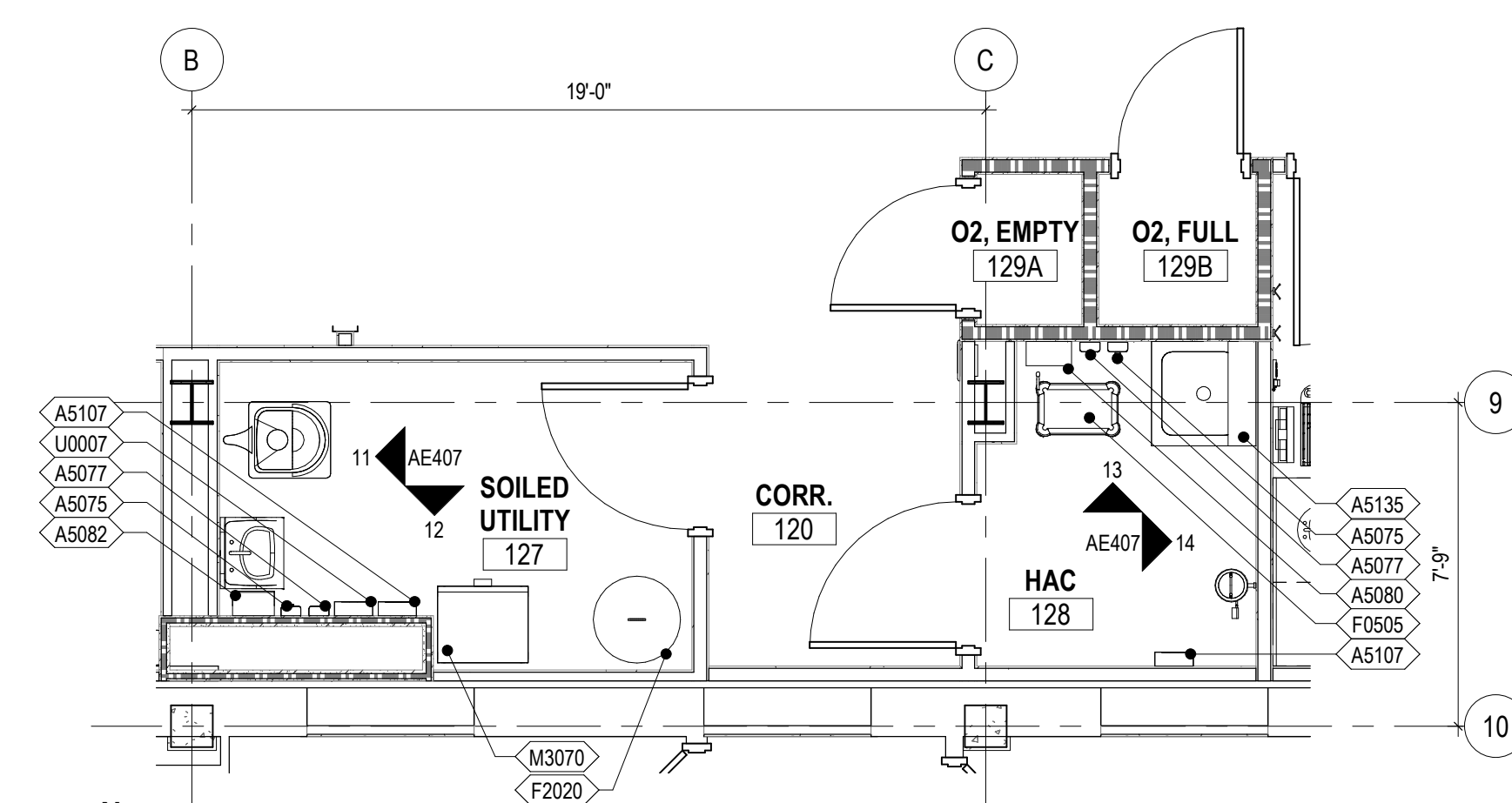
5 126A PFT SOUTH
3/8" = 1'-0"
1/ AE407



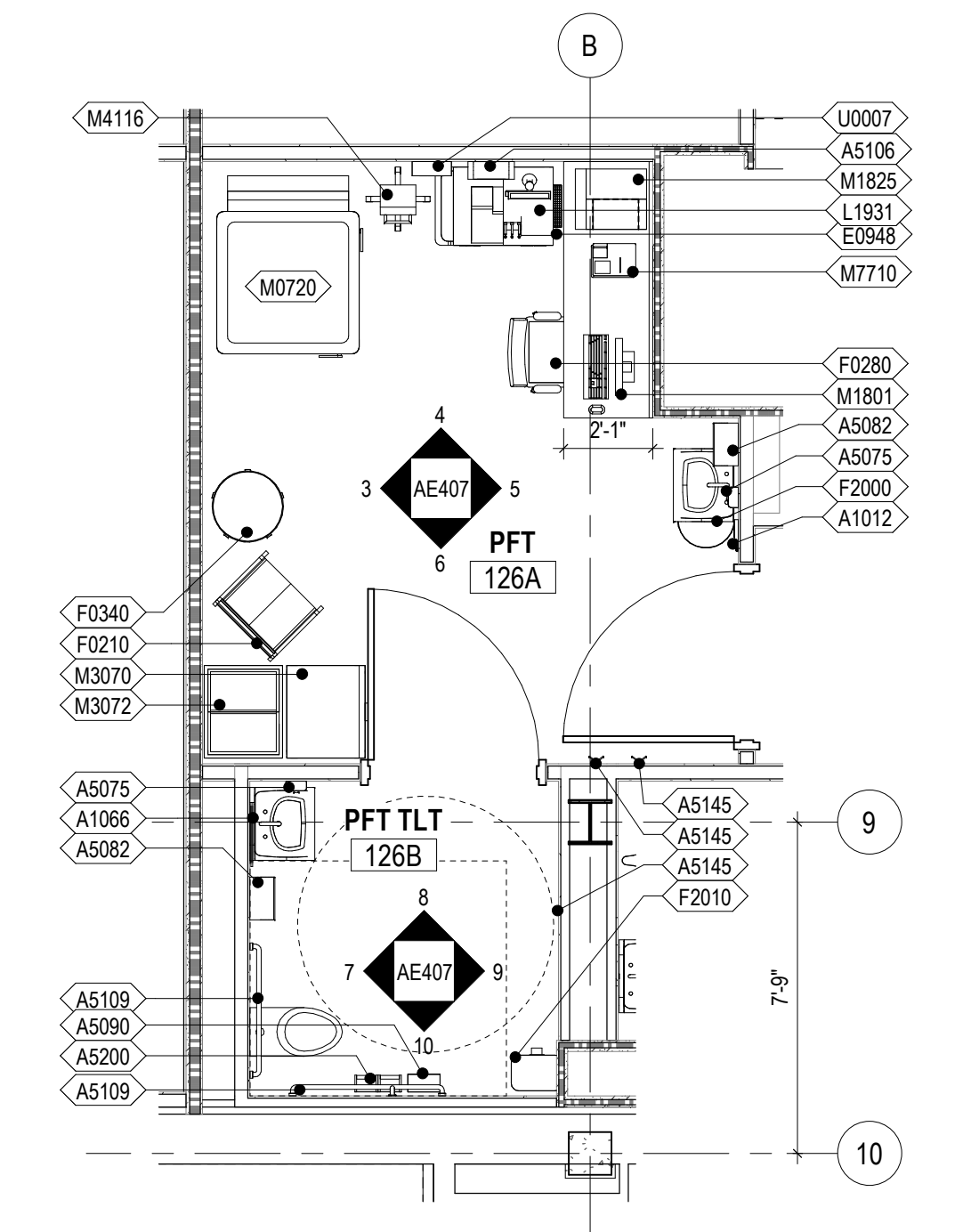
4 126A PFT EAST
3/8" = 1'-0"
2/ AE406



3 126A PFT NORTH
3/8" = 1'-0"
1/ AE407



2 127 SOILED UTILITY & 128 HAC
1/4" = 1'-0"
2/ AE115



1 126 PFT
1/4" = 1'-0"
2/ AE115

GENERAL NOTES - PHASE ONE

- REFER TO PLUMBING DRAWINGS FOR PLUMBING FIXTURE TYPES.
- REFERENCE PLUMBING DRAWINGS FOR PLUMBING FIXTURE TYPES.
- ALL OUTSIDE EDGES OF WALL TILE TO RECEIVE METAL TRANSITION STRIP FOR OUTSIDE EDGES (TS).
- TRANSITIONS FROM PORCELAIN FLOOR TILE (PT1) TO PORCELAIN WALL TILE (PT2) TO RECEIVE METAL TRANSITION STRIP FOR COVE BASES (TS).
- EQUIPMENT TAGS BEGINNING WITH THE PREFIX (C-) ARE REPRESENTATIVE OF CANTEEN SERVICE EQUIPMENT.

KEYNOTE LEGEND

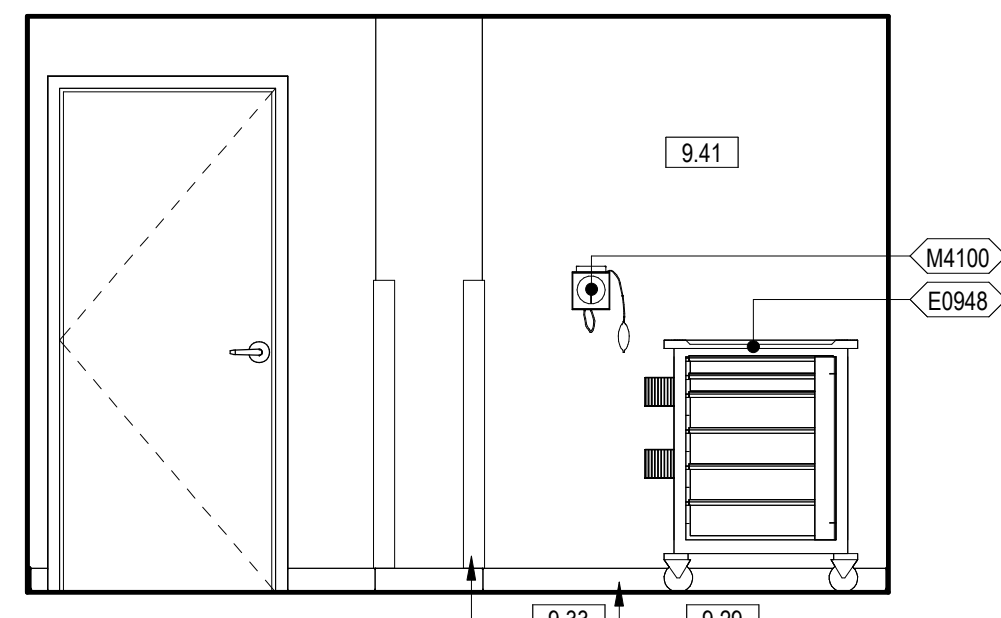
| | |
|-------|--|
| 9.29 | BASE AS SCHEDULED |
| 9.33 | CGI, REFERENCE SHEET AF711 FOR FINISH LEGEND AND FINISH SCHEDULES |
| 9.38 | P2, REFERENCE SHEET AF711 FOR FINISH LEGEND AND FINISH SCHEDULES |
| 9.40 | P4, REFERENCE SHEET AF711 FOR FINISH LEGEND AND FINISH SCHEDULES |
| 9.41 | P5, REFERENCE SHEET AF711 FOR FINISH LEGEND AND FINISH SCHEDULES |
| 9.42 | P6, REFERENCE SHEET AF711 FOR FINISH LEGEND AND FINISH SCHEDULES |
| 9.45 | PT2, REFERENCE SHEET AF711 FOR FINISH LEGEND AND FINISH SCHEDULES |
| 9.46 | PT3, REFERENCE SHEET AF711 FOR FINISH LEGEND AND FINISH SCHEDULES |
| 9.48 | WP1, REFERENCE SHEET AF711 FOR FINISH LEGEND AND FINISH SCHEDULES |
| 9.54 | PLM1, REFERENCE SHEET AF711 FOR FINISH LEGEND AND FINISH SCHEDULES |
| 9.58 | SS1, REFERENCE SHEET AF711 FOR FINISH LEGEND AND FINISH SCHEDULES |
| 22.03 | PLUMBING FIXTURE, SEE PLUMBING DRAWINGS |

FULLY SPRINKLERED
100% BID SET

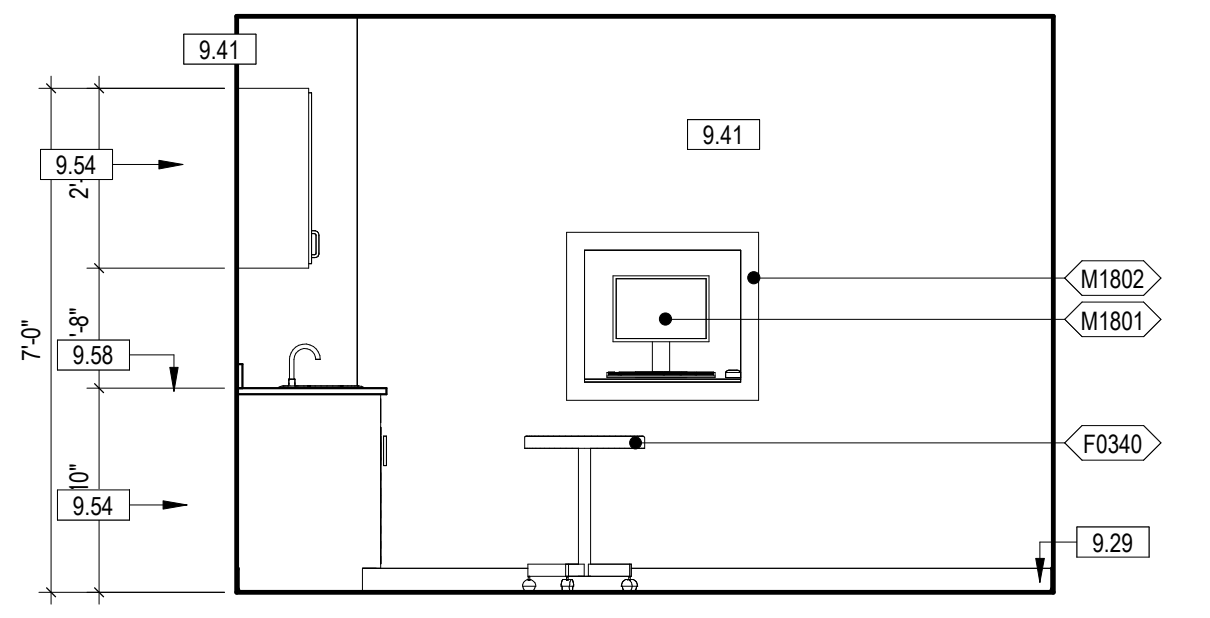
| | | | | | | | | | | | | |
|-----|----------------------|------|--|--|--|---|--|--|---|--|---|------------------------------------|
| NO. | REVISION DESCRIPTION | DATE | CONSULTANTS: STRUCTURAL / CIVIL ENGINEER H2B, INC. 1225 N. LOOP WEST, SUITE 800 HOUSTON, TX 77008 (713) 964-2900 INDUSTRIAL HYGIENIST RIVERFRONT HEALTH & SAFETY 1150 OLIVE STREET, TUCSON, AZ 85711 (314) 436-9492 | | | ARCHITECT: SPUR DESIGN, LLC 312 SW 25TH STREET Oklahoma City, OK 73109 (405) 842-6100 KS ARCH REG. NO. A-930, EXP. 12/31/2023 KS ENGR REG. NO. E-2586, EXP. 12/31/2023 | | | Drawing Title PHASE ONE - ENLARGED PLANS & INTERIOR ELEVATIONS VA Health Care System Approval: | Project Title CONSTRUCT INFILL OF BUILDING 26 AND RENOVATE SPECIALTY CARE CLINICS Location 5500 EAST KELLOGG AVENUE WICHITA, KANSAS 67218 Date 12/21/2022 | Project Number 589-704 Building Number 26 Drawing Number AE407 Drawing # 60 OF 190 | Veterans Health Administration |
|-----|----------------------|------|--|--|--|---|--|--|---|--|---|------------------------------------|

12/20/2022 9:52:07 AM

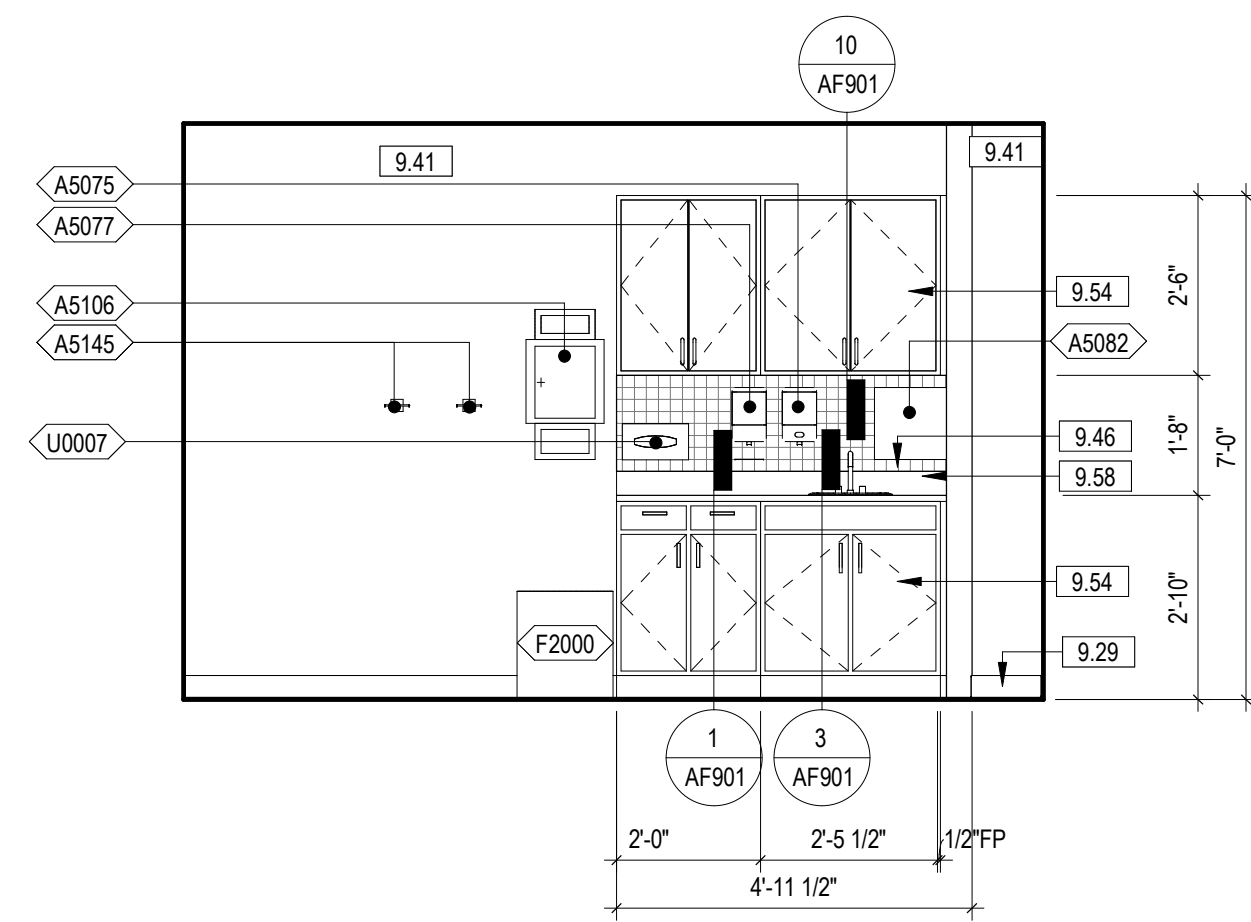
three inches = one foot
 one and one half inches = one foot
 one inch = one foot
 three quarters inch = one foot
 one half inch = one foot
 three eighths inch = one foot
 one quarter inch = one foot
 one eighth inch = one foot
 12/20/2022 9:52:11 AM
 VA FORM 08-6231



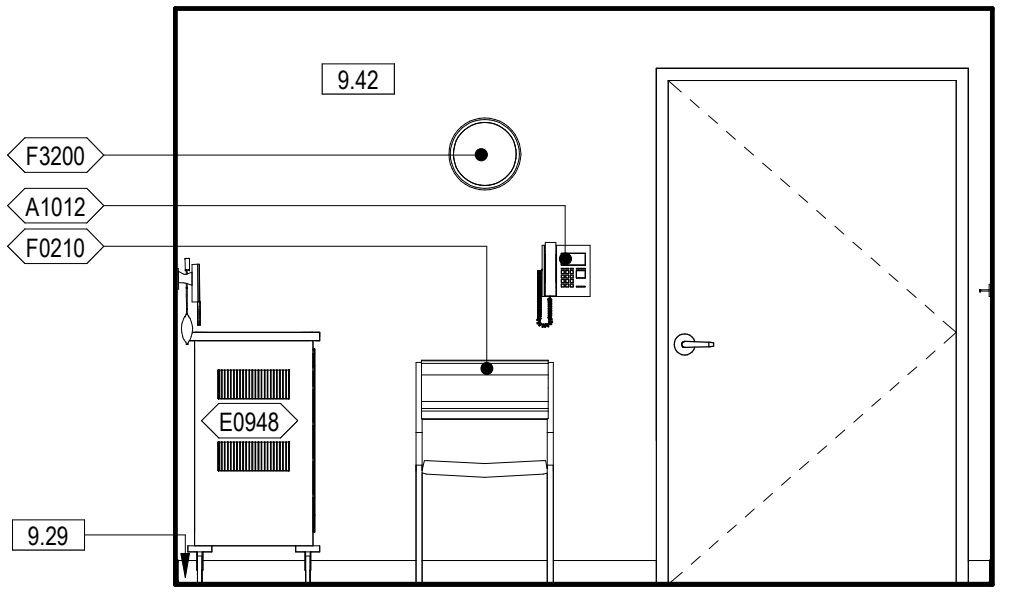
12 143A CPAP CONS. WEST
 3/8" = 1'-0" 2/ AE408



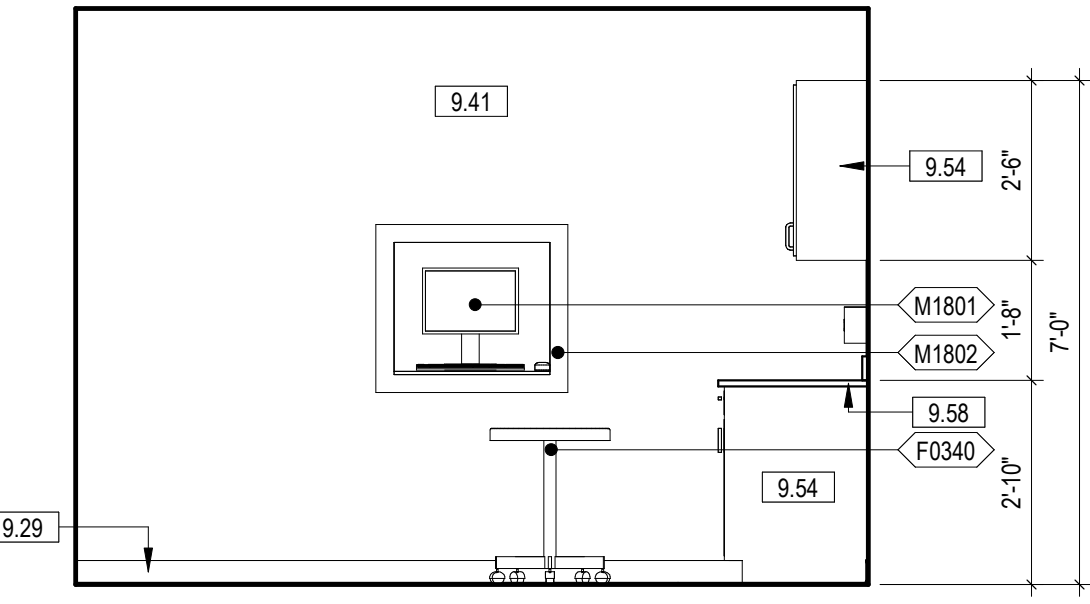
11 143A CPAP CONS. SOUTH
 3/8" = 1'-0" 2/ AE408




10 143A CPAP CONS. EAST
 3/8" = 1'-0" 2/ AE408



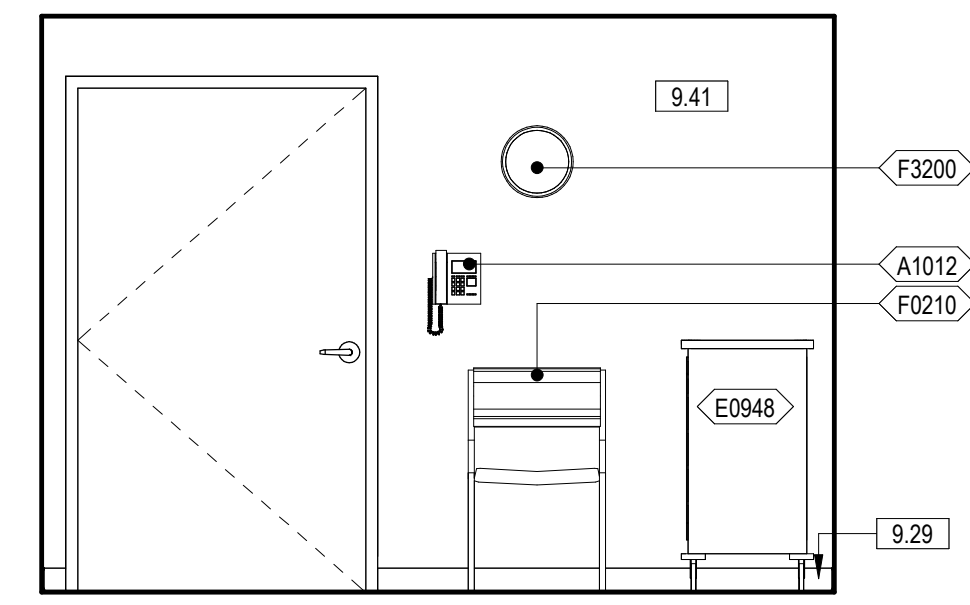
9 143A CPAP CONS. NORTH
 3/8" = 1'-0" 2/ AE408



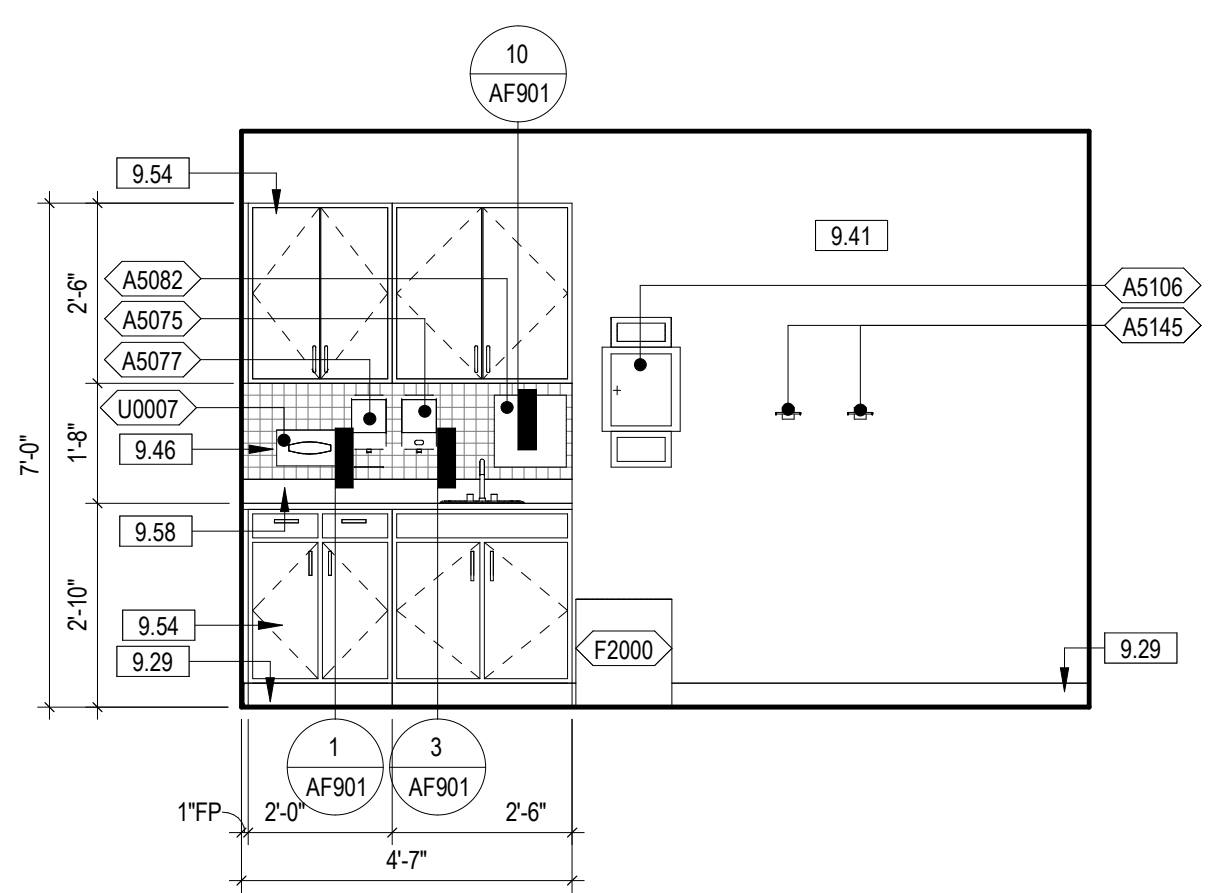
8 141A CPAP CONS. WEST
 3/8" = 1'-0" 2/ AE408



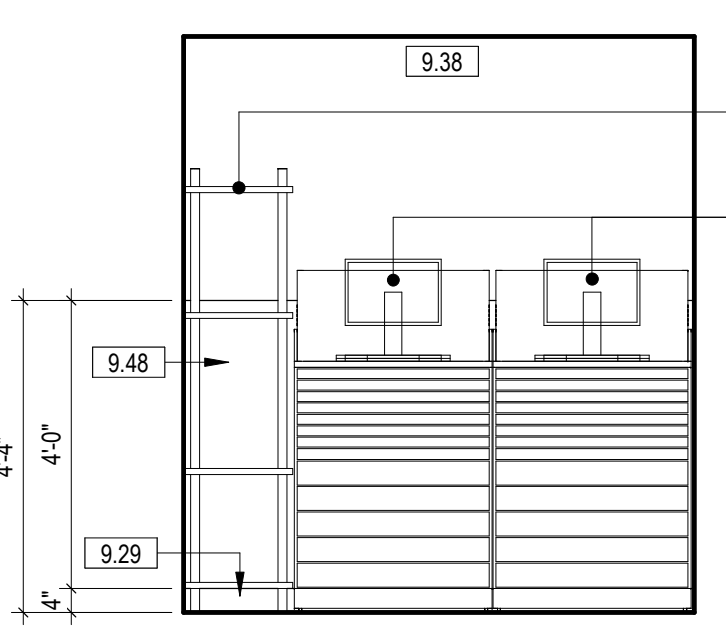
7 141A CPAP CONS. SOUTH
 3/8" = 1'-0" 2/ AE408



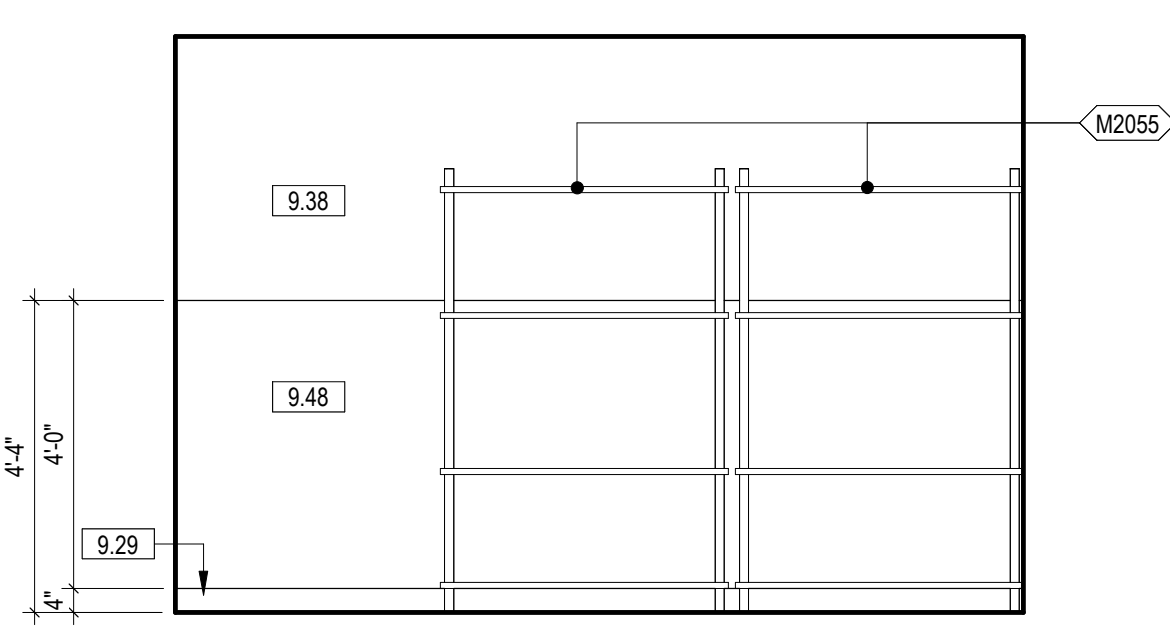
6 141A CPAP CONS. EAST
 3/8" = 1'-0" 2/ AE408



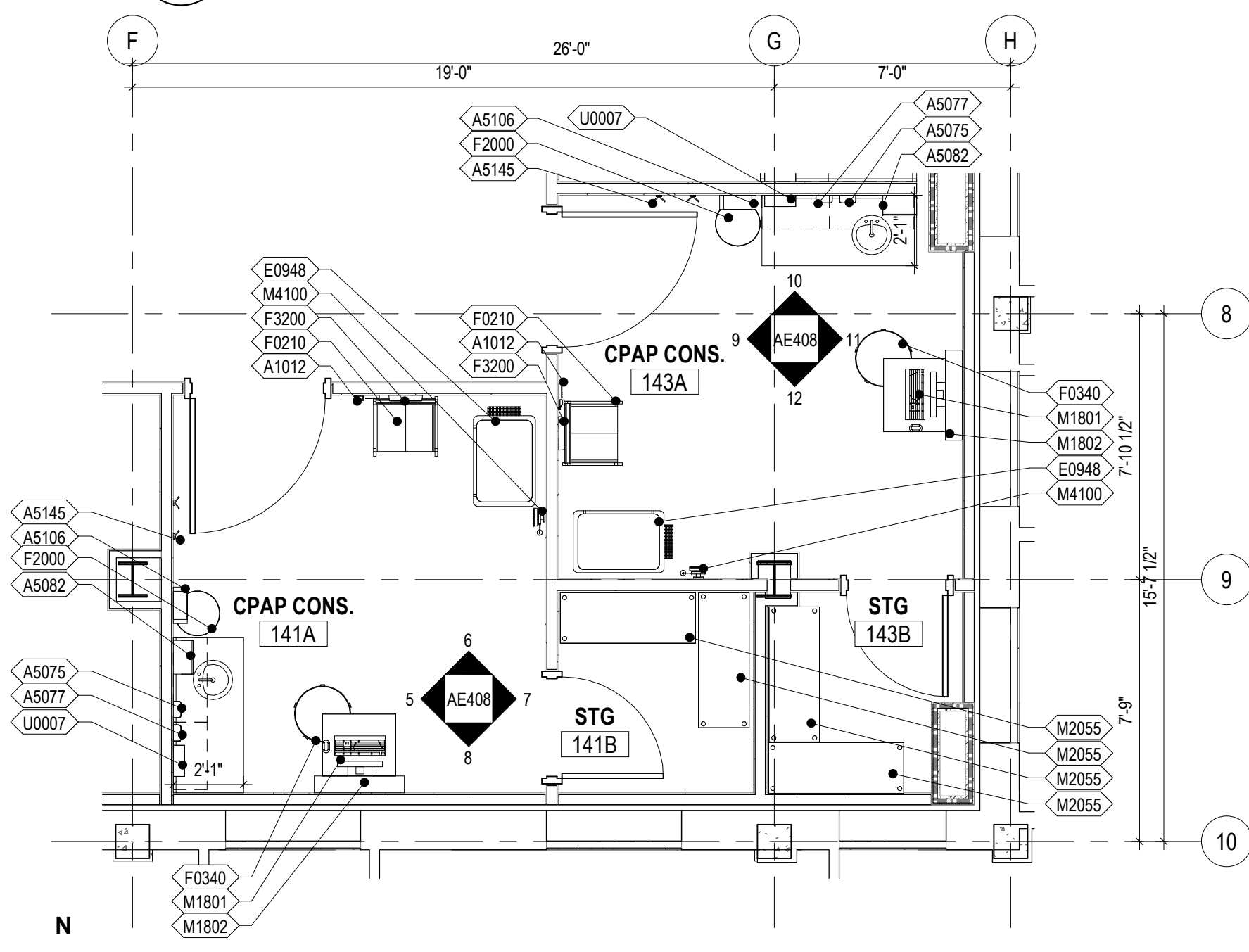
5 141A CPAP CONS. NORTH
 3/8" = 1'-0" 2/ AE408



4 135 CLEAN UTILITY WEST
 3/8" = 1'-0" 1/ AE408



3 135 CLEAN UTILITY SOUTH
 3/8" = 1'-0" 1/ AE408



2 141A CPAP CONS. & 143A CPAP CONS.
 1/4" = 1'-0" 2/ AE115

| EQUIPMENT SCHEDULE - PHASE ONE | | |
|--------------------------------|--|-----|
| TAG | NAME | ACQ |
| A1000 | FIRE EXTINGUISHER CABINET, RECESSED | C/C |
| A1012 | TELEPHONE, WALL MOUNTED | V/V |
| A1030 | LOCKER, 2 PERSON, OVER/UNDER | V/V |
| A1066 | MIRROR, FLOAT GLASS | C/C |
| A1203 | LIFT SYSTEM, OVERHEAD, BARIATRIC | C/C |
| A5075 | DISPENSER, SOAP, DISPOSABLE | V/V |
| A5077 | DISPENSER, HAND SANITIZER, HANDS FREE | V/V |
| A5080 | DISPENSER, PAPER TOWEL | C/C |
| A5082 | DISPENSER, PAPER TOWEL, SENSOR, HANDS FREE | V/V |
| A5090 | DISPOSAL, SANITARY NAPKIN | C/C |
| A5106 | WASTE DISPOSAL UNIT, SHARPS WITH GLOVE DISPENSER | V/V |
| A5107 | DISPENSER, GLOVE, SURGICAL-EXAMINATION | V/V |
| A5109 | GRAB BAR, 1 1/4" DIA., 2 WALL, W/C ACCESSIBLE | C/C |
| A5135 | SHELF, UTILITY W/ MOP/ BROOM HOLDERS, SURF MNTD | C/C |
| A5145 | HOOK, GARMENT, DOUBLE | C/C |
| A5200 | DISPENSER, TOILET ROLL | C/C |
| A6046 | ARTWORK, DECORATIVE, WIFRAME | V/V |
| C-11 | REGISTER STAND, ONE TRAY SLIDE | V/C |
| C-12 | REGISTER STAND, ONE TRAY SLIDE | V/C |
| C-13 | REGISTER STAND, TWO TRAY SLIDES | V/C |
| C-B01 | CANTEEN, BEVERAGES | V/C |
| C-B07 | CUP DISPENSER | V/V |
| C-B08 | BEVERAGE DISPENSER | V/C |
| C-B08A | ICE MACHINE | - |
| C-B09 | TEA BREWER | V/C |
| C-B10 | COFFEE BREWER | V/C |
| C-B13 | COFFEE CREAMER DISPENSER | V/C |
| C-C1 | CONDIMENT STAND | V/C |
| C-CE13 | BROATER PRESSURE FRYER | - |
| C-CE16 | DUMPING TABLE | - |
| C-E51 | CANTEEN, ENTREES & SIDES | V/C |
| C-FA7 | REFRIGERATOR WORK TABLE | V/C |
| C-K4 | CONVECTION OVEN WITH STAND | V/C |
| C-K12 | RANGE WITH OVEN | V/C |

| EQUIPMENT SCHEDULE - PHASE ONE | | |
|--------------------------------|---|-----|
| TAG | NAME | ACQ |
| C-K13 | COOKING & HOLDING OVEN | V/C |
| C-K14 | SINGLE DOOR | V/V |
| C-K15 | REFRIGERATED SELF-SERVER CASE | V/C |
| C-K28 | DISH WASH SINK W/ DISPOSER | V/V |
| C-K35 | POT & PAN RACK | V/C |
| C-K38 | WORK TABLE WITH DRAWER & OVERHEAD SHELF | V/C |
| C-K42 | MOBILE SHELF | V/C |
| C-K46 | ICE MACHINE | - |
| C-K47 | ICE BIN | - |
| C-K48 | FOOD PROCESSOR | V/V |
| C-K50 | TOASTER | V/V |
| C-K51 | DISHWASHER MACHINE | V/C |
| C-OG1 | CANTEEN, OFF THE GRILL | V/C |
| C-OG3 | 1 DRAWER WARMER, BUILT IN | V/C |
| C-OG4 | HEATED SHELF, BUILT IN | V/C |
| C-OG5 | DUMP TABLE, WITH HEAT LAMP | V/C |
| C-OG8 | HOLDING BIN | V/C |
| C-OG9 | FREEZER WORK TABLE | V/C |
| C-OG11 | GRIDDLE | V/C |
| C-OG14 | FRYER, ELECTRIC | V/C |
| C-T1 | TRASH COMPACTOR | V/V |
| E0703 | TABLE, ADJUSTABLE HEIGHT | V/V |
| E0915 | LOCKER, SUPPLY, MEDICATION, WALL MOUNTED | C/C |
| E0945 | CART, COMPUTER, MOBILE | V/V |
| E0948 | CART GENERAL STORAGE, MOBILE | V/V |
| E0948 | CART, STORAGE | V/V |
| F0210 | SIDE CHAIR WITHOUT ARMS | V/V |
| F0225 | CHAIR, DINING ROOM | V/V |
| F0275 | CHAIR, SWIVEL, HIGH BACK | V/V |
| F0280 | CHAIR, SWIVEL, LOW BACK | V/V |
| F0340 | STOOL, SELF ADJUSTING | V/V |
| F0505 | MOP BUCKET WITH WRINGER | V/V |
| F0795 | TABLE, DINING, 30" X 42" | V/V |
| F0795 | TABLE, DINING, 42" X 42" | V/V |
| F2000 | BASKET, WASTEPAPER | V/V |
| F2010 | BASKET, WASTEPAPER, STEP-ON | V/V |
| F2020 | CAN, TRASH, 44 GAL | V/V |
| F3050 | WHITEBOARD, DRY ERASE | C/C |
| F3200 | CLOCK, BATTERY, 12" | V/V |
| L1931 | ANALYZER, BLOOD GAS | V/V |
| M0720 | ANALYZER, PULMONARY FUNCTION, WITH COMPUTER | V/V |
| M1801 | COMPUTER WITH FLAT PANEL MONITOR | V/V |
| M1801 | COMPUTER WITH TWO FLAT PANEL MONITORS | V/V |
| M1802 | WORKSTATION, COMPUTER, WALL MOUNTED | C/C |
| M1825 | PRINTER, COMPUTER | V/V |
| M1840 | PRINTER, COPIER, FAX COMBINATION | V/V |
| M2055 | SHELVING, STORAGE, WIRE, W. ADJUSTABLE SHELVES | V/V |
| M3070 | HAMPER, LINEN | V/V |
| M3072 | FRAME, INFECTIOUS WASTE BAG WITH LID | V/V |
| M3150 | DISTRIBUTION SYSTEM, MEDICATION | V/V |
| M4020 | SCALE, PERSON WEIGHING, HIGH CAPACITY | V/V |
| M4100 | SPHYGMOMANOMETER, ANEROID, WALL MOUNTED | V/V |
| M4116 | MONITOR, VITAL SIGNS, ON MOBILE STAND | V/V |
| M4200 | OTOSCOPE/OPTHALMOSCOPE, WALL MOUNTED | V/V |
| M4255 | STAND, IV, ADJUSTABLE | V/V |
| M4835 | CUTTER, CAST, WITH VACUUM | V/V |
| M7401 | LIGHT, EXAM, MOBILE, SPOTLIGHT, MOBILE STAND | V/V |
| M7710 | ELECTROCARDIOGRAPH, 12 LEAD, PORTABLE, NO CART | V/V |
| M8810 | STAND, MAYO | V/V |
| M9025 | TABLE, EXAMINATION/TREATMENT WITH CABINET | V/V |
| R4650 | ICE MAKE, FLAKED, WITH DISPENSER | V/V |
| R6200 | REFRIGERATOR, U-C OR F-S | V/V |
| RT-R03 | RETAIL STORE, SHELVING, 36" X 18" WALL SHELVING | V/V |
| RT-R04 | RETAIL STORE, SHELVING, 48" X 18" WALL SHELVING | V/V |
| RT-R05 | RETAIL STORE, SHELVING, 36" X 24" WALL SHELVING | V/V |
| RT-R17 | RETAIL STORE, SHELVING, 36" X 18" END DISPLAY | V/V |
| RT-R22 | RETAIL STORE, SHELVING, 36" X 36" ISLAND | V/V |
| RT-R33 | RETAIL STORE, SHELVING, BOX CORNER | V/V |
| RT-R44 | RETAIL DUNNAGE RACKS | V/V |
| RT-R51A | RETAIL MOBILE SHELVING, END | V/V |
| RT-R51B | RETAIL MOBILE SHELVING | V/V |
| RT-RB | RETAIL FOUR WAY RACK | V/V |
| RT-RC | DOUBLE HALF DOORS, SOLID BELOW, GLASS ABOVE | V/V |
| RT-RD | RETAIL MARKING TABLE | V/C |
| RT-XX | REGISTER STAND, VENDOR | V/C |
| U0007 | DISPENSER, DISINFECTANT WIPES | V/V |
| X2125 | EDGE ULTRA MACHINE | V/V |

GENERAL ENLARGED PLAN AND INTERIOR ELEVATION NOTES - PHASE ONE

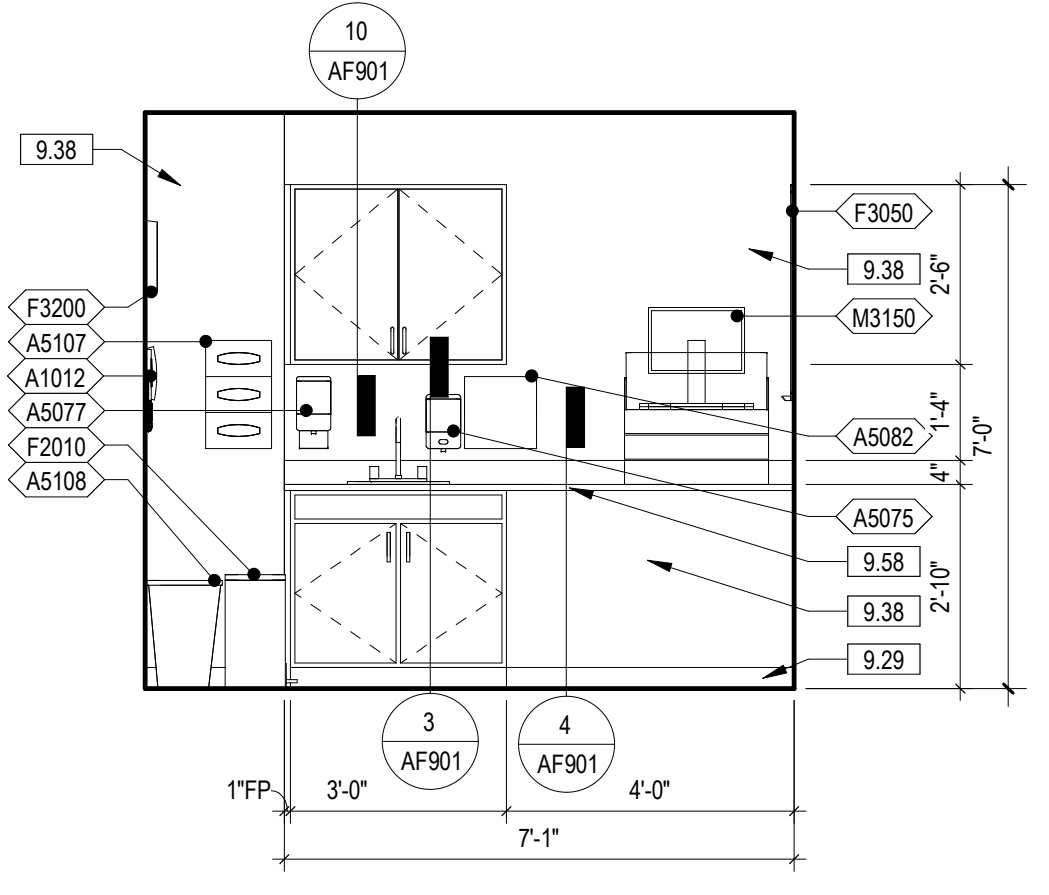
- REFERENCE SHEET G101 FOR TOILET ROOM ACCESSORY MOUNTING HEIGHTS
- REFERENCE PLUMBING DRAWINGS FOR PLUMBING FIXTURE TYPES
- ALL OUTSIDE EDGES OF WALL TILE TO RECEIVE METAL TRANSITION STRIP FOR OUTSIDE EDGES (TS).
- TRANSITIONS FROM PORCELAIN FLOOR TILE (PT1) TO PORCELAIN WALL TILE (PT2) TO RECEIVE METAL TRANSITION STRIP FOR COVE BASES (TS).
- EQUIPMENT TAGS BEGINNING WITH THE PREFIX (C-) ARE REPRESENTATIVE OF CANTEEN SERVICE EQUIPMENT.

KEYNOTE LEGEND

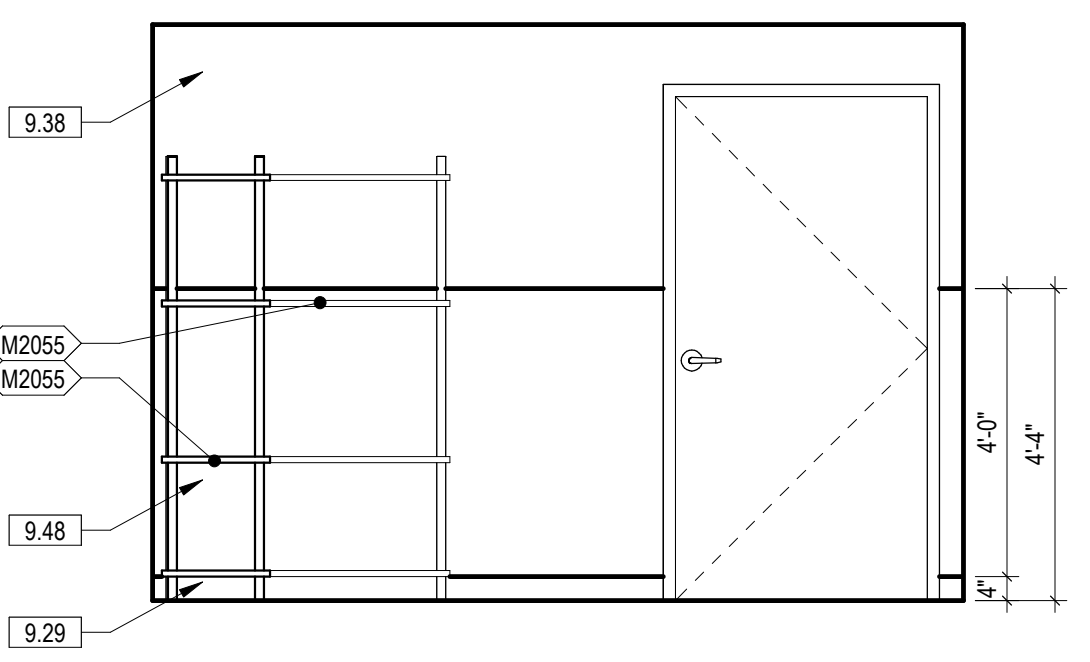
| | |
|------|---|
| 9.29 | BASE AS SCHEDULED |
| 9.33 | CG1, REFERENCE SHEET AF711 FOR FINISH LEGEND AND FINISH SCHEDULES |
| 9.38 | P2, REFERENCE SHEET AF711 FOR FINISH LEGEND AND FINISH SCHEDULES |
| 9.41 | P6, REFERENCE SHEET AF711 FOR FINISH LEGEND AND FINISH SCHEDULES |
| 9.42 | P8, REFERENCE SHEET AF711 FOR FINISH LEGEND AND FINISH SCHEDULES |
| 9.46 | PT3, REFERENCE SHEET AF711 FOR FINISH LEGEND AND FINISH SCHEDULES |
| 9.48 | WPI, REFERENCE SHEET AF711 FOR FINISH LEGEND AND FINISH SCHEDULES |
| 9.54 | PLAM1, REFERENCE SHEET AF711 FOR FINISH LEGEND AND FINISH SCHEDULES |
| 9.58 | ISS1, REFERENCE SHEET AF711 FOR FINISH LEGEND AND FINISH SCHEDULES |

FULLY SPRINKLERED
 100% BID SET

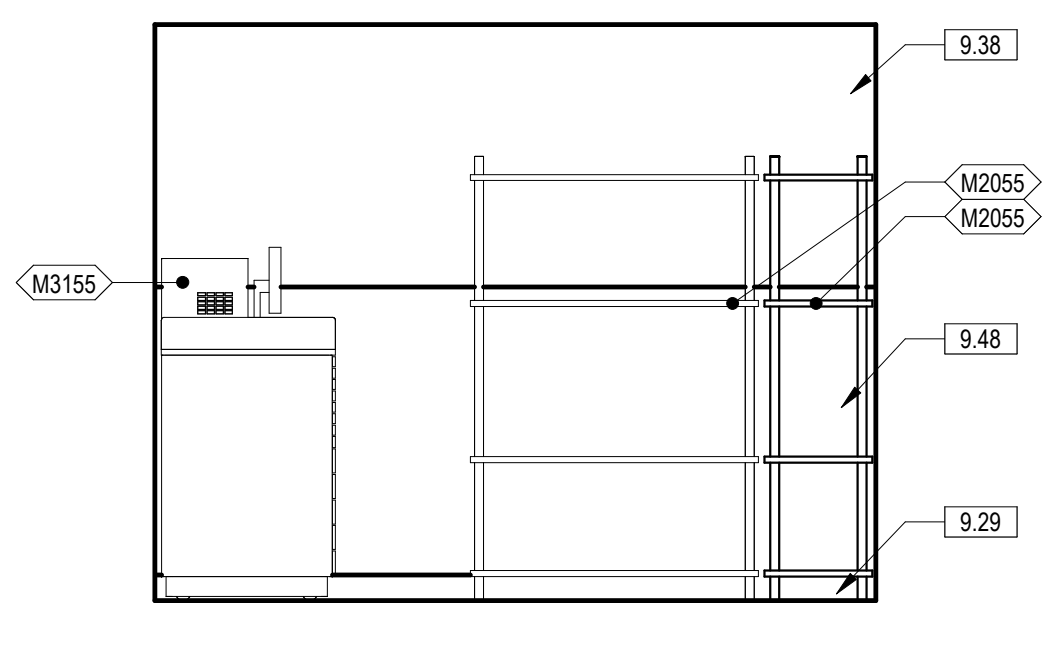
| | | | | | | | | | | | | | |
|-----|----------------------|------|---|--|--|---|--|--|-------------------|---|--|---|------------------------------------|
| NO. | REVISION DESCRIPTION | DATE | CONSULTANTS: STRUCTURAL / CIVIL ENGINEER H2B, INC. 1225 N. LOOP WEST, SUITE 800 HOUSTON, TX 77008 (713) 864-2900 INDUSTRIAL HYGIENIST RIVERFRONT HEALTH & SAFETY 1150 OLIVE STREET, ST. LOUIS, MO 63101 (314) 436-9492 | | | ARCHITECT: SPUR # 2016 SPUR DESIGN, LLC 312 SW 25TH STREET Oklahoma City, OK 73109 (405) 842-6100 KS ARCH REG. NO. A-930, EXP. 12/31/2023 KS ENGR REG. NO. E-2586, EXP. 12/31/2023 | | | STAMP: | Drawing Title PHASE ONE - ENLARGED PLANS & INTERIOR ELEVATIONS VA Health Care System Approval: | Project Title CONSTRUCT INFILL OF BUILDING 26 AND RENOVATE SPECIALTY CARE CLINICS Location 6500 EAST KELLOGG AVENUE WICHITA, KANSAS 67218 | Project Number 589-704 Building Number 26 Drawing Number AE408 Drawing # 61 OF 190 | Veterans Health Administration |
|-----|----------------------|------|---|--|--|---|--|--|-------------------|---|--|---|------------------------------------|



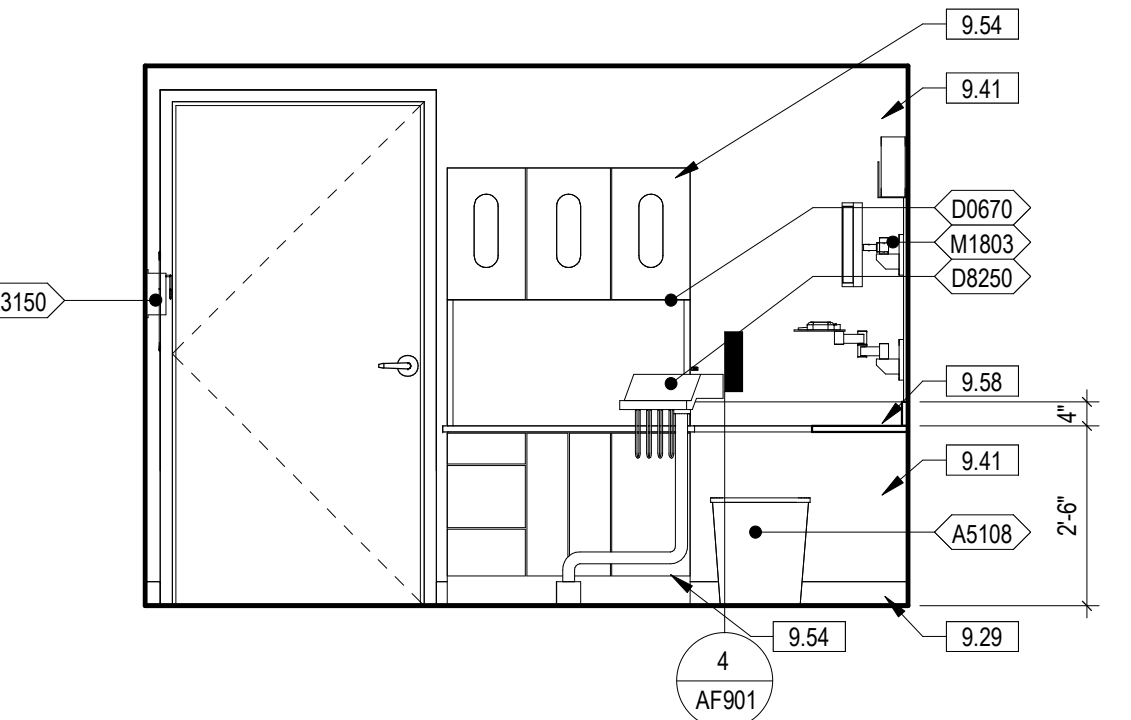
13 017 MEDICATION
3/8" = 1'-0" 3/AE410



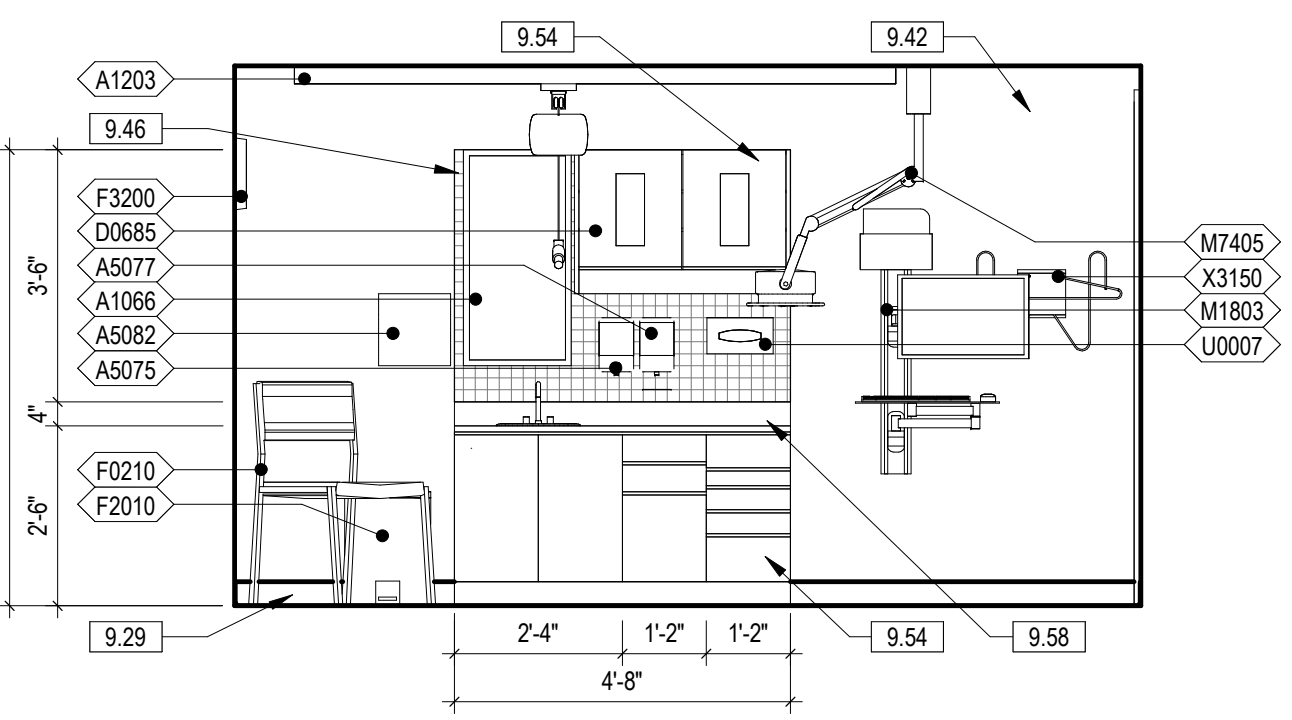
12 021 CLEAN SUPPLY EAST
3/8" = 1'-0" 1/AE411



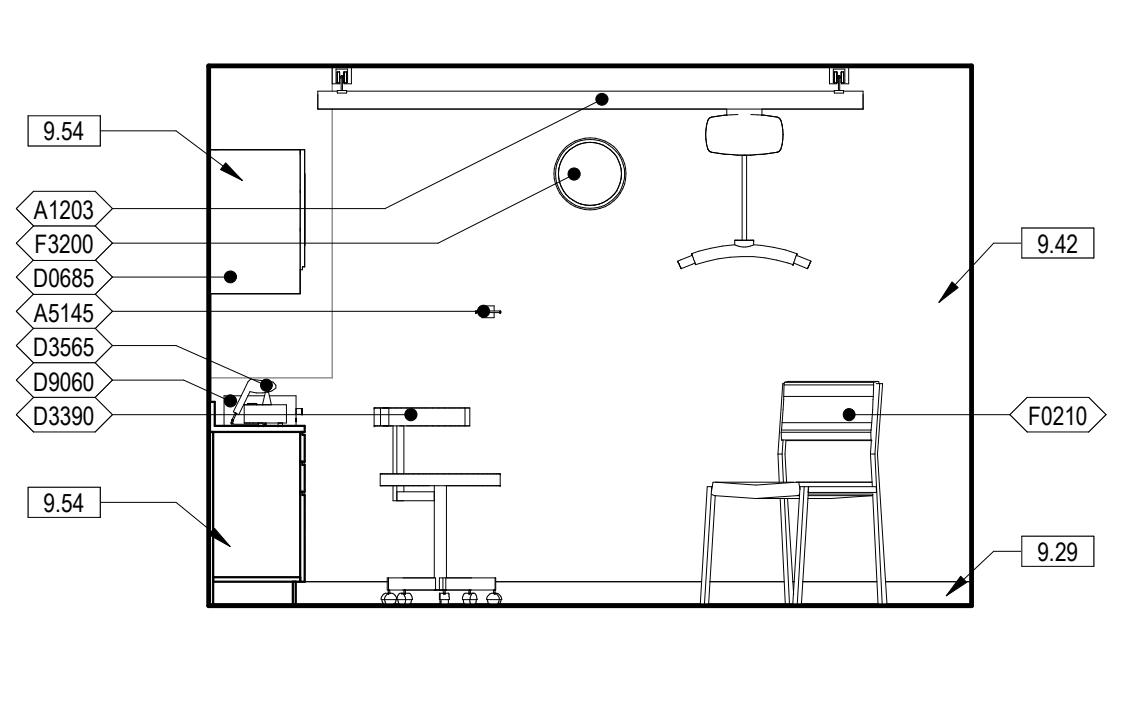
11 021 CLEAN SUPPLY NORTH
3/8" = 1'-0" 1/AE411



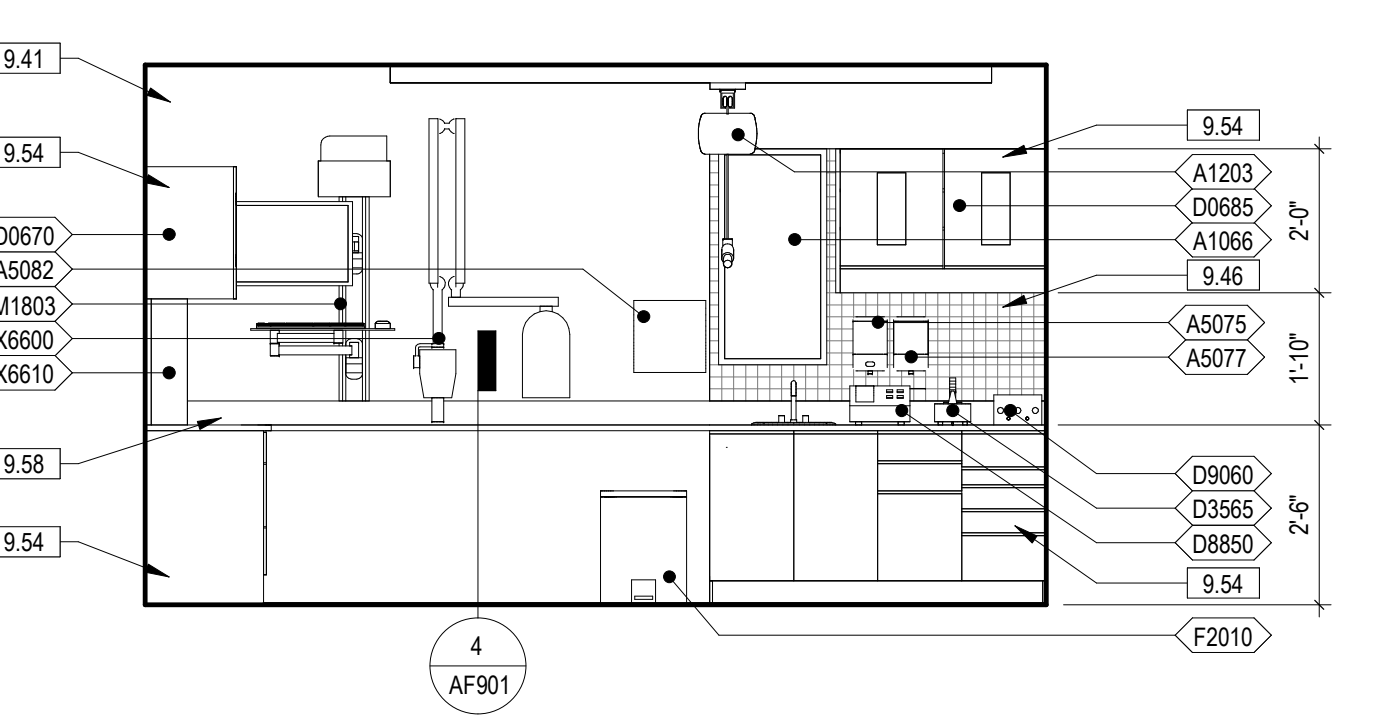
10 016 DTR-4 WEST
3/8" = 1'-0" 2/AE411



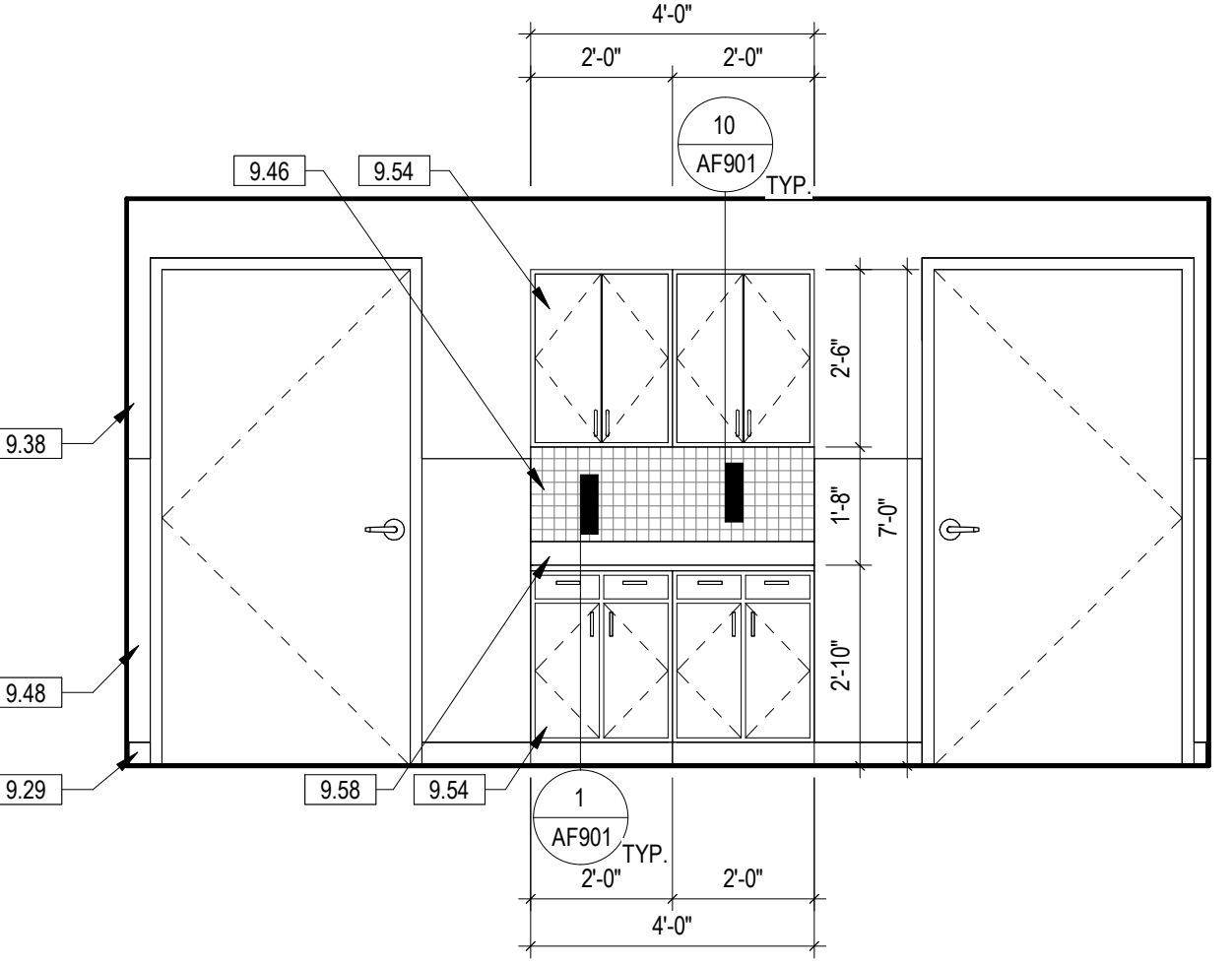
9 016 DTR-4 SOUTH
3/8" = 1'-0" 2/AE411



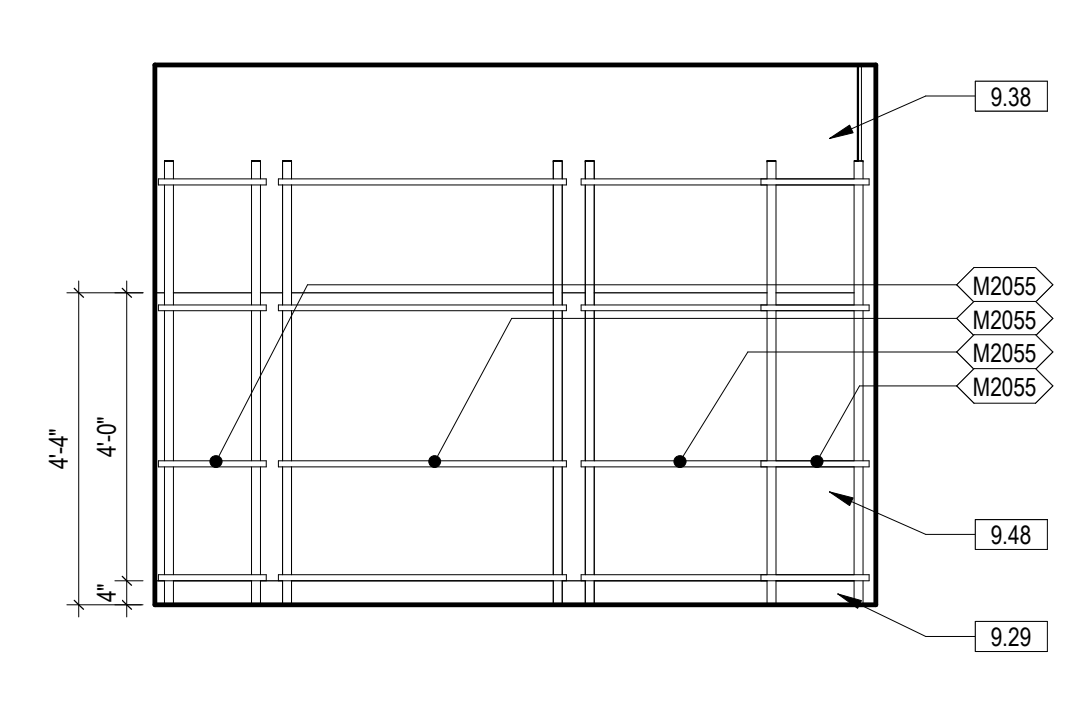
8 016 DTR-4 EAST
3/8" = 1'-0" 2/AE411



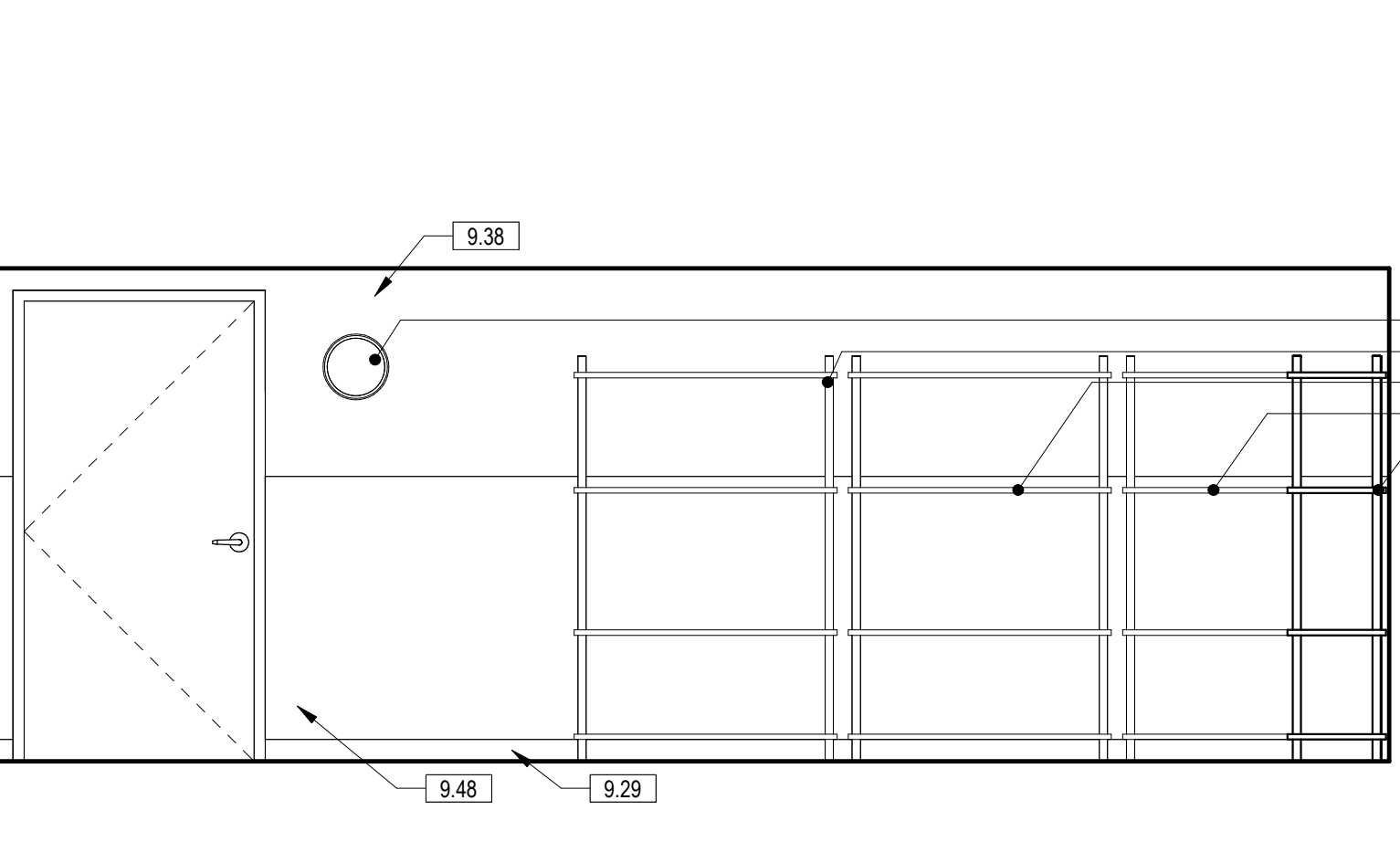
7 016 DTR-4 NORTH
3/8" = 1'-0" 2/AE411



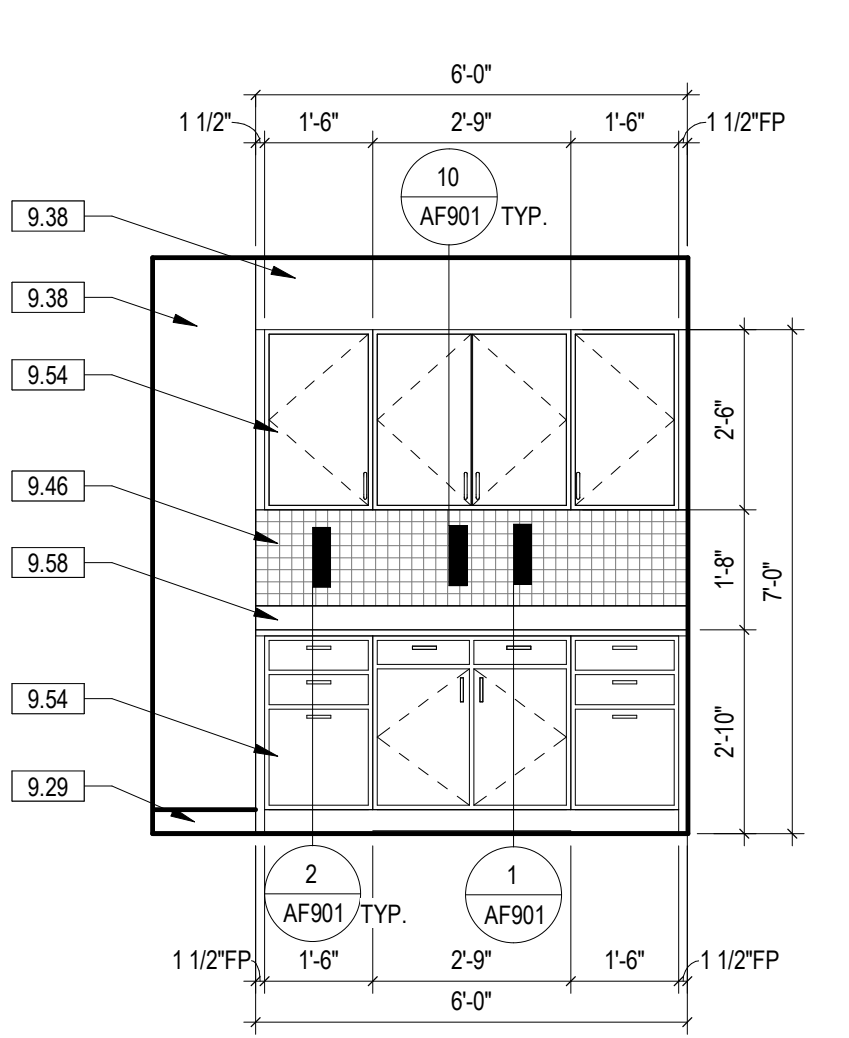
6 A005 EQUIP EAST
3/8" = 1'-0" 2/AE411



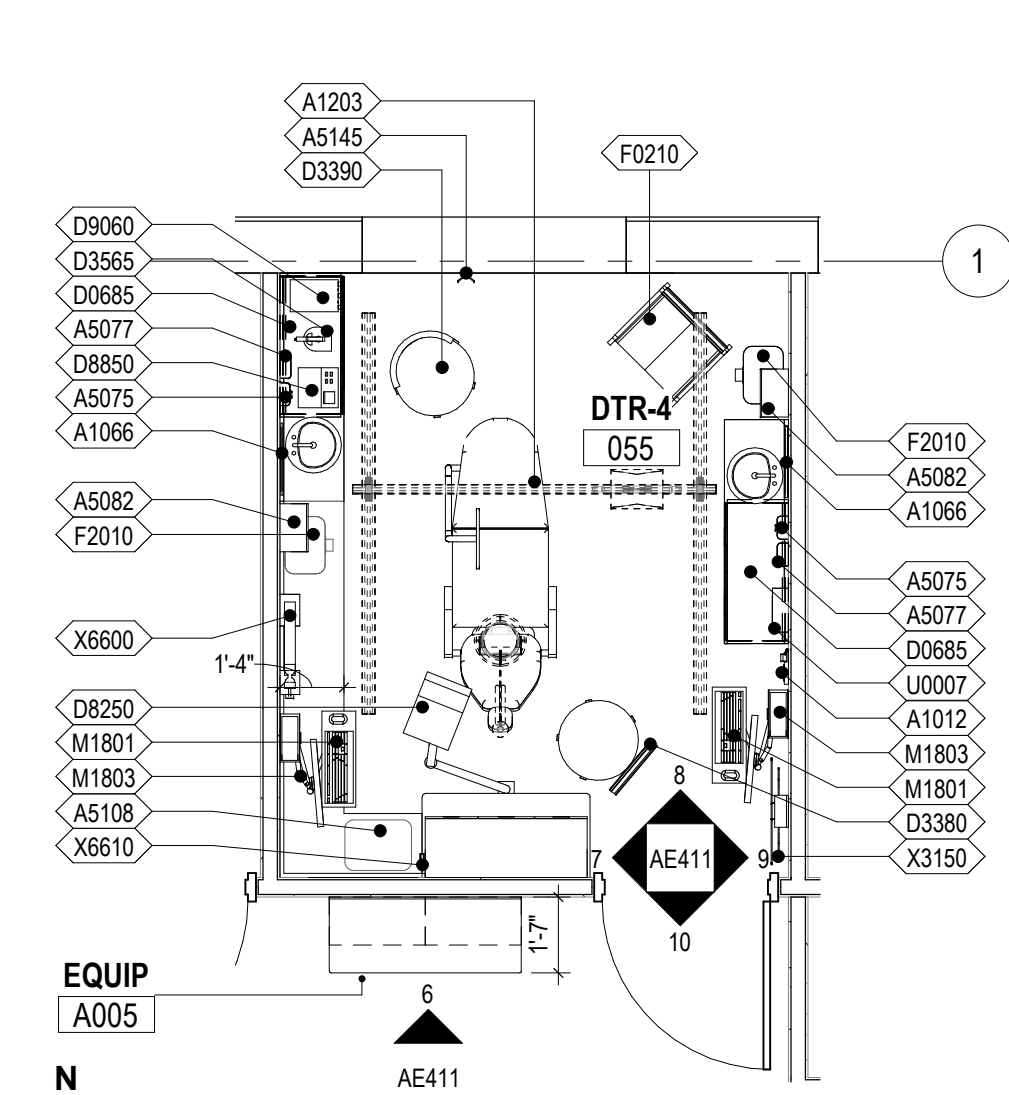
5 019 STERILE INSTRUMENTS SOUTH
3/8" = 1'-0" 1/AE411



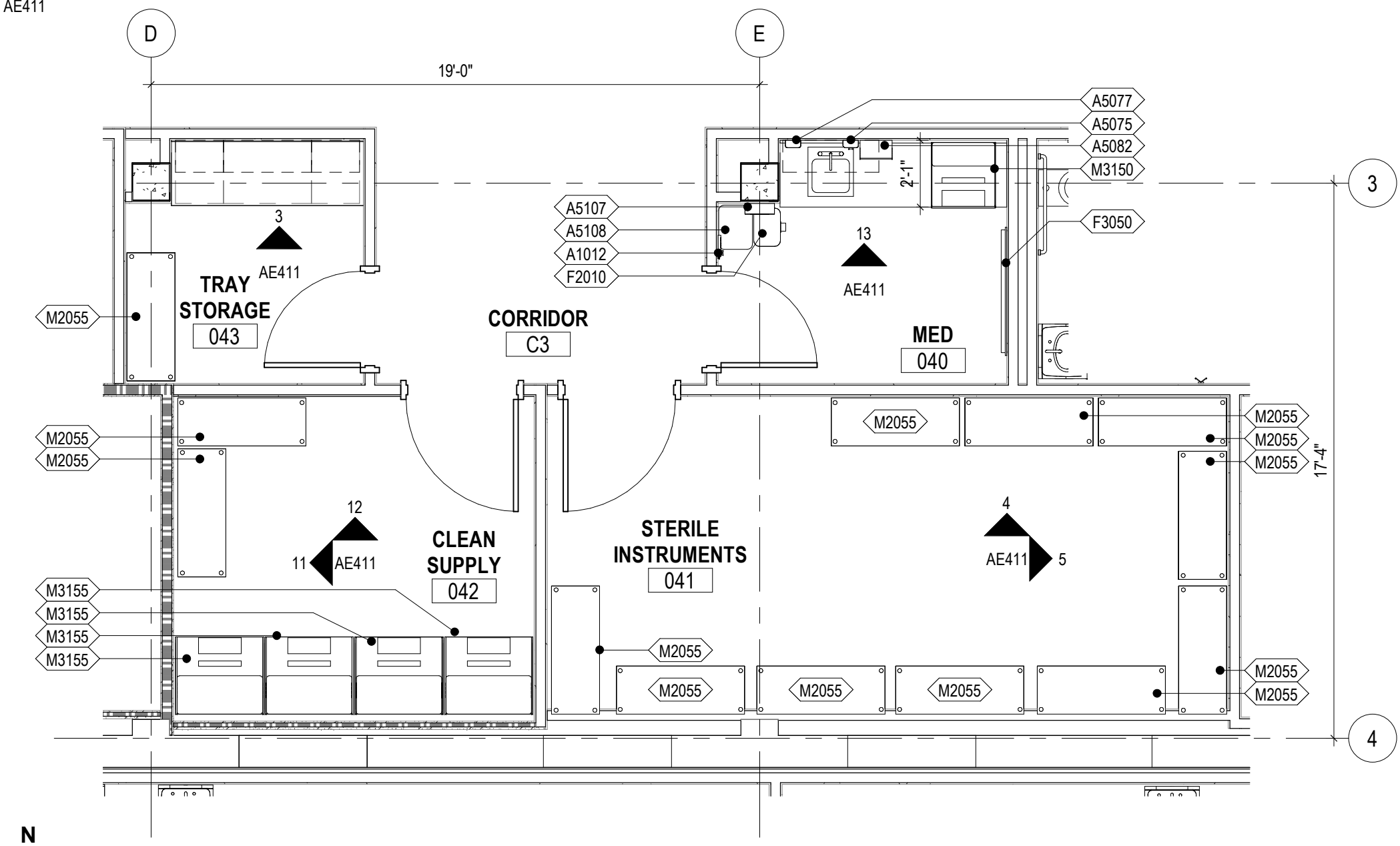
4 019 STERILE INSTRUMENTS EAST
3/8" = 1'-0" 1/AE410



3 023 TRAY STORAGE EAST
3/8" = 1'-0" 1/AE411



2 016 DTR-4
1/4" = 1'-0" 1/AE124



1 017, 019, 021, & 023 STAFF AREA
1/4" = 1'-0" 1/AE124

| TAG | NAME | ACQ |
|-------|---|-----|
| A1000 | FIRE EXTINGUISHER CABINET | C/C |
| A1000 | FIRE EXTINGUISHER CABINET, RECESSED | C/C |
| A1012 | TELEPHONE, WALL MOUNTED | V/V |
| A1015 | TELEPHONE, DESK, MULTIPLE LINE | V/V |
| A1030 | LOCKER, 2 PERSON, OVER/UNDER | C/C |
| A1066 | MIRROR, FLOAT GLASS | C/C |
| A1067 | MIRROR, FLOAT GLASS, ADA | C/C |
| A1080 | MIRROR, POSTURE, WALL MOUNTED | C/C |
| A1203 | LIFT SYSTEM, OVERHEAD, BARIATRIC | V/V |
| A5025 | BENCH, LOCKER ROOM, PORTABLE | V/V |
| A5075 | DISPENSER, SOAP, DISPOSABLE | V/V |
| A5077 | DISPENSER, HAND SANITIZER, HANDS FREE | V/V |
| A5082 | DISPENSER, PAPER TOWEL, SENSOR, HANDS FREE | C/C |
| A5090 | DISPOSAL, SANITARY NAPKIN | C/C |
| A5106 | WASTE DISPOSAL UNIT, SHARPS WITH GLOVE DISPENSER | V/V |
| A5107 | DISPENSER, GLOVE, SURGICAL-EXAMINATION | V/V |
| A5108 | WASTE DISPOSAL UNIT, SHARPS | V/V |
| A5109 | GRAB BAR, 1 1/4" DIA., 2 WALL, W/C ACCESSIBLE | C/C |
| A5135 | SHelf, UTILITY W/ MOP/BROOM HOLDERS, SURF MNTD | C/C |
| A5145 | HOOK, GARMENT, DOUBLE | C/C |
| A5200 | DISPENSER, TOILET ROLL | C/C |
| A5210 | BRACKET, TELEVISION, WALL MOUNTED, ADJUSTABLE ARM | V/V |
| A5220 | BRACKET, TELEVISION, WALL BACKING | C/C |
| A6046 | ARTWORK, DECORATIVE, W/FRAME | V/V |
| D0492 | WORKSTATION, DENTAL LAB, MICROBLASTING | V/V |
| D0670 | CONSOLE, TREATMENT UNIT, DENTAL OPERATORY | C/C |
| D0685 | CABINET, STORAGE, DENTAL OPERATORY, WALL MOUNTED | C/C |
| D0755 | TANK ASSEMBLY, BOILOUT-CURING, DOUBLE | V/V |
| D0820 | CLEANER, ULTRASONIC | V/V |
| D0860 | LIGHT, BENCH, DENTAL | V/V |
| D0881 | HOOD, FISHMOUTH | V/V |
| D0980 | WORKSTATION, DENTAL LAB, POLISHING, SINGLE | V/V |
| D3320 | CHAIR, OPERATING, DENTAL | V/V |
| D3380 | STOOL, OPERATING, DENTAL, DOCTOR | V/V |
| D3390 | STOOL, OPERATING, DENTAL, ASSISTANT | V/V |
| D3560 | CURING UNIT, DENTURE, 2 STAGE | V/V |
| D3565 | RESIN CURING UNIT, VISABLE LIGHT | V/V |
| D4001 | COMPRESSOR, DENTAL AIR, REFER PLUMBING SHEET P-601 FOR MORE INFORMATION | C/C |
| D4100 | CLEANER, STEAM, DENTAL | V/V |
| D4180 | POT, PNEUMATIC PRESSURE | V/V |
| D4260 | HANDPIECE, LABROTORY, DENTAL, ELECTRIC | V/V |
| D4310 | PRESS, FLASK, PNEUMATIC | V/V |
| D4560 | ENGINE, DENTAL, BENCH, ELECTRIC | V/V |
| D4590 | CHISEL, DENTAL, PNEUMATIC | V/V |
| D6250 | LATHE, DENTAL, BENCH MOUNTED | V/V |
| D6600 | MIXER-INVESTOR, WITH VACUUM | V/V |
| D6650 | FORMER, VACUUM WITH MOTER, VACUUM PUMP, HEATER | V/V |
| D8250 | DELIVERY SYSTEM, DENTAL | V/V |
| D8850 | AMALGAMATOR, DENTAL | V/V |
| D8950 | VIBRATOR, DENTAL, HEAVY DUTY | V/V |
| D8960 | VIBRATOR, DENTAL, STANDARD DUTY, UNDERCOUNTER | V/V |
| D9050 | TRIMMER, MODEL, DENTAL | V/V |
| D9060 | PROPHYLAXIS UNIT, ULTRASONIC | V/V |
| DEN20 | AIR, RETRACTABLE HOSE, CEILING MOUNTED | C/C |
| DEN26 | DENTURE TEETH CABINET | V/V |
| DEN27 | SMALL SUPPLY CABINET | V/V |
| DEN45 | BUCKET, 5 GALLON | V/V |
| DEN54 | DISPENSER, FACIAL TISSUE, WALL MOUNTED | V/V |

| TAG | NAME | ACQ |
|-------|--|-----|
| DEN64 | DENTAL LAB, PENCIL SHARPENER | V/V |
| E0063 | WORKSTATION, L-SHAPED WIPENISULA | V/V |
| E0117 | WORKSTATION, FREE STANDING, 48" WIDE | V/V |
| E0703 | TABLE, ADJUSTABLE HEIGHT | V/V |
| E0948 | CART GENERAL STORAGE, MOBILE | V/V |
| E0948 | CART, STORAGE | V/V |
| E0954 | CART, EMERGENCY, MOBILE | V/V |
| F0205 | CHAIR, SIDE WITH ARMS | V/V |
| F0206 | CHAIR, SIDE, BARIATRIC WITH ARMS | V/V |
| F0210 | SIDE CHAIR WITHOUT ARMS | V/V |
| F0225 | CHAIR, DINING ROOM | V/V |
| F0275 | CHAIR, SWIVEL, HIGH BACK | V/V |
| F0305 | CHAIR, WAITING ROOM, SINGLE | V/V |
| F0340 | STOOL, SELF ADJUSTING | V/V |
| F0420 | CABINET, FILING, LATERAL, HALF HEIGHT | V/V |
| F0421 | PEDISTAL FILE, MOBILE | V/V |
| F0505 | MOP BUCKET WITH WRINGER | V/V |
| F0740 | TABLE, OCCASIONAL, LAMP | V/V |
| F0795 | TABLE, DINING, 36" X 36" | V/V |
| F2000 | BASKET, WASTEPAPER | V/V |
| F2010 | BASKET, WASTEPAPER, STEP-ON | V/V |
| F2017 | CAN, TRASH, 24 GAL | V/V |
| F2020 | CAN, TRASH, 44 GAL | V/V |
| F2300 | RACK, MAGAZINE, WALL MOUNTED | V/V |
| F3050 | WHITEBOARD, DRY ERASE | V/V |
| F3065 | WHITE BOARD, BULLETIN BOARD COMBINATION | V/V |
| F3200 | CLOCK, BATTERY, 12" | V/V |
| K1552 | BREWER, COFFEE, AUTO, ELECTRIC, 3 BURNER | V/V |
| K4665 | OVEN, MICROWAVE, CONSUMER | V/V |
| L2337 | CANOPY, HOOD, FUME | C/C |
| L7400 | BURNER, SAFETY, BUNSEN | V/V |
| M0515 | TELEVISION, PLASMA | V/V |
| M1100 | RESUSCITATOR, BAG-MASK, HAND OPERATED | V/V |
| M1801 | COMPUTER WITH FLAT PANEL MONITOR | V/V |
| M1802 | WORKSTATION, COMPUTER, WALL MOUNTED | C/C |
| M1803 | WORKSTATION, COMPUTER, ADJUSTABLE | V/V |
| M1825 | PRINTER, COMPUTER | V/V |
| M1840 | PRINTER, COPIER, FAX COMBINATION | V/V |
| M2055 | SHELVING, STORAGE, WIRE, W. ADJUSTABLE SHELVES | V/V |
| M2700 | SEALER, HEAT, PLASTIC BAG, W/ MOTOR, PORTABLE | V/V |
| M3070 | HAMPER, LINEN | V/V |
| M3072 | FRAME, INFECTIOUS WASTE BAG WITH LID | V/V |
| M3150 | DISTRIBUTION SYSTEM, MEDICATION, COUNTER UNIT | V/V |
| M3155 | CABINET, INVENTORY MANAGEMENT SYSTEM | V/V |
| M4020 | SCALE, PERSON WEIGHING, HIGH CAPACITY | V/V |
| M4100 | SPHYGMOMANOMETER, ANEROID, WALL MOUNTED | V/V |
| M4116 | MONITOR, VITAL SIGNS, ON MOBILE STAND | V/V |
| M4200 | OTOSCOPE/OPHTHALMOSCOPE, WALL MOUNTED | V/V |
| M4705 | WHEELCHAIR, PATIENT TRANSPORT, FOLDING | V/V |
| M4710 | WHEELCHAIR, PATIENT, BARIATRIC, TRANSPORT, FOLDING | V/V |
| M7401 | LIGHT, EXAM, MOBILE, SPOTLIGHT, MOBILE STAND | V/V |
| M7405 | LIGHT, DENTAL EXAM, CEILING MOUNTED | V/V |
| M7660 | DEFIBRILLATOR, MONITOR, RECORDER, PORTABLE | V/V |
| M8080 | PATIENT LIFT, MOBILE | V/V |
| M8769 | ASPIRATOR, RESUSCITATION, PORTABLE W BATTERY | V/V |
| M8910 | CART, SURGICAL CASE | V/V |
| M9025 | TABLE, EXAMINATION/TREATMENT WITH CABINET | V/V |
| R7000 | REFRIGERATOR, 14 CUBIC FEET | V/V |
| U0005 | GUN, HOT GLUE | V/V |
| U0006 | GUN, SPRAY, WATER/AIR | V/V |
| U0007 | DISPENSER, DISINFECTANT WIPES | V/V |
| X3150 | RACK, APRON-GLOVED, WALL MOUNTED | V/V |
| X6500 | RADIOGRAPHIC UNIT, DENTAL, PANOGRAPHIC | V/V |
| X6600 | RADIOGRAPHIC UNIT, DENTAL, WALL MOUNTED | V/V |
| X6605 | IMAGER, DENTAL, DIGITAL IMAGE | V/V |
| X6610 | SENSOR, DENTAL IMAGING SYSTEM | V/V |

- GENERAL ENLARGED PLAN AND INTERIOR ELEVATION NOTES - PHASE TWO
- REFERENCE SHEET G1001 FOR TOILET ROOM ACCESSORY MOUNTING HEIGHTS
 - REFERENCE PLUMBING DRAWINGS FOR PLUMBING FIXTURE TYPES.
 - ALL OUTSIDE EDGES OF WALL TILE TO RECEIVE METAL TRANSITION STRIP FOR OUTSIDE EDGES (T3).
 - TRANSITIONS FROM PORCELAIN FLOOR TILE (PT1) TO PORCELAIN WALL TILE (PT2) TO RECEIVE METAL TRANSITION STRIP FOR COVE BASES (T3).
 - EQUIPMENT TAGS BEGINNING WITH THE PREFIX (DEN-...) ARE REPRESENTATIVE OF DENTAL LAB EQUIPMENT.

KEYNOTE LEGEND

| | |
|------|--|
| 9.29 | BASE AS SCHEDULED |
| 9.38 | P2, REFERENCE SHEET AF711 FOR FINISH LEGEND AND FINISH SCHEDULES |
| 9.41 | P5, REFERENCE SHEET AF711 FOR FINISH LEGEND AND FINISH SCHEDULES |
| 9.42 | P5, REFERENCE SHEET AF711 FOR FINISH LEGEND AND FINISH SCHEDULES |
| 9.46 | PT3, REFERENCE SHEET AF711 FOR FINISH LEGEND AND FINISH SCHEDULES |
| 9.48 | WP1, REFERENCE SHEET AF711 FOR FINISH LEGEND AND FINISH SCHEDULES |
| 9.54 | PLM1, REFERENCE SHEET AF711 FOR FINISH LEGEND AND FINISH SCHEDULES |
| 9.58 | SS1, REFERENCE SHEET AF711 FOR FINISH LEGEND AND FINISH SCHEDULES |

| NO. | REVISION DESCRIPTION | DATE |
|-----|----------------------|------|
| | | |
| | | |
| | | |

CONSULTANTS:

| | | |
|---|---|---|
| STRUCTURAL / CIVIL ENGINEER H2B, INC. 1225 N. LOOP WEST, SUITE 800 HOUSTON, TX 77008 (713) 964-2900 | MECH / ELEC / PLUMB / TECH ENGR POOLE FIRE PROTECTION, INC. 19910 WEST 161ST STREET OLATHE, KANSAS 66062 (713) 829-8690 | FIRE PROTECTION ENGINEER 10901 FRONT BEACH ROAD, STE 1415 PANAMA CITY, FL 32407 (502) 836-4232 |
| INDUSTRIAL HYGIENIST RIVERFRONT HEALTH & SAFETY 3190 N. SIWAN ROAD TUCSON, AZ 85712 (520) 886-8650 | HEALTHCARE PLANNER INNOVA GROUP 1150 OLIVE STREET, ST. LOUIS, MO 63101 (314) 436-9492 | PHYSICAL SECURITY FORCE PROTECT 1150 OLIVE STREET, ST. LOUIS, MO 63101 (314) 436-9492 |

ARCHITECT:

SPUR # 2016

SPUR DESIGN

SPUR DESIGN, LLC
312 SW 25TH STREET
Oklahoma City, OK 73109
(405) 842-6100

KS ARCH REG. NO. A-930, EXP. 12/31/2023
KS ENGR REG. NO. E-2586, EXP. 12/31/2023

STAMP:

Drawing Title
PHASE TWO - ENLARGED PLANS & INTERIOR ELEVATIONS

VA Health Care System Approval:

Project Title
CONSTRUCT INFILL OF BUILDING 26 AND RENOVATE SPECIALTY CARE CLINICS

Location
5500 EAST KELLOGG AVENUE
WICHITA, KANSAS 67218

Date
12/21/2022

Checked
AJS

Drawn
SNP

Project Number
589-704

Building Number
26

Drawing Number
AE411

Drawing # 64 OF 190

**FULLY SPRINKLERED
100% BID SET**

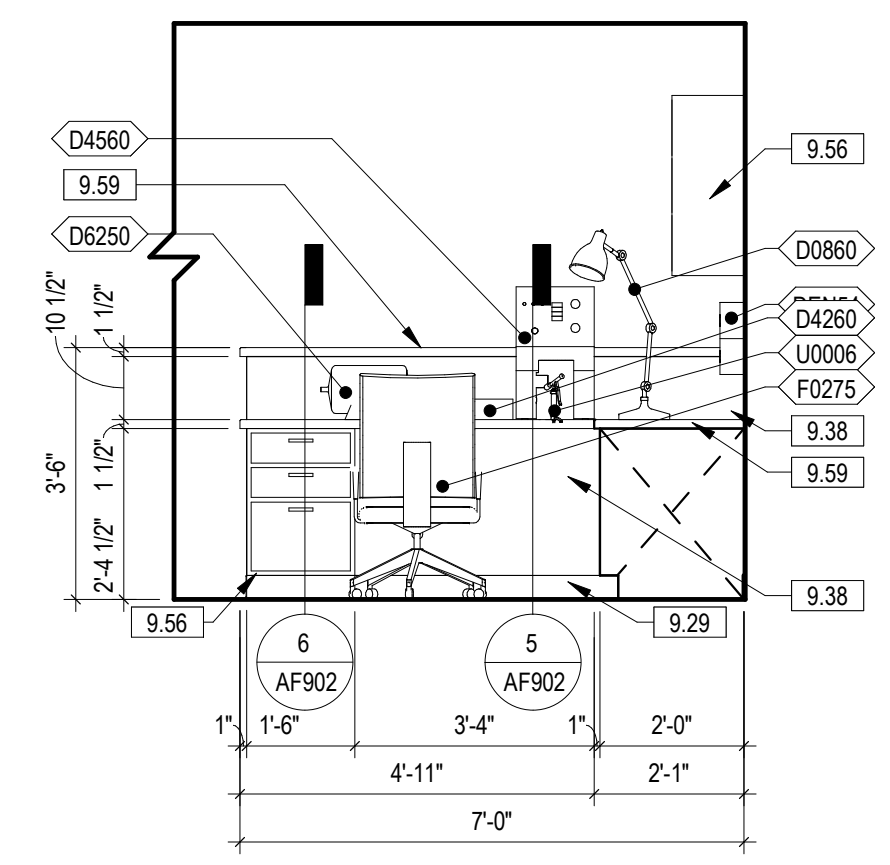
Veterans Health Administration

VA U.S. Department of Veterans Affairs

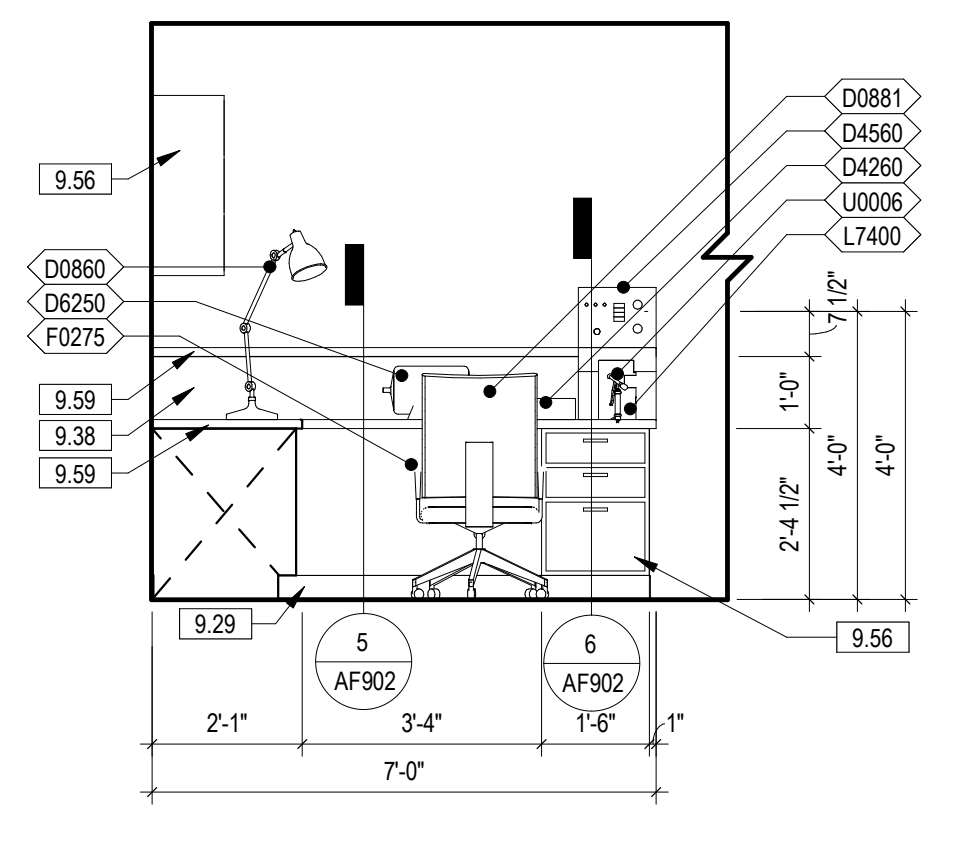
12/20/2022 9:52:26 AM

| EQUIPMENT SCHEDULE - PHASE TWO | | |
|--------------------------------|---|-------|
| TAG | NAME | ACQ |
| A1000 | FIRE EXTINGUISHER CABINET | C / C |
| A1000 | FIRE EXTINGUISHER CABINET, RECESSED | C / C |
| A1012 | TELEPHONE, WALL MOUNTED | V / V |
| A1015 | TELEPHONE, DESK, MULTIPLE LINE | V / V |
| A1030 | LOCKER, 2 PERSON, OVER/UNDER | C / C |
| A1066 | MIRROR, FLOAT GLASS | C / C |
| A1067 | MIRROR, FLOAT GLASS, ADA | C / C |
| A1080 | MIRROR, POSTURE, WALL MOUNTED | C / C |
| A1203 | LIFT SYSTEM, OVERHEAD, BARIATRIC | V / V |
| A5025 | BENCH, LOCKER ROOM, PORTABLE | V / V |
| A5075 | DISPENSER, SOAP, DISPOSABLE | V / V |
| A5077 | DISPENSER, HAND SANITIZER, HANDS FREE | V / V |
| A5082 | DISPENSER, PAPER TOWEL, SENSOR, HANDS FREE | C / C |
| A5090 | DISPOSAL, SANITARY NAPKIN | C / C |
| A5106 | WASTE DISPOSAL UNIT, SHARPS WITH GLOVE DISPENSER | V / V |
| A5107 | DISPENSER, GLOVE, SURGICAL-EXAMINATION | V / V |
| A5108 | WASTE DISPOSAL UNIT, SHARPS | V / V |
| A5109 | GRAB BAR, 1 1/4" DIA., 2 WALL, W/C ACCESSIBLE | C / C |
| A5135 | SHELF, UTILITY W/ MOP/BROOM HOLDERS, SURF MNTD | C / C |
| A5145 | HOOK, GARMENT, DOUBLE | C / C |
| A5200 | DISPENSER, TOILET ROLL | C / C |
| A5210 | BRACKET, TELEVISION, WALL MOUNTED, ADJUSTABLE ARM | V / V |
| A5220 | BRACKET, TELEVISION, WALL BACKING | C / C |
| A6046 | ARTWORK, DECORATIVE, W/FRAME | V / V |
| D0492 | WORKSTATION, DENTAL LAB, MICROBLASTING | V / V |
| D0670 | CONSOLE, TREATMENT UNIT, DENTAL OPERATORY | C / C |
| D0685 | CABINET, STORAGE, DENTAL OPERATORY, WALL MOUNTED | C / C |
| D0755 | TANK ASSEMBLY, BOILOUT-CURING, DOUBLE | V / V |
| D0820 | CLEANER, ULTRASONIC | V / V |
| D0860 | LIGHT, BENCH, DENTAL | V / V |
| D0881 | HOOD, FISHMOUTH | V / V |
| D0980 | WORKSTATION, DENTAL LAB, POLISHING, SINGLE | V / V |
| D3320 | CHAIR, OPERATING, DENTAL | V / V |
| D3380 | STOOL, OPERATING, DENTAL, DOCTOR | V / V |
| D3390 | STOOL, OPERATING, DENTAL, ASSISTANT | V / V |
| D3560 | CURING UNIT, DENTURE, 2 STAGE | V / V |
| D3565 | RESIN CURING UNIT, VISABLE LIGHT | V / V |
| D4001 | COMPRESSOR, DENTAL AIR, REFER PLUMBING SHEET P-601 FOR MORE INFORMATION | C / C |
| D4100 | CLEANER, STEAM, DENTAL | V / V |
| D4180 | POT, PNEUMATIC PRESSURE | V / V |
| D4260 | HANDPIECE, LABORATORY, DENTAL, ELECTRIC | V / V |
| D4310 | PRESS, FLASK, PNEUMATIC | V / V |
| D4560 | ENGINE, DENTAL, BENCH, ELECTRIC | V / V |
| D4590 | CHISEL, DENTAL, PNEUMATIC | V / V |
| D6250 | LATHE, DENTAL, BENCH MOUNTED | V / V |
| D6600 | MIXER-INVESTOR, WITH VACUUM | V / V |
| D6650 | FORMER, VACUUM WITH MOTER, VACUUM PUMP, HEATER | V / V |
| D8250 | DELIVERY SYSTEM, DENTAL | V / V |
| D8850 | AMALGAMATOR, DENTAL | V / V |
| D8950 | VIBRATOR, DENTAL, HEAVY DUTY | V / V |
| D8960 | VIBRATOR, DENTAL, STANDARD DUTY, UNDERCOUNTER | V / V |
| D9050 | TRIMMER, MODEL, DENTAL | V / V |
| D9060 | PROPHYLAXIS UNIT, ULTRASONIC | V / V |
| DEN20 | AIR, RETRACTABLE HOSE, CEILING MOUNTED | C / C |
| DEN27 | SMALL SUPPLY CABINET | V / V |
| DEN45 | BUCKET, 5 GALLON | V / V |
| DEN54 | DISPENSER, FACIAL TISSUE, WALL MOUNTED | V / V |

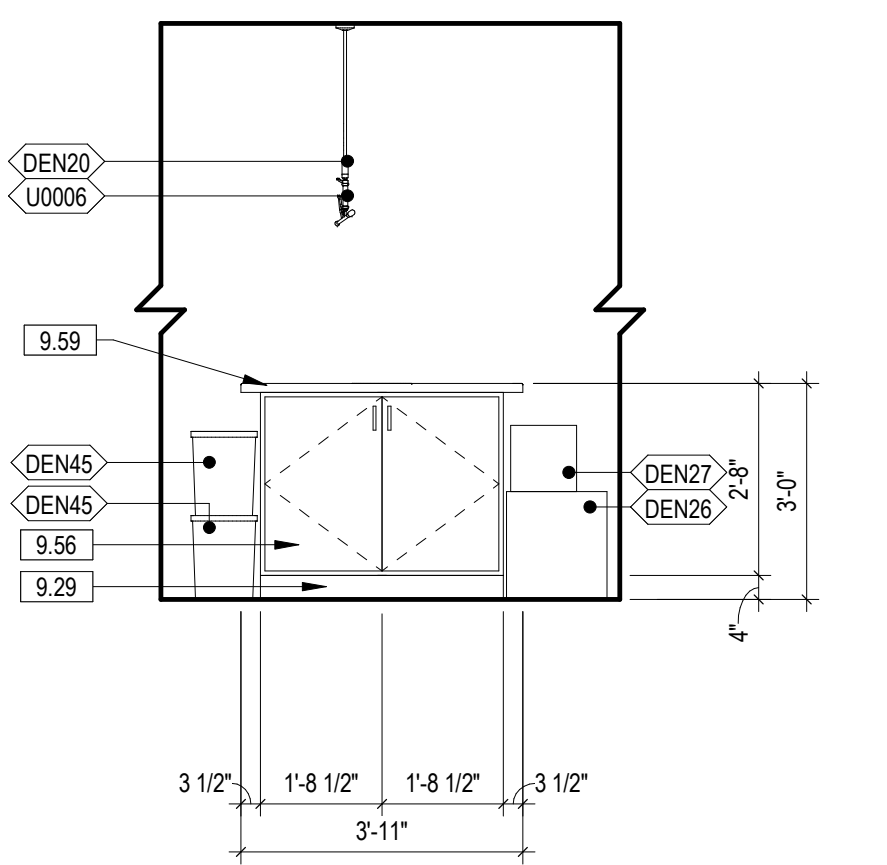
| EQUIPMENT SCHEDULE - PHASE TWO | | |
|--------------------------------|--|-------|
| TAG | NAME | ACQ |
| DEN64 | DENTAL LAB, PENCIL SHARPENER | V / V |
| E0063 | WORKSTATION, L-SHAPED WIPENISULA | V / V |
| E0117 | WORKSTATION, FREE STANDING, 48" WIDE | V / V |
| E0703 | TABLE, ADJUSTABLE HEIGHT | V / V |
| E0948 | CART GENERAL STORAGE, MOBILE | V / V |
| E0948 | CART, STORAGE | V / V |
| E0954 | CART, EMERGENCY, MOBILE | V / V |
| F0205 | CHAIR, SIDE WITH ARMS | V / V |
| F0206 | CHAIR, SIDE, BARIATRIC WITH ARMS | V / V |
| F0210 | SIDE CHAIR WITHOUT ARMS | V / V |
| F0225 | CHAIR, DINING ROOM | V / V |
| F0275 | CHAIR, SWIVEL, HIGH BACK | V / V |
| F0305 | CHAIR, WAITING ROOM, SINGLE | V / V |
| F0340 | STOOL, SELF ADJUSTING | V / V |
| F0421 | PEDISTAL FILE, MOBILE | V / V |
| F0505 | MOP BUCKET WITH WRINGER | V / V |
| F0740 | TABLE, OCCASIONAL, LAMP | V / V |
| F0795 | TABLE, DINING, 36" X 36" | V / V |
| F2000 | BASKET, WASTEPAPER | V / V |
| F2010 | BASKET, WASTEPAPER, STEP-ON | V / V |
| F2017 | CAN, TRASH, 24 GAL | V / V |
| F2020 | CAN, TRASH, 44 GAL | V / V |
| F2300 | RACK, MAGAZINE, WALL MOUNTED | V / V |
| F3050 | WHITEBOARD, DRY ERASE | V / V |
| F3065 | WHITE BOARD, BULLETIN BOARD COMBINATION | V / V |
| F3200 | CLOCK, BATTERY, 12" | V / V |
| K1552 | BREWER, COFFEE, AUTO, ELECTRIC, 3 BURNER | V / V |
| K4665 | OVEN, MICROWAVE, CONSUMER | V / V |
| L2337 | CANOPY, HOOD, FUME | C / C |
| L7400 | BURNER, SAFETY, BUNSEN | V / V |
| M0515 | TELEVISION, PLASMA | V / V |
| M1100 | RESUSCITATOR, BAG-MASK, HAND OPERATED | V / V |
| M1801 | COMPUTER WITH FLAT PANEL MONITOR | V / V |
| M1802 | WORKSTATION, COMPUTER, WALL MOUNTED | C / C |
| M1803 | WORKSTATION, COMPUTER, ADJUSTABLE | V / V |
| M1825 | PRINTER, COMPUTER | V / V |
| M1840 | PRINTER, COPIER, FAX COMBINATION | V / V |
| M2055 | SHELVING, STORAGE, WIRE, W. ADJUSTABLE SHELVES | V / V |
| M2700 | SEALER, HEAT, PLASTIC BAG, W/ MOTOR, PORTABLE | V / V |
| M3070 | HAMPER, LINEN | V / V |
| M3072 | FRAME, INFECTIOUS WASTE BAG WITH LID | V / V |
| M3150 | DISTRIBUTION SYSTEM, MEDICATION, COUNTER UNIT | V / V |
| M3155 | CABINET, INVENTORY MANAGEMENT SYSTEM | V / V |
| M4020 | SCALE, PERSON WEIGHING, HIGH CAPACITY | V / V |
| M4100 | SPHYGMOMANOMETER, ANEROID, WALL MOUNTED | V / V |
| M4116 | MONITOR, VITAL SIGNS, ON MOBILE STAND | V / V |
| M4200 | OTOSCOPE/OPHTHALMOSCOPE, WALL MOUNTED | V / V |
| M4705 | WHEELCHAIR, PATIENT TRANSPORT, FOLDING | V / V |
| M7401 | LIGHT, EXAM, MOBILE, SPOTLIGHT, MOBILE STAND | V / V |
| M7405 | LIGHT, DENTAL EXAM, CEILING MOUNTED | V / V |
| M7660 | REFRIGERATOR, MONITOR, RECORDER, PORTABLE | V / V |
| M8080 | PATIENT LIFT, MOBILE | V / V |
| M8759 | ASPIRATOR, RESUSCITATION, PORTABLE W BATTERY | V / V |
| M8910 | CART, SURGICAL CASE | V / V |
| M9025 | TABLE, EXAMINATION/TREATMENT WITH CABINET | V / V |
| R7000 | REFRIGERATOR, 14 CUBIC FEET | V / V |
| U0005 | GUN, HOT GLUE | V / V |
| U0006 | GUN, SPRAY, WATER/AIR | V / V |
| U0007 | DISPENSER, DISINFECTANT WIPES | V / V |
| X3150 | RACK, APRON-GLOVED, WALL MOUNTED | V / V |
| X6500 | RADIOGRAPHIC UNIT, DENTAL, PANOGRAPHIC | V / V |
| X6600 | RADIOGRAPHIC UNIT, DENTAL, WALL MOUNTED | V / V |
| X6605 | IMAGER, DENTAL, DIGITAL IMAGE | V / V |
| X6610 | SENSOR, DENTAL IMAGING SYSTEM | V / V |



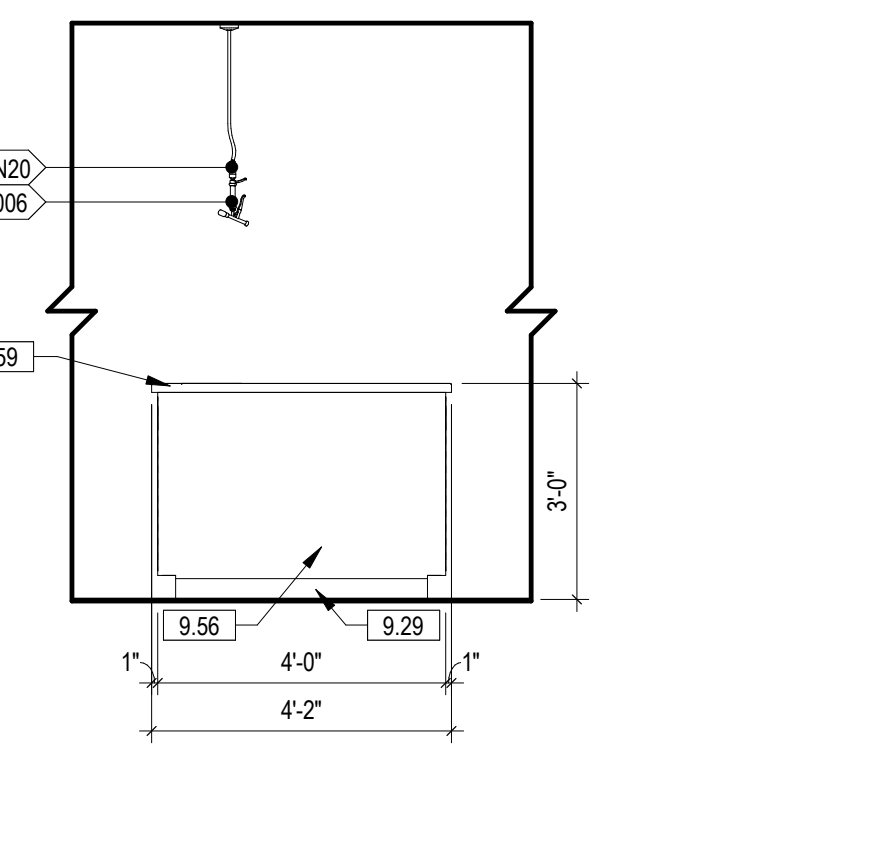
10 024 LAB WORKSTATION
3/8" = 1'-0" 1/AE413



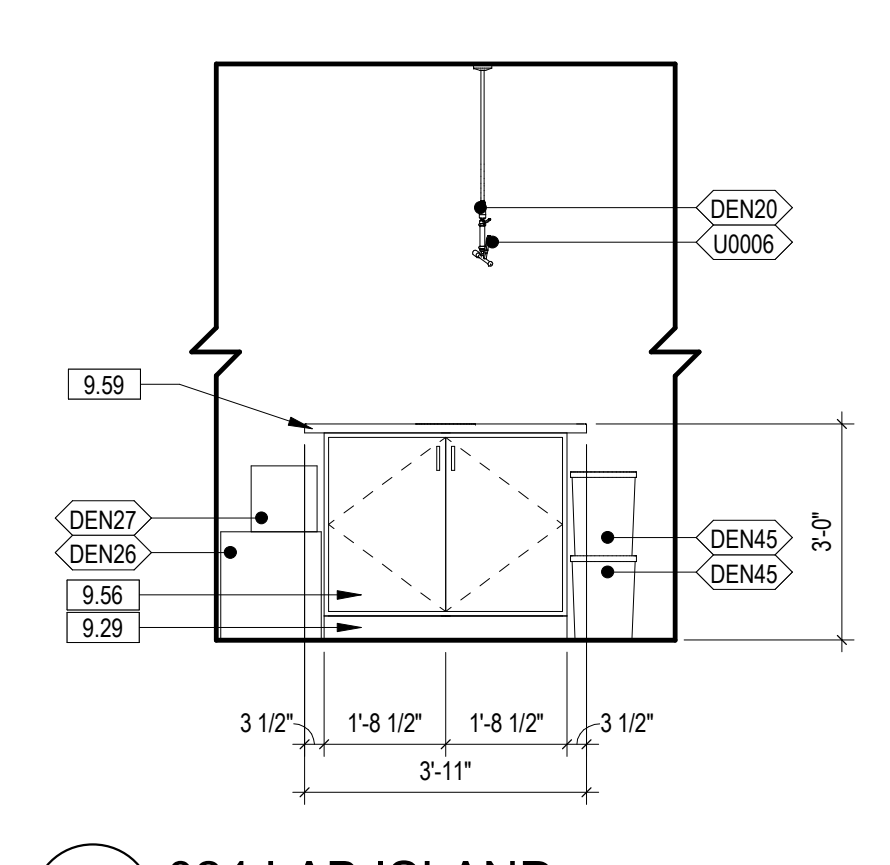
9 024 LAB WORKSTATION
3/8" = 1'-0" 1/AE413



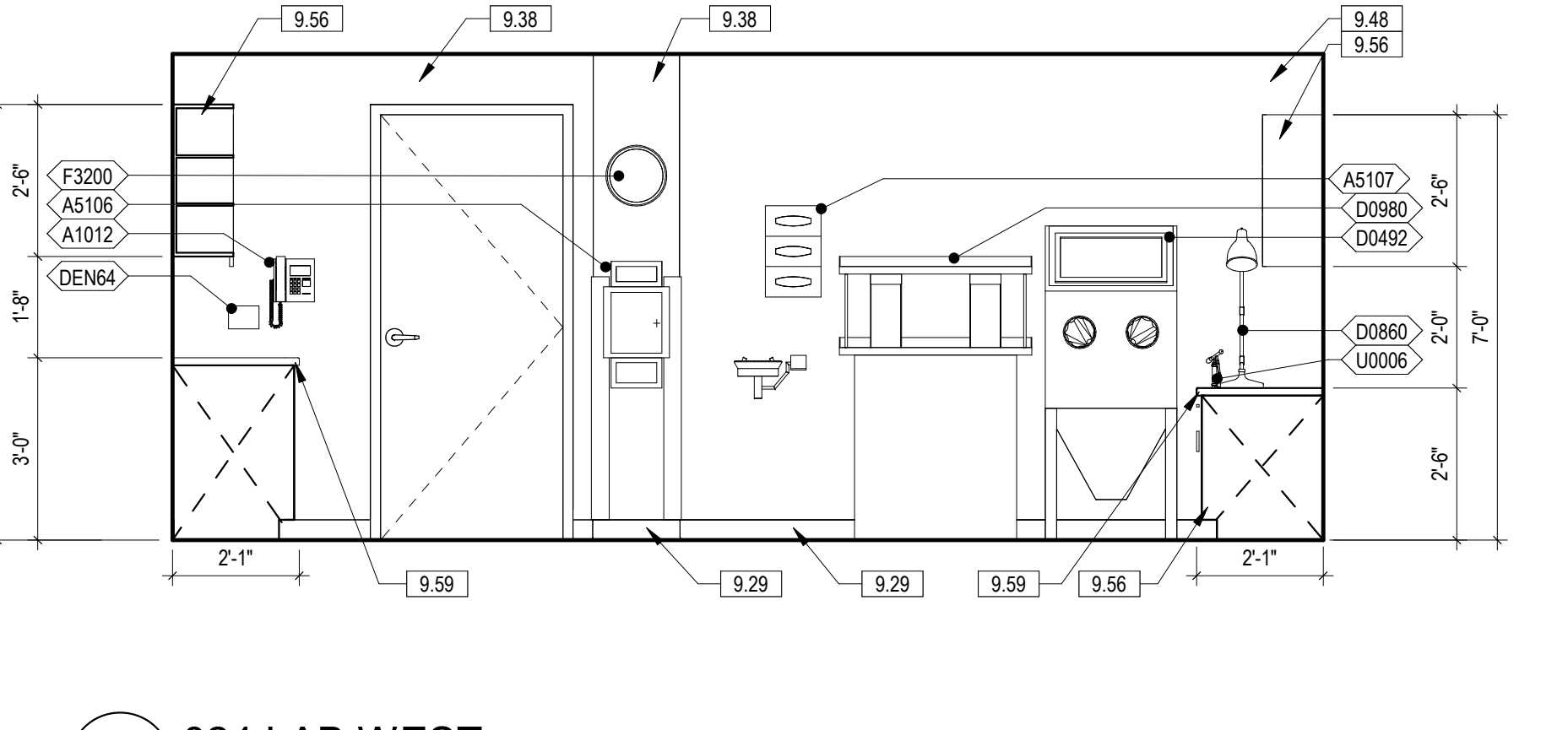
8 024 LAB ISLAND
3/8" = 1'-0" 1/AE413



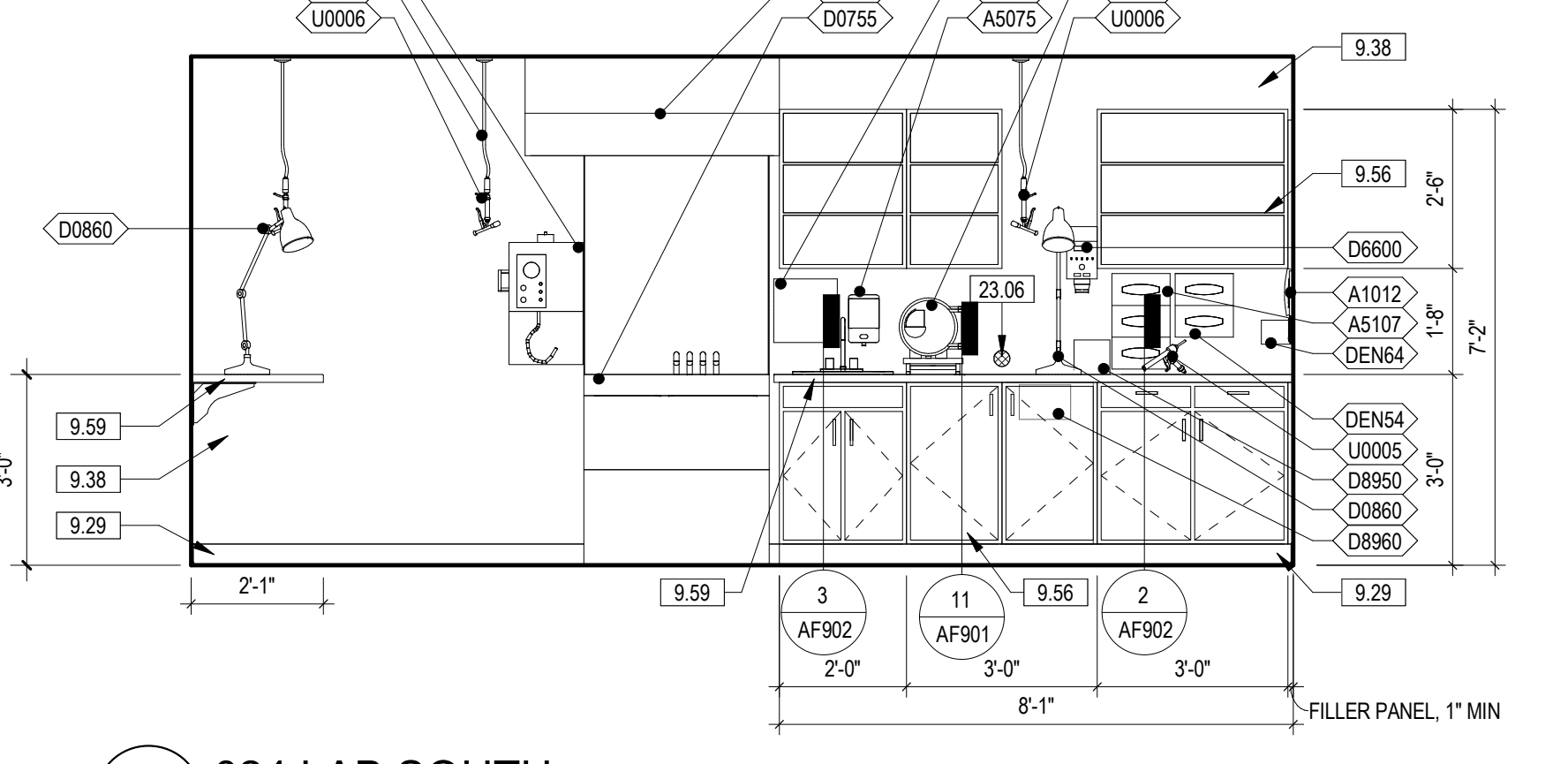
7 024 LAB ISLAND
3/8" = 1'-0" 1/AE413



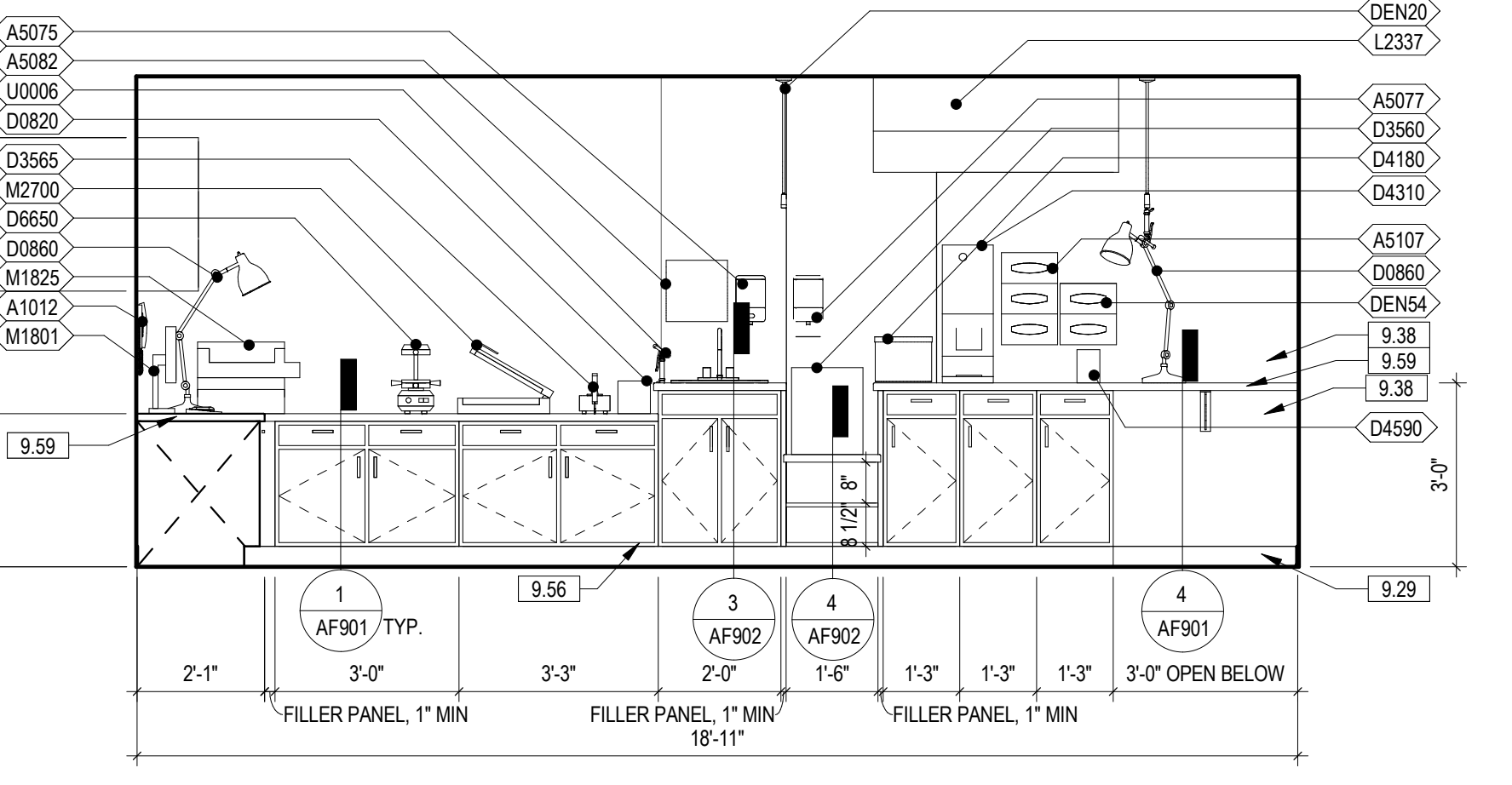
6 024 LAB ISLAND
3/8" = 1'-0" 1/AE413



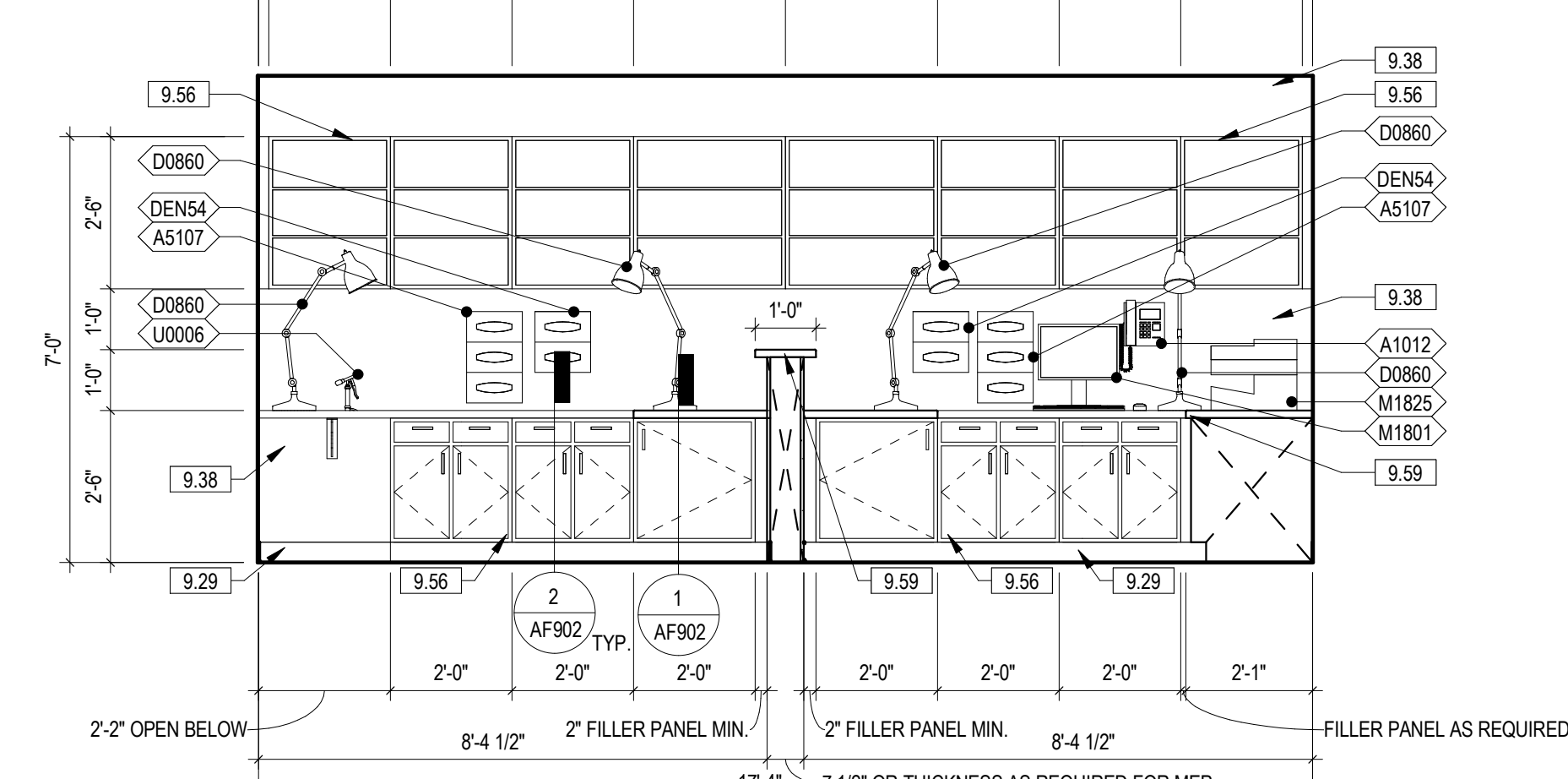
5 024 LAB WEST
3/8" = 1'-0" 2/AE412



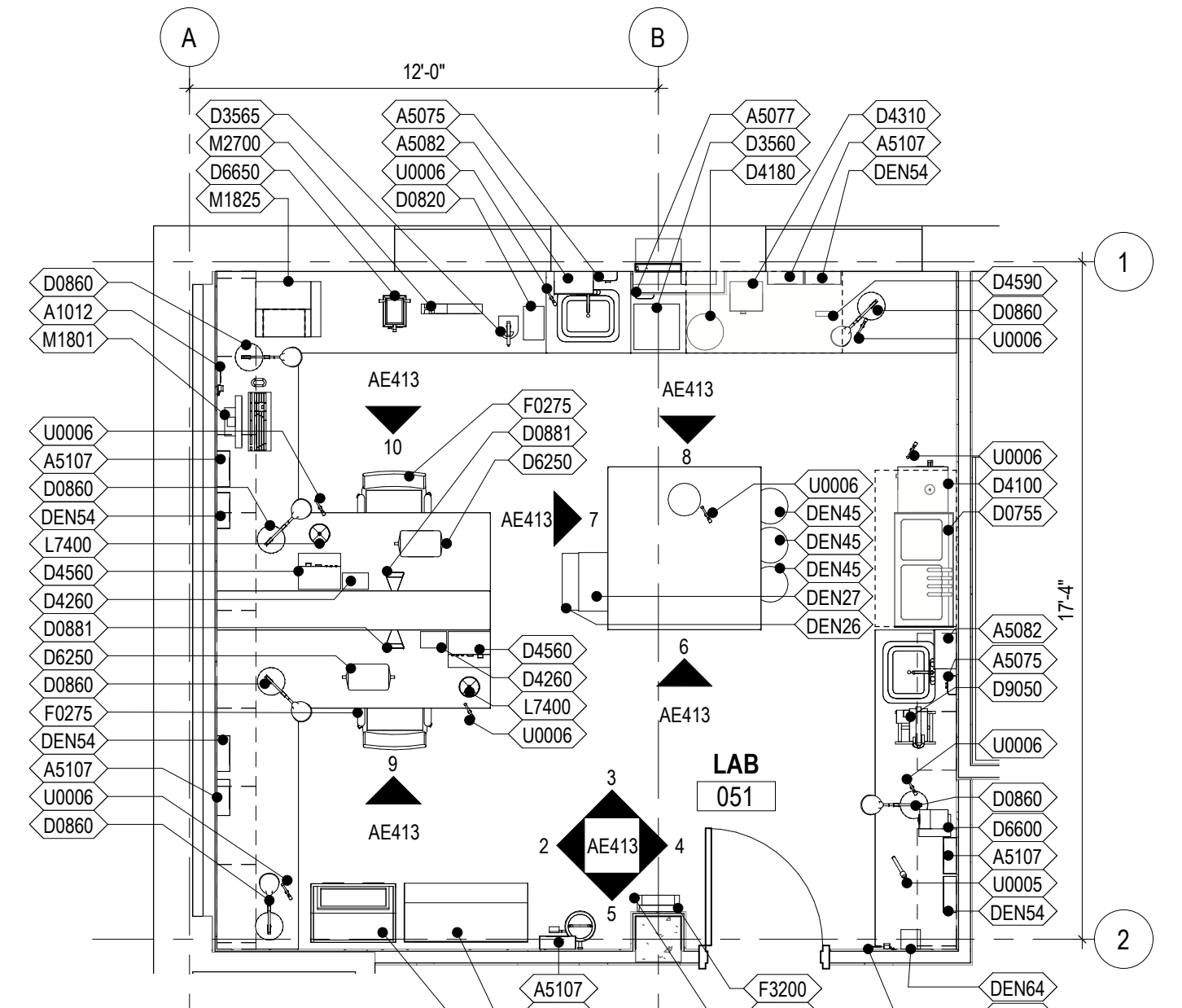
4 024 LAB SOUTH
3/8" = 1'-0" 1/AE413



3 024 LAB EAST
3/8" = 1'-0" 2/AE412



2 024 LAB NORTH
3/8" = 1'-0" 1/AE413



1 024 LAB
1/4" = 1'-0" 1/AE124

- GENERAL ENLARGED PLAN AND INTERIOR ELEVATION NOTES - PHASE TWO
- REFERENCE SHEET G1001 FOR TOILET ROOM ACCESSORY MOUNTING HEIGHTS
 - REFERENCE PLUMBING DRAWINGS FOR PLUMBING FIXTURE TYPES.
 - ALL OUTSIDE EDGES OF WALL TILE TO RECEIVE METAL TRANSITION STRIP FOR OUTSIDE EDGES (TS).
 - TRANSITIONS FROM PORCELAIN FLOOR TILE (PT1) TO PORCELAIN WALL TILE (PT2) TO RECEIVE METAL TRANSITION STRIP FOR COVE BASES (TS).
 - EQUIPMENT TAGS BEGINNING WITH THE PREFIX (DEN-...) ARE REPRESENTATIVE OF DENTAL LAB EQUIPMENT.

- KEYNOTE LEGEND
- 9.29 BASE AS SCHEDULED
 - 9.38 P2, REFERENCE SHEET AF711 FOR FINISH LEGEND AND FINISH SCHEDULES
 - 9.48 WP1, REFERENCE SHEET AF711 FOR FINISH LEGEND AND FINISH SCHEDULES
 - 9.56 PLM3, REFERENCE SHEET AF711 FOR FINISH LEGEND AND FINISH SCHEDULES
 - 9.59 SS2, REFERENCE SHEET AF711 FOR FINISH LEGEND AND FINISH SCHEDULES
 - 23.06 DUST SUCTION WITH CAP. SEE MECHANICAL DRAWINGS

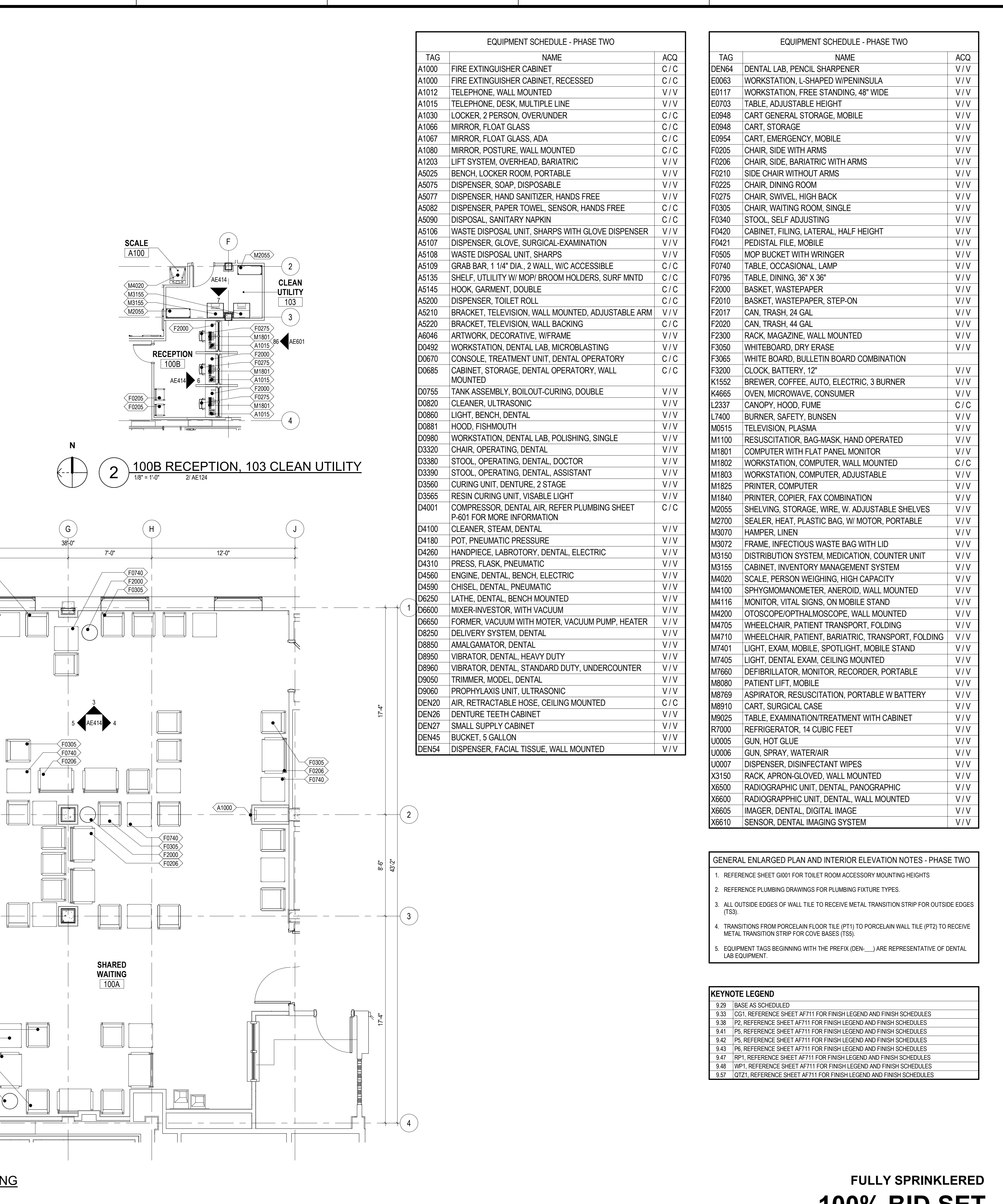
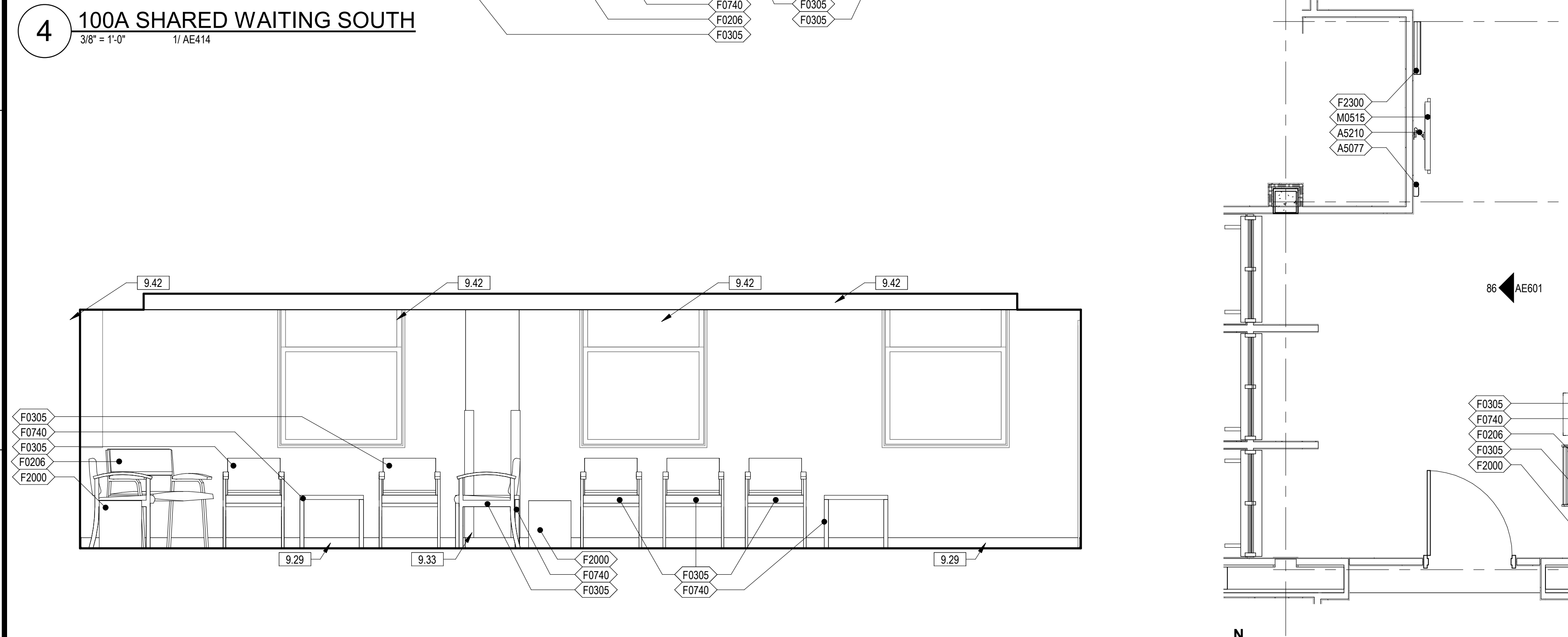
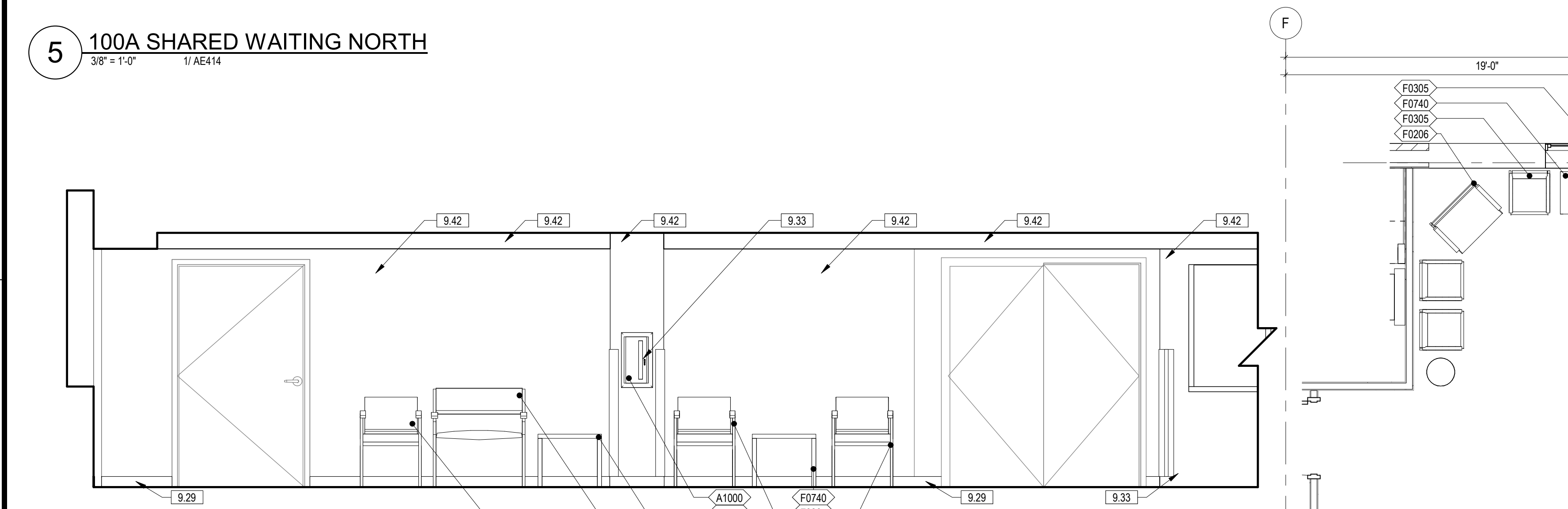
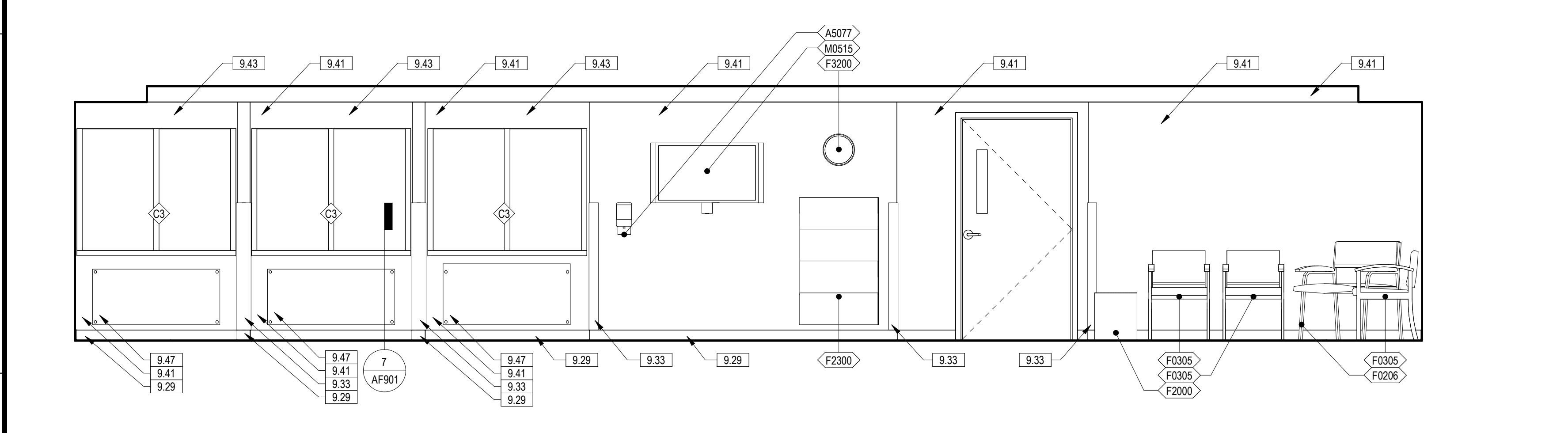
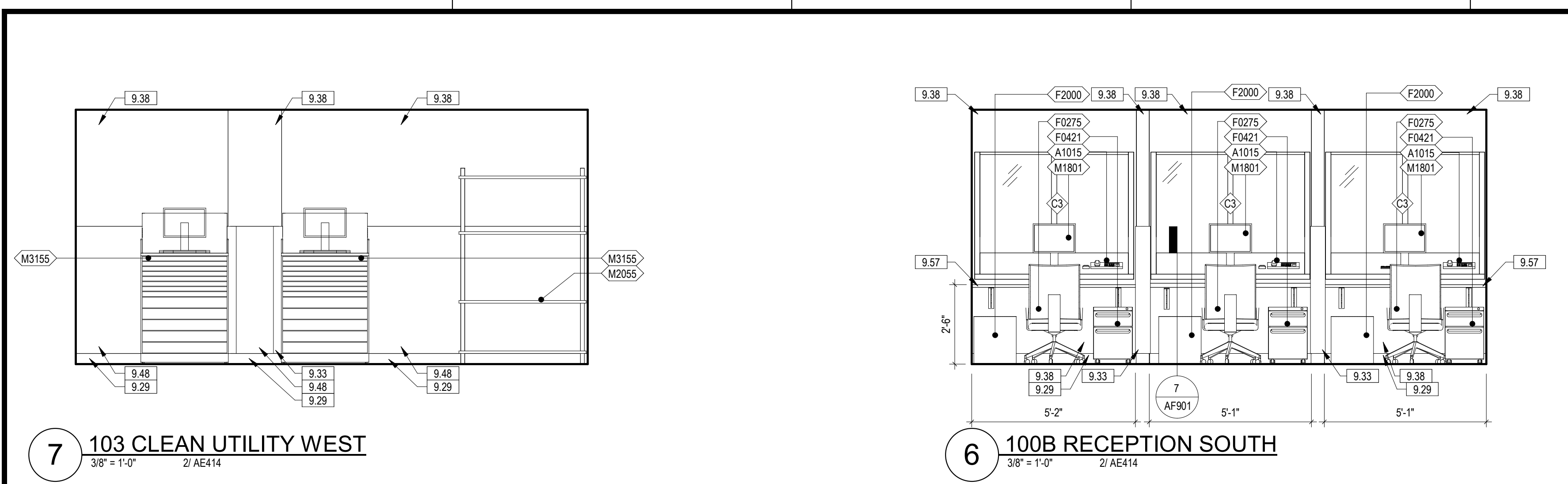
FULLY SPRINKLERED
100% BID SET

| | | | | | | | | | |
|-----|----------------------|--------------|--|---|----------------------------------|---|--|---|------------------------------------|
| NO. | REVISION DESCRIPTION | DATE | CONSULTANTS: STRUCTURAL / CIVIL ENGINEER H2B, INC. 1225 N. LOOP WEST, SUITE 800 HOUSTON, TX 77008 (713) 864-2900 INDUSTRIAL HYGIENIST RIVERFRONT HEALTH & SAFETY 3190 N. SIWAN ROAD TUCSON, AZ 85712 (513) 434-9492 | ARCHITECT: SPUR DESIGN, LLC 312 SW 25TH STREET Oklahoma City, OK 73109 (405) 842-6100 KS ARCH REG. NO. A-930, EXP. 12/31/2023 KS ENGR REG. NO. E-2586, EXP. 12/31/2023 | SPUR # 2016 STAMP: | Drawing Title PHASE TWO - ENLARGED PLANS & INTERIOR ELEVATIONS VA Health Care System Approval: | Project Title CONSTRUCT INFILL OF BUILDING 26 AND RENOVATE SPECIALTY CARE CLINICS Location 6500 EAST KELLOGG AVENUE WICHITA, KANSAS 67218 Date 12/21/2022 | Project Number 589-704 Building Number 26 Drawing Number AE413 Drawing # 66 OF 190 | Veterans Health Administration |
| | Checked AJS | Drawn SNP | | | | | | | |

three inches = one foot
 one and one half inches = one foot
 one inch = one foot
 three quarters inch = one foot
 one half inch = one foot
 three eighths inch = one foot
 one quarter inch = one foot
 one eighth inch = one foot

12/20/2022 9:52:36 AM

VA FORM 08-6231



| EQUIPMENT SCHEDULE - PHASE TWO | | |
|--------------------------------|---|-----|
| TAG | NAME | ACQ |
| A1000 | FIRE EXTINGUISHER CABINET | C/C |
| A1000 | FIRE EXTINGUISHER CABINET, RECESSED | C/C |
| A1012 | TELEPHONE, WALL MOUNTED | V/V |
| A1015 | TELEPHONE, DESK, MULTIPLE LINE | V/V |
| A1030 | LOCKER, 2 PERSON, OVER/UNDER | C/C |
| A1066 | MIRROR, FLOAT GLASS | C/C |
| A1067 | MIRROR, FLOAT GLASS, ADA | C/C |
| A1080 | MIRROR, POSTURE, WALL MOUNTED | C/C |
| A1203 | LIFT SYSTEM, OVERHEAD, BARIATRIC | V/V |
| A5025 | BENCH, LOCKER ROOM, PORTABLE | V/V |
| A5075 | DISPENSER, SOAP, DISPOSABLE | V/V |
| A5077 | DISPENSER, HAND SANITIZER, HANDS FREE | V/V |
| A5082 | DISPENSER, PAPER TOWEL, SENSOR, HANDS FREE | C/C |
| A5090 | DISPOSAL, SANITARY NAPKIN | C/C |
| A5106 | WASTE DISPOSAL UNIT, SHARPS WITH GLOVE DISPENSER | V/V |
| A5107 | DISPENSER, GLOVE, SURGICAL-EXAMINATION | V/V |
| A5108 | WASTE DISPOSAL UNIT, SHARPS | V/V |
| A5109 | GRAB BAR, 1 1/4" DIA., 2 WALL, W/C ACCESSIBLE | C/C |
| A5135 | SHelf, UTILITY W/ MOP/BROOM HOLDERS, SURF MNTD | C/C |
| A5145 | HOOK, GARMENT, DOUBLE | C/C |
| A5200 | DISPENSER, TOILET ROLL | C/C |
| A5210 | BRACKET, TELEVISION, WALL MOUNTED, ADJUSTABLE ARM | V/V |
| A5220 | BRACKET, TELEVISION, WALL BACKING | C/C |
| A6046 | ARTWORK, DECORATIVE, W/FRAME | V/V |
| D0492 | WORKSTATION, DENTAL LAB, MICROBLASTING | V/V |
| D0670 | CONSOLE, TREATMENT UNIT, DENTAL OPERATORY | C/C |
| D0685 | CABINET, STORAGE, DENTAL OPERATORY, WALL MOUNTED | C/C |
| D0755 | TANK ASSEMBLY, BOILOUT-CURING, DOUBLE | V/V |
| D0820 | CLEANER, ULTRASONIC | V/V |
| D0860 | LIGHT, BENCH, DENTAL | V/V |
| D0881 | HOOD, FISHMOUTH | V/V |
| D0980 | WORKSTATION, DENTAL LAB, POLISHING, SINGLE | V/V |
| D3320 | CHAIR, OPERATING, DENTAL | V/V |
| D3380 | STOOL, OPERATING, DENTAL, DOCTOR | V/V |
| D3390 | STOOL, OPERATING, DENTAL, ASSISTANT | V/V |
| D3560 | CURING UNIT, DENTURE, 2 STAGE | V/V |
| D3565 | RESIN CURING UNIT, VISABLE LIGHT | V/V |
| D4001 | COMPRESSOR, DENTAL AIR, REFER PLUMBING SHEET P-601 FOR MORE INFORMATION | C/C |
| D4100 | CLEANER, STEAM, DENTAL | V/V |
| D4180 | POT, PNEUMATIC PRESSURE | V/V |
| D4260 | HANDPIECE, LABROTORY, DENTAL, ELECTRIC | V/V |
| D4310 | PRESS, FLASK, PNEUMATIC | V/V |
| D4560 | ENGINE, DENTAL, BENCH, ELECTRIC | V/V |
| D4590 | CHISEL, DENTAL, PNEUMATIC | V/V |
| D6250 | LATHE, DENTAL, BENCH MOUNTED | V/V |
| D6600 | MIXER-INVESTOR, WITH VACUUM | V/V |
| D6650 | FORMER, VACUUM WITH MOTER, VACUUM PUMP, HEATER | V/V |
| D8250 | DELIVERY SYSTEM, DENTAL | V/V |
| D8850 | AMALGAMATOR, DENTAL | V/V |
| D8950 | VIBRATOR, DENTAL, HEAVY DUTY | V/V |
| D8960 | VIBRATOR, DENTAL, STANDARD DUTY, UNDERCOUNTER | V/V |
| D9050 | TRIMMER, MODEL, DENTAL | V/V |
| D9060 | PROPHYLAXIS UNIT, ULTRASONIC | V/V |
| DEN20 | AIR, RETRACTABLE HOSE, CEILING MOUNTED | C/C |
| DEN26 | DENTURE TEETH CABINET | V/V |
| DEN27 | SMALL SUPPLY CABINET | V/V |
| DEN45 | BUCKET, 5 GALLON | V/V |
| DEN54 | DISPENSER, FACIAL TISSUE, WALL MOUNTED | V/V |

| EQUIPMENT SCHEDULE - PHASE TWO | | |
|--------------------------------|--|-----|
| TAG | NAME | ACQ |
| DEN64 | DENTAL LAB, PENCIL SHARPENER | V/V |
| E0063 | WORKSTATION, L-SHAPED W/PENINSULA | V/V |
| E0117 | WORKSTATION, FREE STANDING, 48" WIDE | V/V |
| E0703 | TABLE, ADJUSTABLE HEIGHT | V/V |
| E0948 | CART GENERAL STORAGE, MOBILE | V/V |
| E0948 | CART, STORAGE | V/V |
| E0954 | CART, EMERGENCY, MOBILE | V/V |
| F0205 | CHAIR, SIDE WITH ARMS | V/V |
| F0206 | CHAIR, SIDE, BARIATRIC WITH ARMS | V/V |
| F0210 | SIDE CHAIR WITHOUT ARMS | V/V |
| F0225 | CHAIR, DINING ROOM | V/V |
| F0275 | CHAIR, SWIVEL, HIGH BACK | V/V |
| F0305 | CHAIR, WAITING ROOM, SINGLE | V/V |
| F340 | STOOL, SELF ADJUSTING | V/V |
| F0420 | CABINET, FILING, LATERAL, HALF HEIGHT | V/V |
| F0421 | PEDISTAL FILE, MOBILE | V/V |
| F0505 | MOP BUCKET WITH WRINGER | V/V |
| F0740 | TABLE, OCCASIONAL, LAMP | V/V |
| F0795 | TABLE, DINING, 36" X 36" | V/V |
| F2000 | BASKET, WASTE PAPER | V/V |
| F2010 | BASKET, WASTE PAPER, STEP-ON | V/V |
| F2017 | CAN, TRASH, 24 GAL | V/V |
| F2020 | CAN, TRASH, 44 GAL | V/V |
| F2300 | RACK, MAGAZINE, WALL MOUNTED | V/V |
| F3050 | WHITEBOARD, DRY ERASE | V/V |
| F3065 | WHITE BOARD, BULLETIN BOARD COMBINATION | V/V |
| F3200 | CLOCK, BATTERY, 12" | V/V |
| K1552 | BREWER, COFFEE, AUTO, ELECTRIC, 3 BURNER | V/V |
| K4665 | OVEN, MICROWAVE, CONSUMER | V/V |
| L2337 | CANOPY, HOOD, FUME | C/C |
| L7400 | BURNER, SAFETY, BUNSEN | V/V |
| M0515 | TELEVISION, PLASMA | V/V |
| M1100 | RESUSCITATOR, BAG-MASK, HAND OPERATED | V/V |
| M1801 | COMPUTER WITH FLAT PANEL MONITOR | V/V |
| M1802 | WORKSTATION, COMPUTER, WALL MOUNTED | C/C |
| M1803 | WORKSTATION, COMPUTER, ADJUSTABLE | V/V |
| M1825 | PRINTER, COMPUTER | V/V |
| M1840 | PRINTER, COPIER, FAX COMBINATION | V/V |
| M2055 | SHELVING, STORAGE, WIRE, W. ADJUSTABLE SHELVES | V/V |
| M2700 | SEALER, HEAT, PLASTIC BAG, W/ MOTOR, PORTABLE | V/V |
| M3070 | HAMPER, LINEN | V/V |
| M3072 | FRAME, INFECTIOUS WASTE BAG WITH LID | V/V |
| M3150 | DISTRIBUTION SYSTEM, MEDICATION, COUNTER UNIT | V/V |
| M3155 | CABINET, INVENTORY MANAGEMENT SYSTEM | V/V |
| M4020 | SCALE, PERSON WEIGHING, HIGH CAPACITY | V/V |
| M4100 | SPHYGMOMANOMETER, ANEROID, WALL MOUNTED | V/V |
| M4116 | MONITOR, VITAL SIGNS, ON MOBILE STAND | V/V |
| M4200 | OTOSCOPE/OPHTHALMOSCOPE, WALL MOUNTED | V/V |
| M4705 | WHEELCHAIR, PATIENT TRANSPORT, FOLDING | V/V |
| M4710 | WHEELCHAIR, PATIENT, BARIATRIC, TRANSPORT, FOLDING | V/V |
| M7401 | LIGHT, EXAM, MOBILE, SPOTLIGHT, MOBILE STAND | V/V |
| M7405 | LIGHT, DENTAL EXAM, CEILING MOUNTED | V/V |
| M7660 | DEFIBRILLATOR, MONITOR, RECORDER, PORTABLE | V/V |
| M8080 | PATIENT LIFT, MOBILE | V/V |
| M8769 | ASPIRATOR, RESUSCITATION, PORTABLE W BATTERY | V/V |
| M8910 | CART, SURGICAL CASE | V/V |
| M9025 | TABLE, EXAMINATION/TREATMENT WITH CABINET | V/V |
| R7000 | REFRIGERATOR, 14 CUBIC FEET | V/V |
| U0005 | GUN, HOT GLUE | V/V |
| U0006 | GUN, SPRAY, WATER/AIR | V/V |
| U0007 | DISPENSER, DISINFECTANT WIPES | V/V |
| X3150 | RACK, APRON-GLOVED, WALL MOUNTED | V/V |
| X6500 | RADIOGRAPHIC UNIT, DENTAL, PANORAPHIC | V/V |
| X6600 | RADIOGRAPHIC UNIT, DENTAL, WALL MOUNTED | V/V |
| X6605 | IMAGER, DENTAL, DIGITAL IMAGE | V/V |
| X6610 | SENSOR, DENTAL IMAGING SYSTEM | V/V |

- GENERAL ENLARGED PLAN AND INTERIOR ELEVATION NOTES - PHASE TWO**
- REFERENCE SHEET G1001 FOR TOILET ROOM ACCESSORY MOUNTING HEIGHTS
 - REFERENCE PLUMBING DRAWINGS FOR PLUMBING FIXTURE TYPES.
 - ALL OUTSIDE EDGES OF WALL TILE TO RECEIVE METAL TRANSITION STRIP FOR OUTSIDE EDGES (TS).
 - TRANSITIONS FROM PORCELAIN FLOOR TILE (PT1) TO PORCELAIN WALL TILE (PT2) TO RECEIVE METAL TRANSITION STRIP FOR COVE BASES (TS).
 - EQUIPMENT TAGS BEGINNING WITH THE PREFIX (DEN-...) ARE REPRESENTATIVE OF DENTAL LAB EQUIPMENT.

KEYNOTE LEGEND

| | |
|------|--|
| 9.29 | BASE AS SCHEDULED |
| 9.33 | CG1, REFERENCE SHEET AF711 FOR FINISH LEGEND AND FINISH SCHEDULES |
| 9.38 | IP2, REFERENCE SHEET AF711 FOR FINISH LEGEND AND FINISH SCHEDULES |
| 9.41 | PS, REFERENCE SHEET AF711 FOR FINISH LEGEND AND FINISH SCHEDULES |
| 9.42 | PS, REFERENCE SHEET AF711 FOR FINISH LEGEND AND FINISH SCHEDULES |
| 9.43 | PS, REFERENCE SHEET AF711 FOR FINISH LEGEND AND FINISH SCHEDULES |
| 9.47 | RP1, REFERENCE SHEET AF711 FOR FINISH LEGEND AND FINISH SCHEDULES |
| 9.48 | WP1, REFERENCE SHEET AF711 FOR FINISH LEGEND AND FINISH SCHEDULES |
| 9.57 | QT21, REFERENCE SHEET AF711 FOR FINISH LEGEND AND FINISH SCHEDULES |

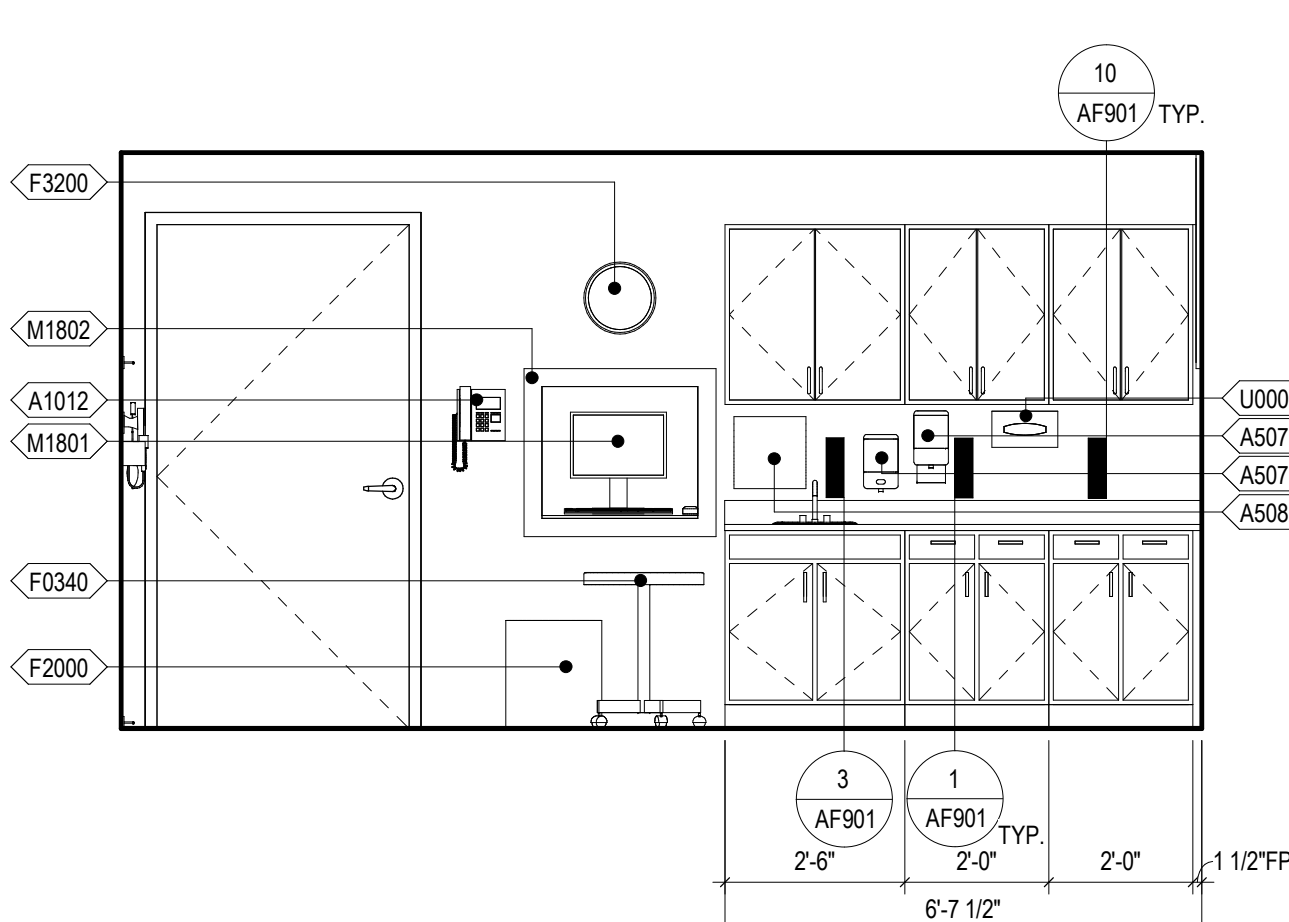
| <table border="1"> <thead> <tr> <th>NO.</th> <th>REVISION DESCRIPTION</th> <th>DATE</th> </tr> </thead> <tbody> <tr><td> </td><td> </td><td> </td></tr> <tr><td> </td><td> </td><td> </td></tr> <tr><td> </td><td> </td><td> </td></tr> <tr><td> </td><td> </td><td> </td></tr> </tbody> </table> | NO. | REVISION DESCRIPTION | DATE | | | | | | | | | | | | | <p>CONSULTANTS:</p> <table border="0"> <tr> <td> <p>STRUCTURAL / CIVIL ENGINEER H2B, INC. 1225 N. LOOP WEST, SUITE 800 HOUSTON, TX 77008 (713) 864-2900</p> </td> <td> <p>MECH / ELEC / PLUMB / TECH ENGR SPUR DESIGN 25219 MADISON AVENUE, SUITE 100 KANSAS CITY, MO 64108 (913) 829-7200</p> </td> <td> <p>FIRE PROTECTION ENGINEER POOLE FIRE PROTECTION, INC. 19910 WEST 161ST STREET OLATHE, KANSAS 66062 (913) 829-8690</p> </td> </tr> <tr> <td> <p>INDUSTRIAL HYGIENIST RIVERFRONT HEALTH & SAFETY 3190 N. SIWAN ROAD ST. LOUIS, MO 63101 (314) 436-9492</p> </td> <td> <p>HEALTHCARE PLANNER INNOVA GROUP 3190 N. SIWAN ROAD TUCSON, AZ 85712 (520) 886-8650</p> </td> <td> <p>PHYSICAL SECURITY FORCE PROTECT 1150 OLIVE STREET PANAMA CITY, FL 32407 (502) 836-4232</p> </td> </tr> </table> | <p>STRUCTURAL / CIVIL ENGINEER H2B, INC. 1225 N. LOOP WEST, SUITE 800 HOUSTON, TX 77008 (713) 864-2900</p> | <p>MECH / ELEC / PLUMB / TECH ENGR SPUR DESIGN 25219 MADISON AVENUE, SUITE 100 KANSAS CITY, MO 64108 (913) 829-7200</p> | <p>FIRE PROTECTION ENGINEER POOLE FIRE PROTECTION, INC. 19910 WEST 161ST STREET OLATHE, KANSAS 66062 (913) 829-8690</p> | <p>INDUSTRIAL HYGIENIST RIVERFRONT HEALTH & SAFETY 3190 N. SIWAN ROAD ST. LOUIS, MO 63101 (314) 436-9492</p> | <p>HEALTHCARE PLANNER INNOVA GROUP 3190 N. SIWAN ROAD TUCSON, AZ 85712 (520) 886-8650</p> | <p>PHYSICAL SECURITY FORCE PROTECT 1150 OLIVE STREET PANAMA CITY, FL 32407 (502) 836-4232</p> | <p>ARCHITECT:</p> <p>SPUR # 2016</p> <p>SPUR DESIGN, LLC 312 SW 25TH STREET Oklahoma City, OK 73109 (405) 842-6100</p> <p>KS ARCH REG. NO. A-930, EXP. 12/31/2023 KS ENGR REG. NO. E-2586, EXP. 12/31/2023</p> | <p>STAMP:</p> | <p>Drawing Title PHASE TWO - ENLARGED PLANS & INTERIOR ELEVATIONS</p> <p>VA Health Care System Approval:</p> | <p>Project Title CONSTRUCT INFILL OF BUILDING 26 AND RENOVATE SPECIALTY CARE CLINICS</p> <p>Location 5500 EAST KELLOGG AVENUE WICHITA, KANSAS 67218</p> <p>Date: 12/21/2022 Checked: AJS Drawn: SNP</p> | <p>Project Number 589-704</p> <p>Building Number 26</p> <p>Drawing Number AE414</p> <p>Drawing # 67 OF 190</p> | <p>Veterans Health Administration</p> <p>VA U.S. Department of Veterans Affairs</p> |
|---|---|---|------|--|--|--|--|--|--|--|--|--|--|--|--|--|--|---|---|--|---|---|--|----------------------|---|--|---|--|
| NO. | REVISION DESCRIPTION | DATE | | | | | | | | | | | | | | | | | | | | | | | | | | |
| | | | | | | | | | | | | | | | | | | | | | | | | | | | | |
| | | | | | | | | | | | | | | | | | | | | | | | | | | | | |
| | | | | | | | | | | | | | | | | | | | | | | | | | | | | |
| | | | | | | | | | | | | | | | | | | | | | | | | | | | | |
| <p>STRUCTURAL / CIVIL ENGINEER H2B, INC. 1225 N. LOOP WEST, SUITE 800 HOUSTON, TX 77008 (713) 864-2900</p> | <p>MECH / ELEC / PLUMB / TECH ENGR SPUR DESIGN 25219 MADISON AVENUE, SUITE 100 KANSAS CITY, MO 64108 (913) 829-7200</p> | <p>FIRE PROTECTION ENGINEER POOLE FIRE PROTECTION, INC. 19910 WEST 161ST STREET OLATHE, KANSAS 66062 (913) 829-8690</p> | | | | | | | | | | | | | | | | | | | | | | | | | | |
| <p>INDUSTRIAL HYGIENIST RIVERFRONT HEALTH & SAFETY 3190 N. SIWAN ROAD ST. LOUIS, MO 63101 (314) 436-9492</p> | <p>HEALTHCARE PLANNER INNOVA GROUP 3190 N. SIWAN ROAD TUCSON, AZ 85712 (520) 886-8650</p> | <p>PHYSICAL SECURITY FORCE PROTECT 1150 OLIVE STREET PANAMA CITY, FL 32407 (502) 836-4232</p> | | | | | | | | | | | | | | | | | | | | | | | | | | |

**FULLY SPRINKLERED
100% BID SET**

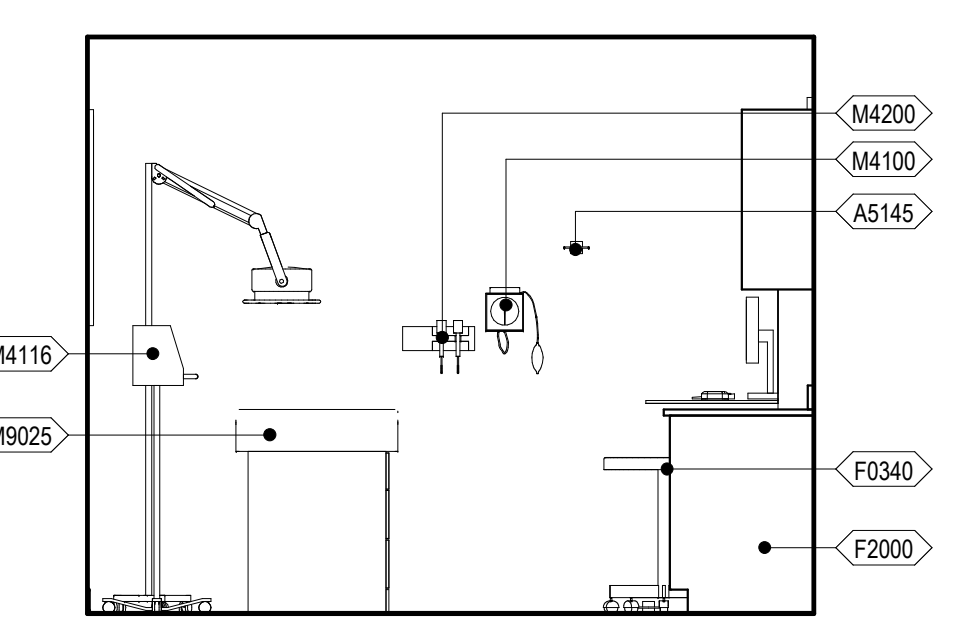
12/20/2022 9:52:40 AM

VA FORM 08-6231

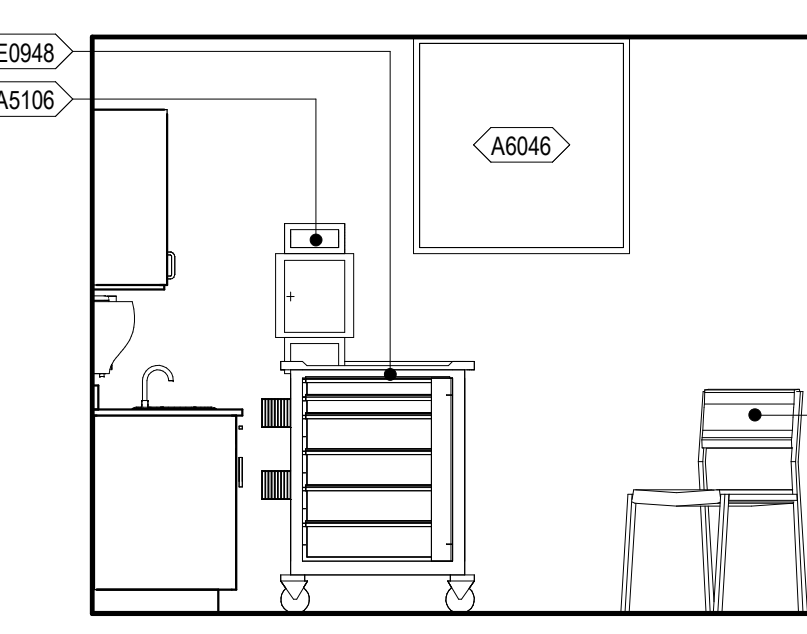
three inches = one foot
 one and one half inches = one foot
 one inch = one foot
 one quarter inch = one foot
 three quarters inch = one foot
 one half inch = one foot
 three eighths inch = one foot
 one eighth inch = one foot
 one quarter inch = one foot
 one eighth inch = one foot



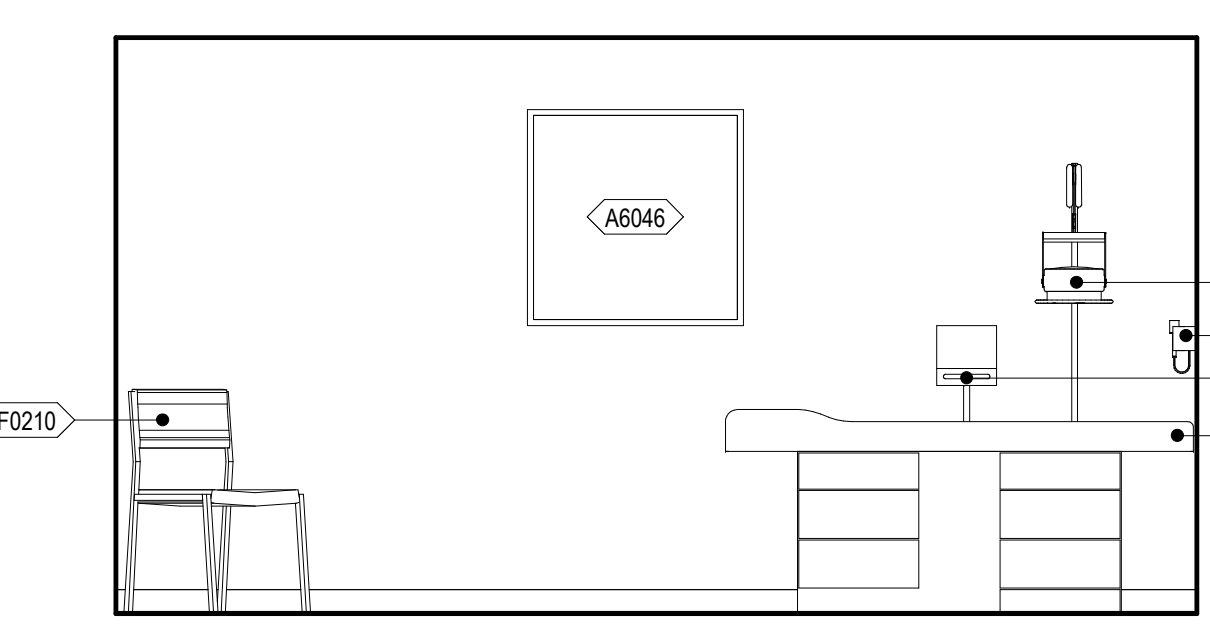
9 112 GI EXAM SOUTH
 3/8" = 1'-0" 2/ AE416



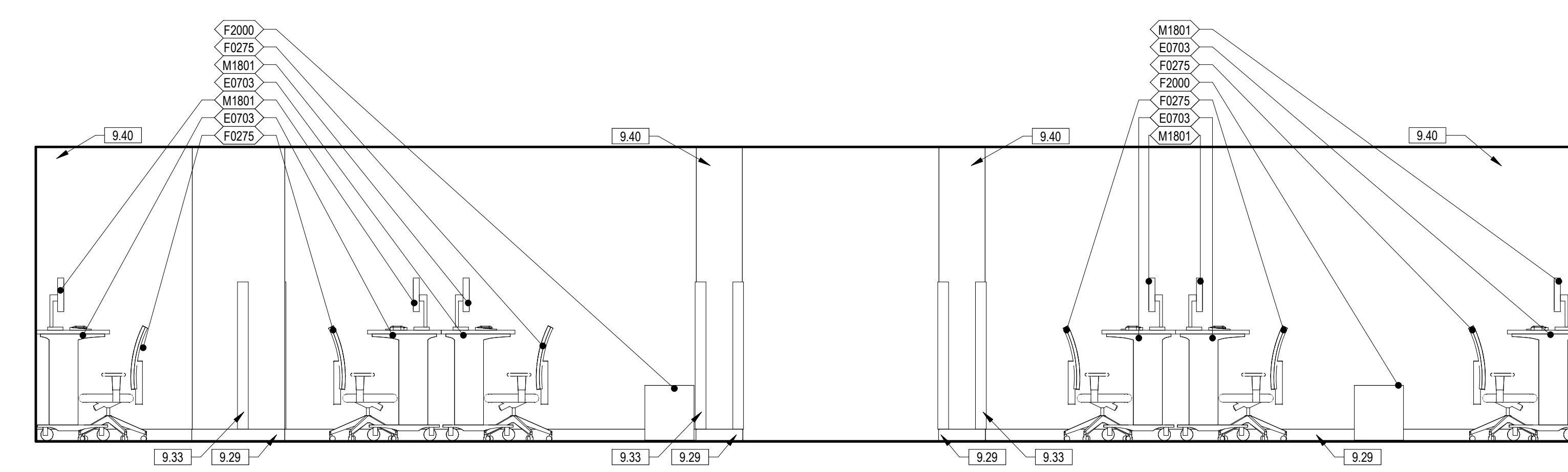
8 112 GI EXAM - EAST
 3/8" = 1'-0" 2/ AE416



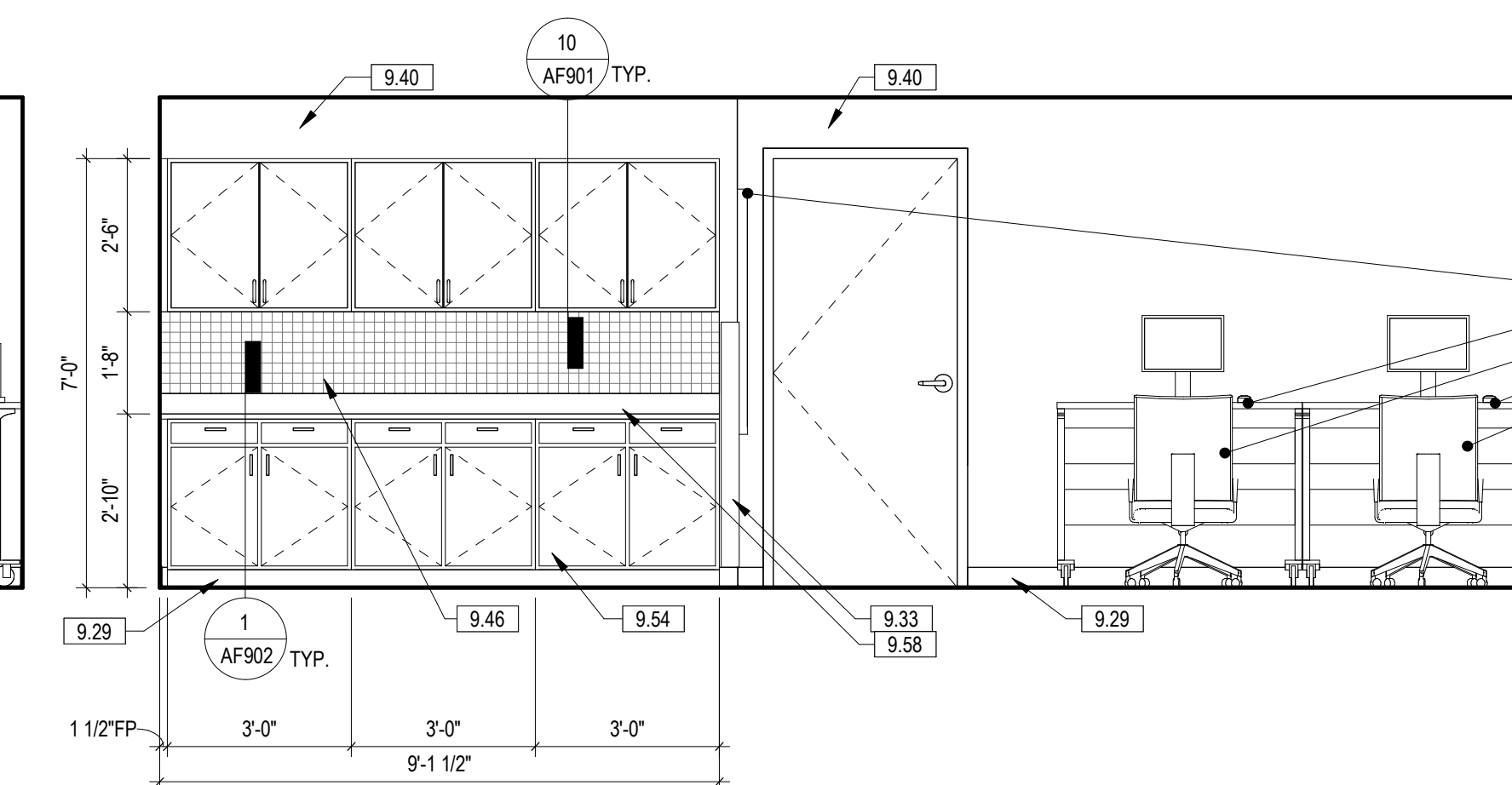
7 112 GI EXAM - WEST
 3/8" = 1'-0" 2/ AE416



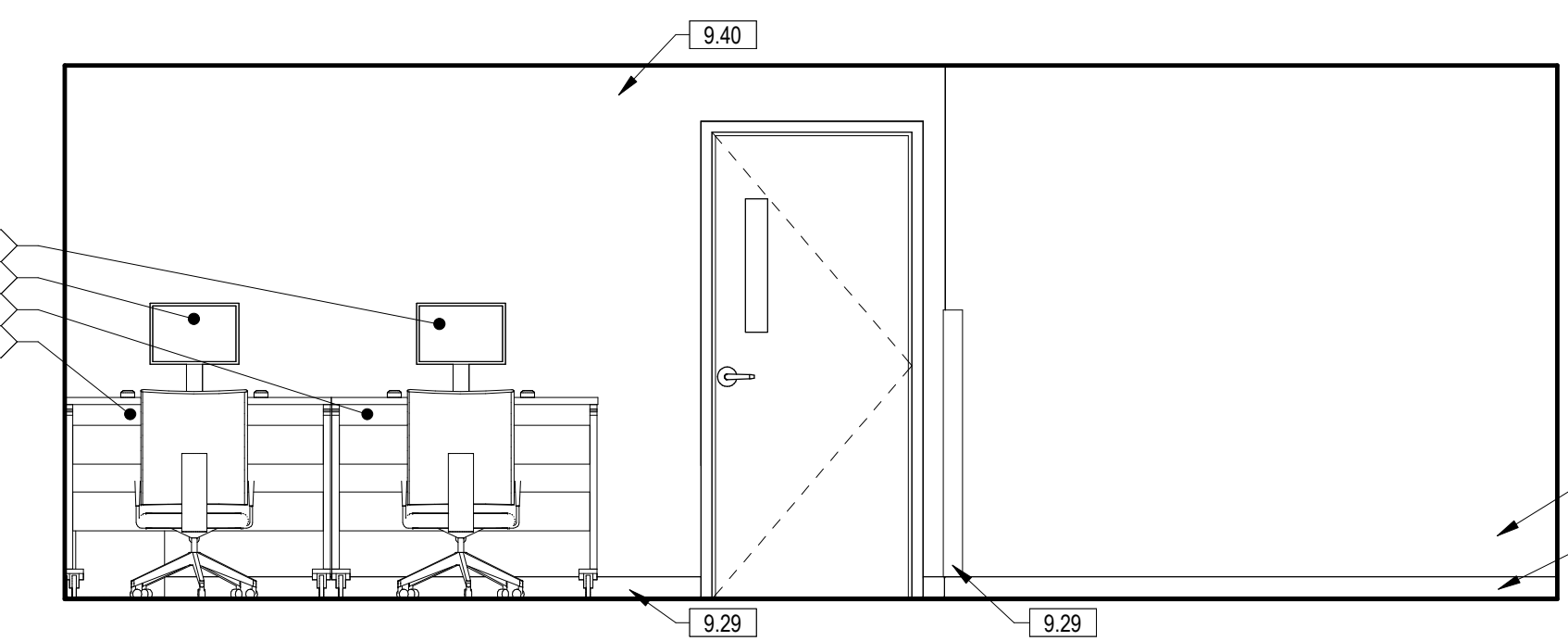
6 112 GI EXAM - NORTH
 3/8" = 1'-0" 2/ AE416



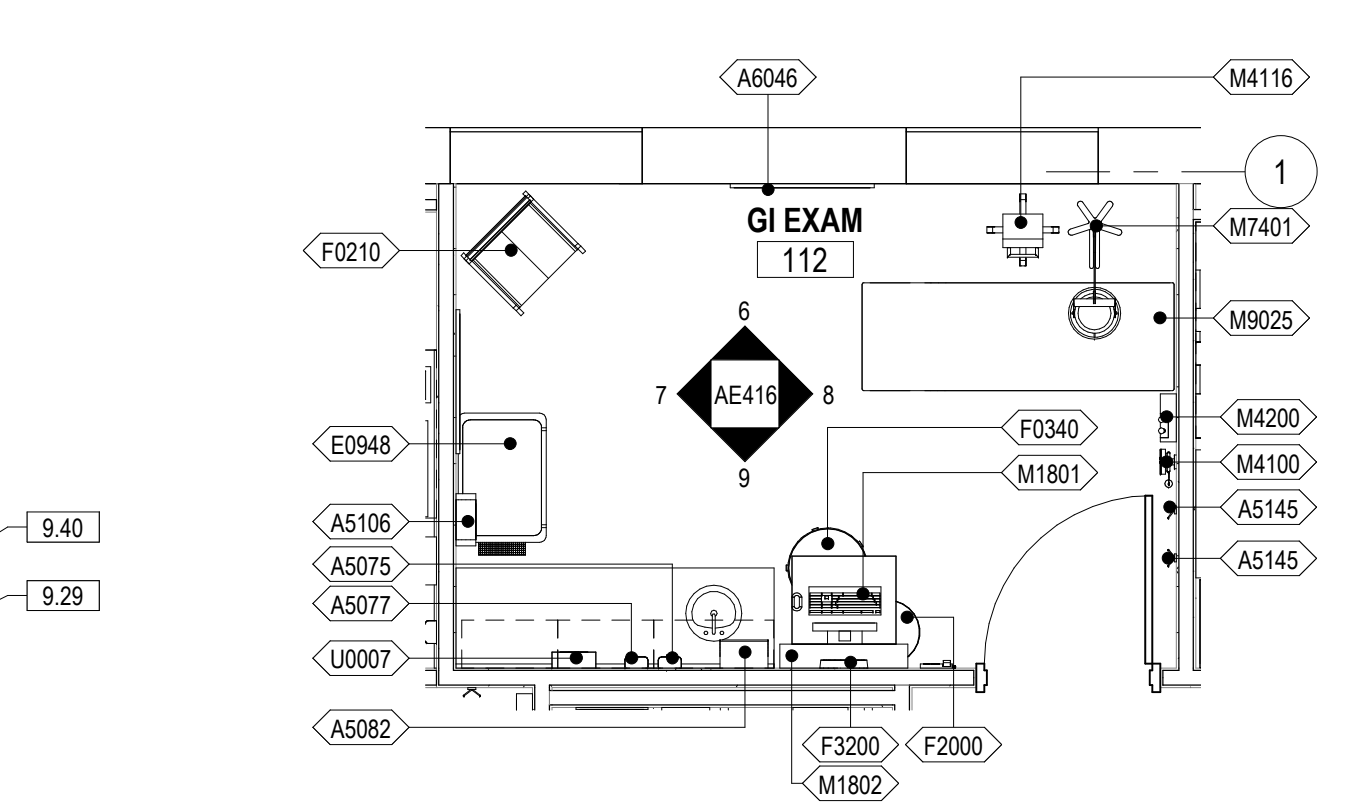
5 109 TEAM SPACE 1 WEST
 3/8" = 1'-0" 2/ AE416



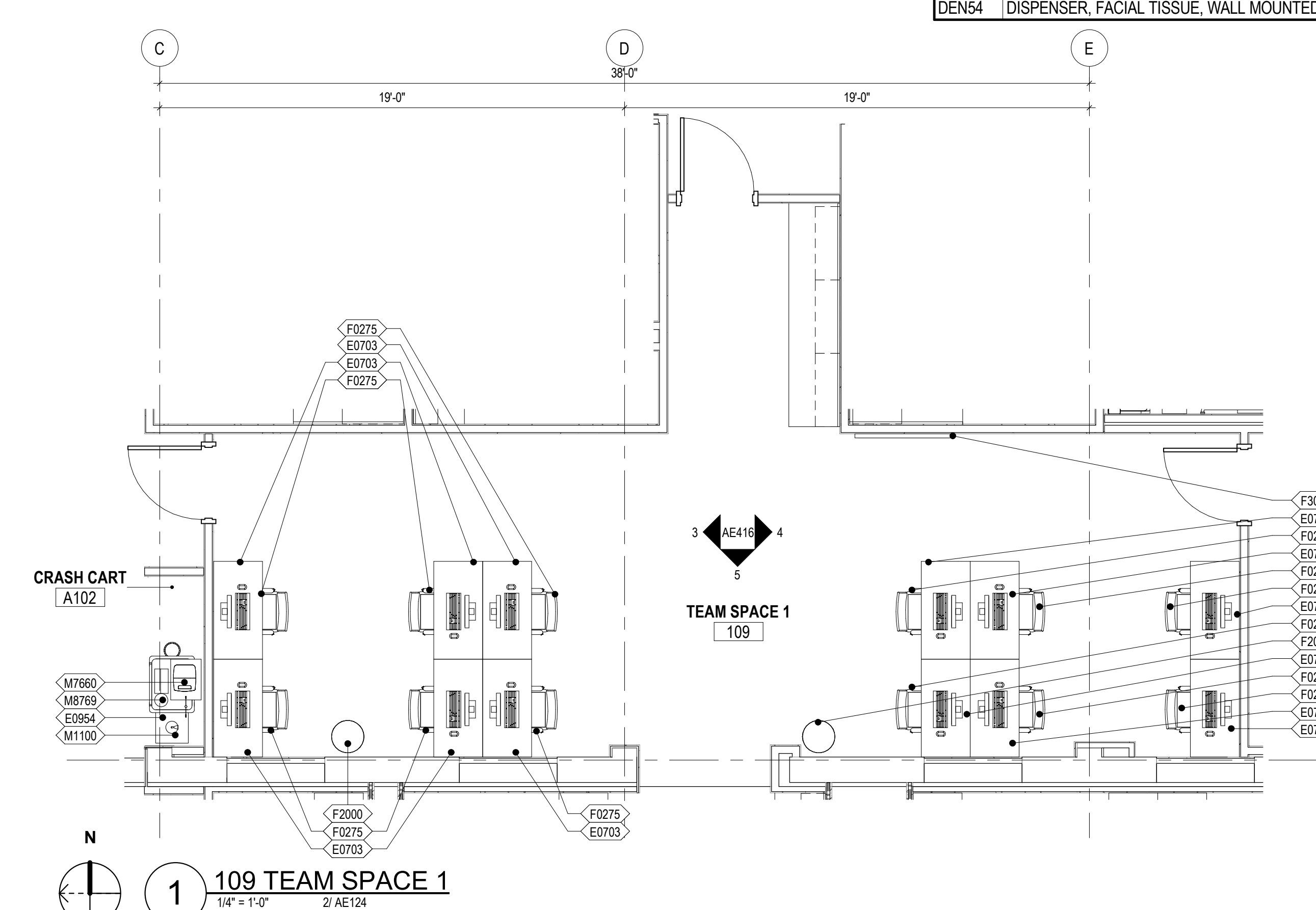
4 109 TEAM SPACE 1 SOUTH
 3/8" = 1'-0" 1/ AE416



3 109 TEAM SPACE 1 NORTH
 3/8" = 1'-0" 1/ AE416



2 112 GI EXAM
 1/4" = 1'-0" 2/ AE124



1 109 TEAM SPACE 1
 1/4" = 1'-0" 2/ AE124

| EQUIPMENT SCHEDULE - PHASE TWO | | |
|--------------------------------|---|-------|
| TAG | NAME | ACQ |
| A1000 | FIRE EXTINGUISHER CABINET | C / C |
| A1000 | FIRE EXTINGUISHER CABINET, RECESSED | C / C |
| A1012 | TELEPHONE, WALL MOUNTED | V / V |
| A1015 | TELEPHONE, DESK, MULTIPLE LINE | V / V |
| A1030 | LOCKER, 2 PERSON, OVER/UNDER | C / C |
| A1066 | MIRROR, FLOAT GLASS | C / C |
| A1067 | MIRROR, FLOAT GLASS, ADA | C / C |
| A1080 | MIRROR, POSTURE, WALL MOUNTED | C / C |
| A1203 | LIFT SYSTEM, OVERHEAD, BARIATRIC | V / V |
| A5025 | BENCH, LOCKER ROOM, PORTABLE | V / V |
| A5075 | DISPENSER, SOAP, DISPOSABLE | V / V |
| A5077 | DISPENSER, HAND SANITIZER, HANDS FREE | V / V |
| A5082 | DISPENSER, PAPER TOWEL, SENSOR, HANDS FREE | C / C |
| A5090 | DISPOSAL, SANITARY NAPKIN | C / C |
| A5106 | WASTE DISPOSAL UNIT, SHARPS WITH GLOVE DISPENSER | V / V |
| A5107 | DISPENSER, GLOVE, SURGICAL-EXAMINATION | V / V |
| A5108 | WASTE DISPOSAL UNIT, SHARPS | V / V |
| A5109 | GRAB BAR, 1 1/4" DIA., 2 WALL, W/C ACCESSIBLE | C / C |
| A5135 | SHELF, UTILITY W/ MOP/BROOM HOLDERS, SURF MNTD | C / C |
| A5145 | HOOK, GARMENT, DOUBLE | C / C |
| A5200 | DISPENSER, TOILET ROLL | C / C |
| A5210 | BRACKET, TELEVISION, WALL MOUNTED, ADJUSTABLE ARM | V / V |
| A5220 | BRACKET, TELEVISION, WALL BACKING | C / C |
| A6046 | ARTWORK, DECORATIVE, W/FRAME | V / V |
| D0492 | WORKSTATION, DENTAL LAB, MICROBLASTING | V / V |
| D0670 | CONSOLE, TREATMENT UNIT, DENTAL OPERATORY | C / C |
| D0685 | CABINET, STORAGE, DENTAL OPERATORY, WALL MOUNTED | C / C |
| D0755 | TANK ASSEMBLY, BOILOUT-CURING, DOUBLE | V / V |
| D0820 | CLEANER, ULTRASONIC | V / V |
| D0860 | LIGHT, BENCH, DENTAL | V / V |
| D0881 | HOOD, FISHMOUTH | V / V |
| D0980 | WORKSTATION, DENTAL LAB, POLISHING, SINGLE | V / V |
| D3320 | CHAIR, OPERATING, DENTAL | V / V |
| D3380 | STOOL, OPERATING, DENTAL, DOCTOR | V / V |
| D3390 | STOOL, OPERATING, DENTAL, ASSISTANT | V / V |
| D3560 | CURING UNIT, DENTURE, 2 STAGE | V / V |
| D3565 | RESIN CURING UNIT, VISABLE LIGHT | V / V |
| D4001 | COMPRESSOR, DENTAL AIR, REFER PLUMBING SHEET P-601 FOR MORE INFORMATION | C / C |
| D4100 | CLEANER, STEAM, DENTAL | V / V |
| D4180 | POT, PNEUMATIC PRESSURE | V / V |
| D4260 | HANDPIECE, LABROTORY, DENTAL, ELECTRIC | V / V |
| D4310 | PRESS, FLASK, PNEUMATIC | V / V |
| D4560 | ENGINE, DENTAL, BENCH, ELECTRIC | V / V |
| D4590 | CHISEL, DENTAL, PNEUMATIC | V / V |
| D6250 | LATHE, DENTAL, BENCH MOUNTED | V / V |
| D6600 | MIXER-INVESTOR, WITH VACUUM | V / V |
| D6650 | FORMER, VACUUM WITH MOTER, VACUUM PUMP, HEATER | V / V |
| D8250 | DELIVERY SYSTEM, DENTAL | V / V |
| D8850 | AMALGAMATOR, DENTAL | V / V |
| D8950 | VIBRATOR, DENTAL, HEAVY DUTY | V / V |
| D8960 | VIBRATOR, DENTAL, STANDARD DUTY, UNDERCOUNTER | V / V |
| D9050 | TRIMMER, MODEL, DENTAL | V / V |
| D9060 | PROPHYLAXIS UNIT, ULTRASONIC | V / V |
| DEN20 | AIR, RETRACTABLE HOSE, CEILING MOUNTED | C / C |
| DEN26 | DENTURE TEETH CABINET | V / V |
| DEN27 | SMALL SUPPLY CABINET | V / V |
| DEN45 | BUCKET, 5 GALLON | V / V |
| DEN54 | DISPENSER, FACIAL TISSUE, WALL MOUNTED | V / V |

| EQUIPMENT SCHEDULE - PHASE TWO | | |
|--------------------------------|--|-------|
| TAG | NAME | ACQ |
| DEN64 | DENTAL LAB, PENCIL SHARPENER | V / V |
| E0063 | WORKSTATION, L-SHAPED WIPENISULA | V / V |
| E0117 | WORKSTATION, FREE STANDING, 48" WIDE | V / V |
| E0703 | TABLE, ADJUSTABLE HEIGHT | V / V |
| E0948 | CART GENERAL STORAGE, MOBILE | V / V |
| E0948 | CART, STORAGE | V / V |
| E0954 | CART, EMERGENCY, MOBILE | V / V |
| F0205 | CHAIR, SIDE WITH ARMS | V / V |
| F0206 | CHAIR, SIDE, BARIATRIC WITH ARMS | V / V |
| F0210 | SIDE CHAIR WITHOUT ARMS | V / V |
| F0225 | CHAIR, DINING ROOM | V / V |
| F0275 | CHAIR, SWIVEL, HIGH BACK | V / V |
| F0305 | CHAIR, WAITING ROOM, SINGLE | V / V |
| F0340 | STOOL, SELF ADJUSTING | V / V |
| F0420 | CABINET, FILING, LATERAL, HALF HEIGHT | V / V |
| F0421 | PEDISTAL FILE, MOBILE | V / V |
| F0505 | MOP BUCKET WITH WRINGER | V / V |
| F0740 | TABLE, OCCASIONAL, LAMP | V / V |
| F0795 | TABLE, DINING, 36" X 36" | V / V |
| F2000 | BASKET, WASTEPAPER | V / V |
| F2010 | BASKET, WASTEPAPER, STEP-ON | V / V |
| F2017 | CAN, TRASH, 24 GAL | V / V |
| F2020 | CAN, TRASH, 44 GAL | V / V |
| F2300 | RACK, MAGAZINE, WALL MOUNTED | V / V |
| F3050 | WHITEBOARD, DRY ERASE | V / V |
| F3065 | WHITE BOARD, BULLETIN BOARD COMBINATION | V / V |
| F3200 | CLOCK, BATTERY, 12" | V / V |
| K1552 | BREWER, COFFEE, AUTO, ELECTRIC, 3 BURNER | V / V |
| K4665 | OVEN, MICROWAVE, CONSUMER | V / V |
| L2337 | CANOPY, HOOD, FUME | C / C |
| L7400 | BURNER, SAFETY, BUNSEN | V / V |
| M0515 | TELEVISION, PLASMA | V / V |
| M1100 | RESUSCITATOR, BAG-MASK, HAND OPERATED | V / V |
| M1801 | COMPUTER WITH FLAT PANEL MONITOR | V / V |
| M1802 | WORKSTATION, COMPUTER, WALL MOUNTED | C / C |
| M1803 | WORKSTATION, COMPUTER, ADJUSTABLE | V / V |
| M1825 | PRINTER, COMPUTER | V / V |
| M1840 | PRINTER, COPIER, FAX COMBINATION | V / V |
| M2055 | SHELVING, STORAGE, WIRE, W. ADJUSTABLE SHELVES | V / V |
| M2700 | SEALER, HEAT, PLASTIC BAG, W. MOTOR, PORTABLE | V / V |
| M3070 | HAMPER, LINEN | V / V |
| M3072 | FRAME, INFECTIOUS WASTE BAG WITH LID | V / V |
| M3150 | DISTRIBUTION SYSTEM, MEDICATION, COUNTER UNIT | V / V |
| M3155 | CABINET, INVENTORY MANAGEMENT SYSTEM | V / V |
| M4020 | SCALE, PERSON WEIGHING, HIGH CAPACITY | V / V |
| M4100 | SPHYGMOMANOMETER, ANEROID, WALL MOUNTED | V / V |
| M4116 | MONITOR, VITAL SIGNS, ON MOBILE STAND | V / V |
| M4200 | OTOSCOPE/OPTHALMOSCOPE, WALL MOUNTED | V / V |
| M4705 | WHEELCHAIR, PATIENT TRANSPORT, FOLDING | V / V |
| M4710 | WHEELCHAIR, PATIENT, BARIATRIC, TRANSPORT, FOLDING | V / V |
| M7401 | LIGHT, EXAM, MOBILE, SPOTLIGHT, MOBILE STAND | V / V |
| M7405 | LIGHT, DENTAL EXAM, CEILING MOUNTED | V / V |
| M7660 | DEFIBRILLATOR, MONITOR, RECORDER, PORTABLE | V / V |
| M8080 | PATIENT LIFT, MOBILE | V / V |
| M8769 | ASPIRATOR, RESUSCITATION, PORTABLE W BATTERY | V / V |
| M8910 | CART, SURGICAL CASE | V / V |
| M9025 | TABLE, EXAMINATION/TREATMENT WITH CABINET | V / V |
| R7000 | REFRIGERATOR, 14 CUBIC FEET | V / V |
| U0005 | GUN, HOT GLUE | V / V |
| U0006 | GUN, SPRAY, WATER/AIR | V / V |
| U0007 | DISPENSER, DISINFECTANT WIPES | V / V |
| X3150 | RACK, APRON-GLOVED, WALL MOUNTED | V / V |
| X6500 | RADIOGRAPHIC UNIT, DENTAL, PANOGRAPHIC | V / V |
| X6600 | RADIOGRAPHIC UNIT, DENTAL, WALL MOUNTED | V / V |
| X6605 | IMAGER, DENTAL, DIGITAL IMAGE | V / V |
| X6610 | SENSOR, DENTAL IMAGING SYSTEM | V / V |

- GENERAL ENLARGED PLAN AND INTERIOR ELEVATION NOTES - PHASE TWO
- REFERENCE SHEET G1001 FOR TOILET ROOM ACCESSORY MOUNTING HEIGHTS
 - REFERENCE SHEET DRAWINGS FOR PLUMBING FIXTURE TYPES.
 - ALL OUTSIDE EDGES OF WALL TILE TO RECEIVE METAL TRANSITION STRIP FOR OUTSIDE EDGES (TS).
 - TRANSITIONS FROM PORCELAIN FLOOR TILE (PT1) TO PORCELAIN WALL TILE (PT2) TO RECEIVE METAL TRANSITION STRIP FOR COVE BASES (TS).
 - EQUIPMENT TAGS BEGINNING WITH THE PREFIX (DEN-...) ARE REPRESENTATIVE OF DENTAL LAB EQUIPMENT.

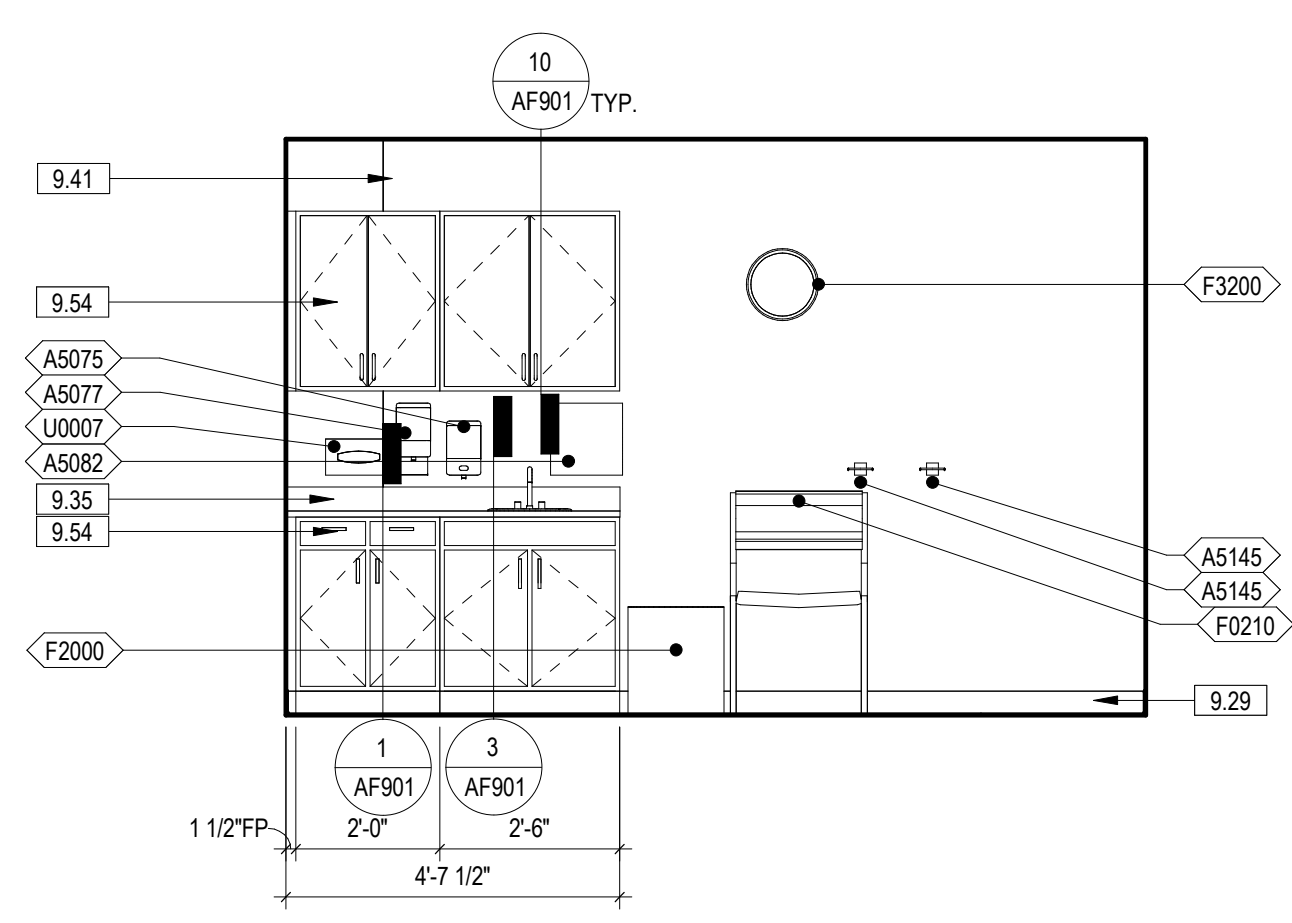
KEYNOTE LEGEND

| | |
|------|---|
| 9.29 | BASE AS SCHEDULED |
| 9.33 | CG1, REFERENCE SHEET AF711 FOR FINISH LEGEND AND FINISH SCHEDULES |
| 9.40 | PA, REFERENCE SHEET AF711 FOR FINISH LEGEND AND FINISH SCHEDULES |
| 9.46 | PT3, REFERENCE SHEET AF711 FOR FINISH LEGEND AND FINISH SCHEDULES |
| 9.54 | PLAM1, REFERENCE SHEET AF711 FOR FINISH LEGEND AND FINISH SCHEDULES |
| 9.88 | SS1, REFERENCE SHEET AF711 FOR FINISH LEGEND AND FINISH SCHEDULES |

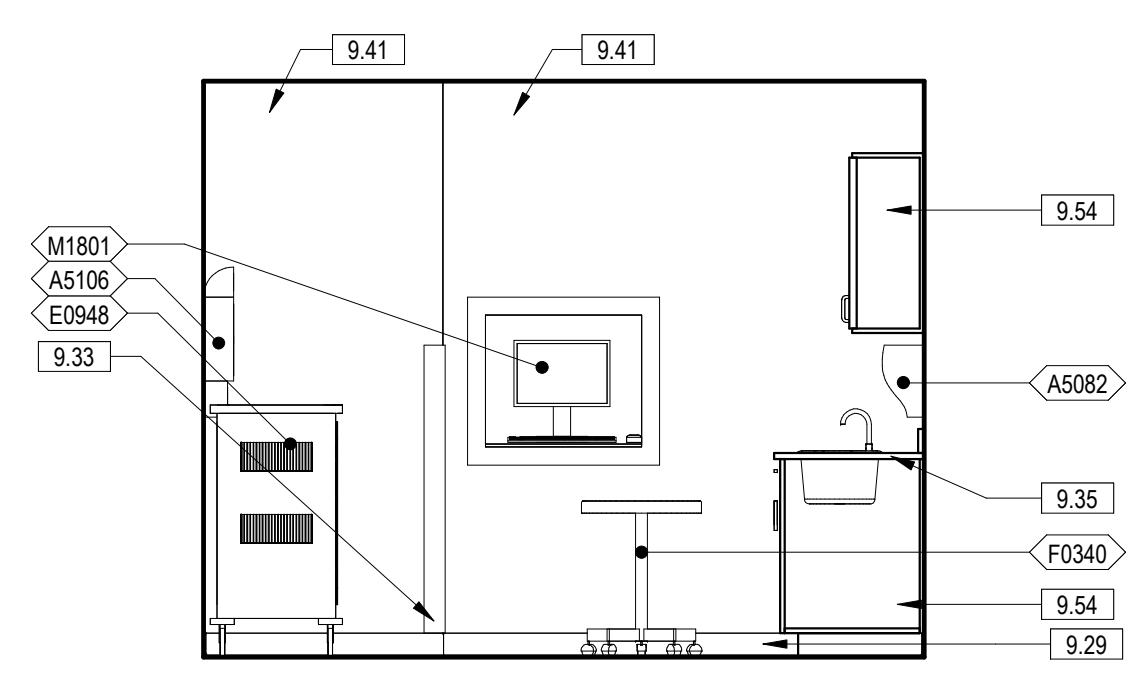
FULLY SPRINKLERED
 100% BID SET

| | | | | | | | | | | | |
|-----|----------------------|------|---|--|--|---|--|---|---|---|------------------------------------|
| NO. | REVISION DESCRIPTION | DATE | CONSULTANTS: STRUCTURAL / CIVIL ENGINEER: H2B, INC. 1225 N. LOOP WEST, SUITE 800 HOUSTON, TX 77008 (713) 864-2900 MECH / ELEC / PLUMB / TECH ENGR: SPUR DESIGN 25219 MADISON AVENUE, SUITE 100 KANSAS CITY, MO 64108 (913) 829-7200 FIRE PROTECTION ENGINEER: POOLE FIRE PROTECTION, INC. 19910 WEST 161ST STREET OLAHE, KANSAS 66062 (913) 829-8690 INDUSTRIAL HYGIENIST: RIVERFRONT HEALTH & SAFETY 3190 N. SIWAN ROAD TUCSON, AZ 85711 (520) 436-9492 HEALTHCARE PLANNER: INNOVA GROUP 10901 FRONT BEACH ROAD, STE 1415 PANAMA CITY, FL 32407 (520) 886-8650 PHYSICAL SECURITY: FORCE PROTECT 10901 FRONT BEACH ROAD, STE 1415 PANAMA CITY, FL 32407 (520) 836-4232 | | | ARCHITECT: SPUR DESIGN SPUR DESIGN, LLC 312 SW 25TH STREET Oklahoma City, OK 73109 (405) 842-6100 <small>KS ARCH REG. NO. A-930, EXP. 12/31/2023 KS ENGR REG. NO. E-2586, EXP. 12/31/2023</small> | | Drawing Title PHASE TWO - ENLARGED PLANS & INTERIOR ELEVATIONS VA Health Care System Approval: | Project Title CONSTRUCT INFILL OF BUILDING 26 AND RENOVATE SPECIALTY CARE CLINICS Location 5500 EAST KELLOGG AVENUE WICHITA, KANSAS 67218 Date: 12/21/2022 Checked: AJS Drawn: SNP | Project Number 589-704 Building Number 26 Drawing Number AE416 Drawing # 69 OF 190 | Veterans Health Administration |
|-----|----------------------|------|---|--|--|---|--|---|---|---|------------------------------------|

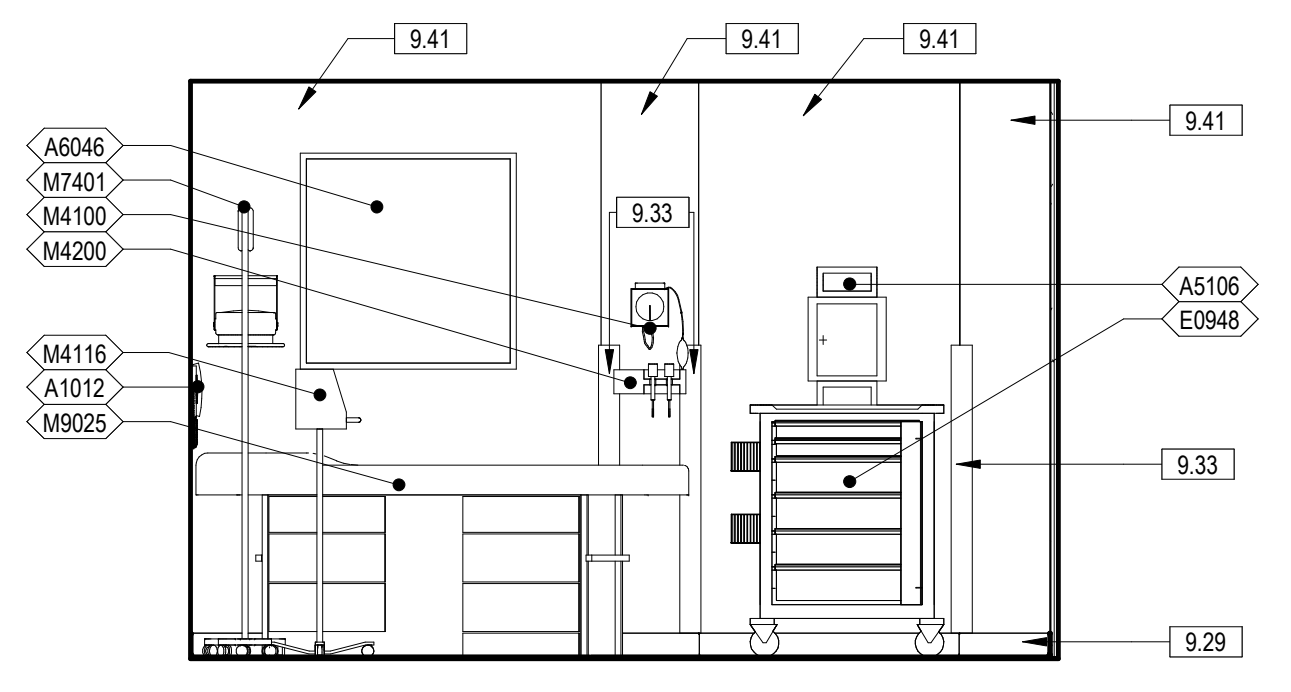
12/20/2022 9:52:50 AM



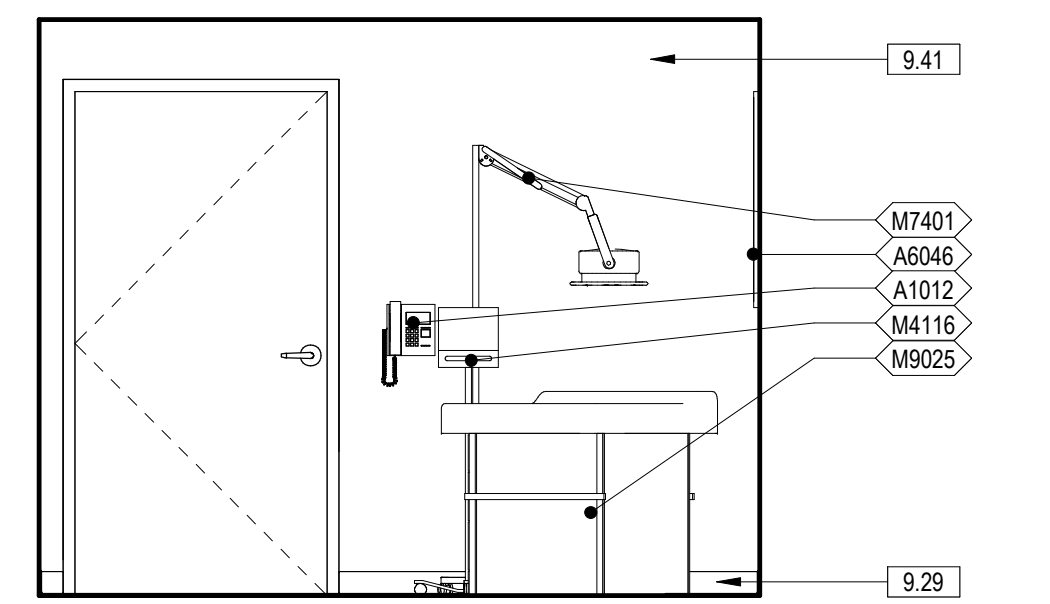
9 145 EXAM WEST
3/8" = 1'-0" 1/AE418



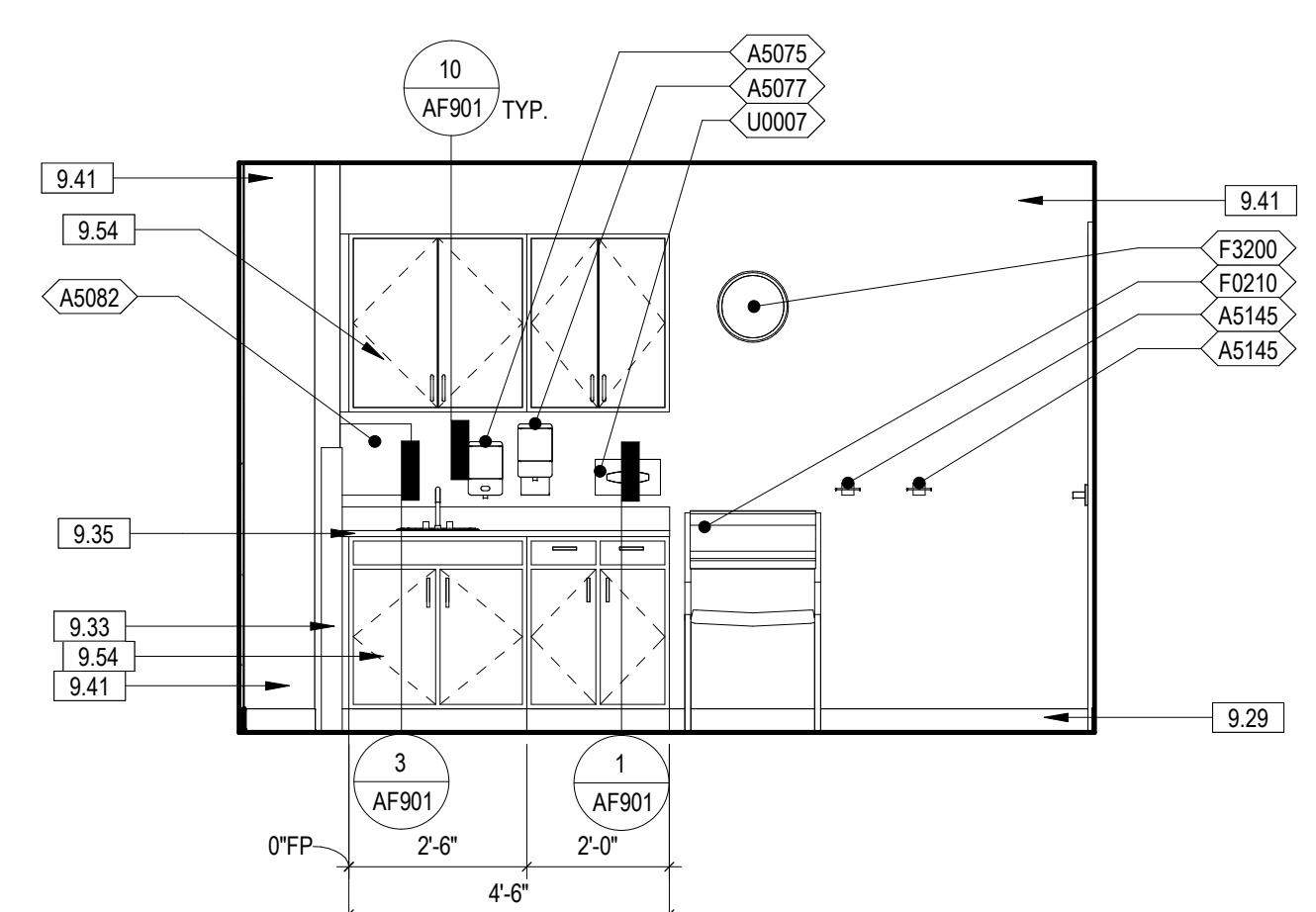
8 145 EXAM SOUTH
3/8" = 1'-0" 1/AE418



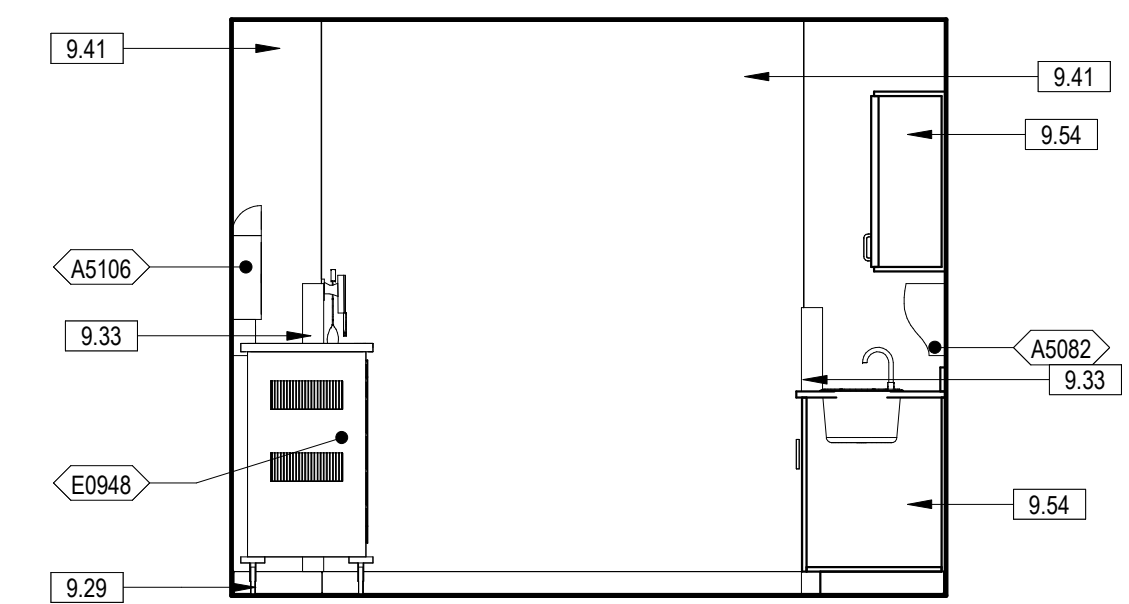
7 145 EXAM EAST
3/8" = 1'-0" 1/AE418



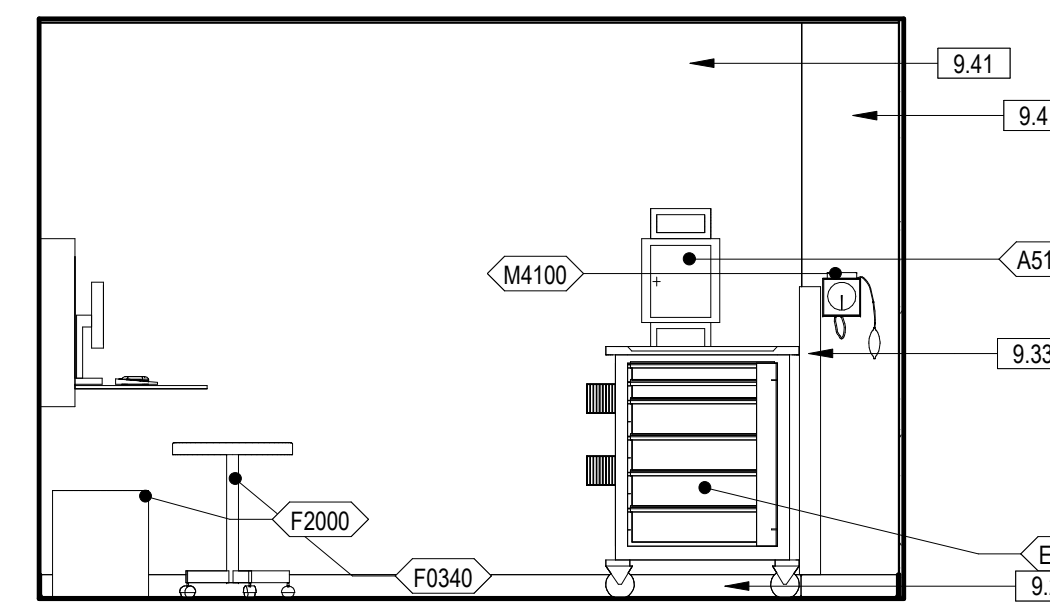
6 145 EXAM NORTH
3/8" = 1'-0" 1/AE418



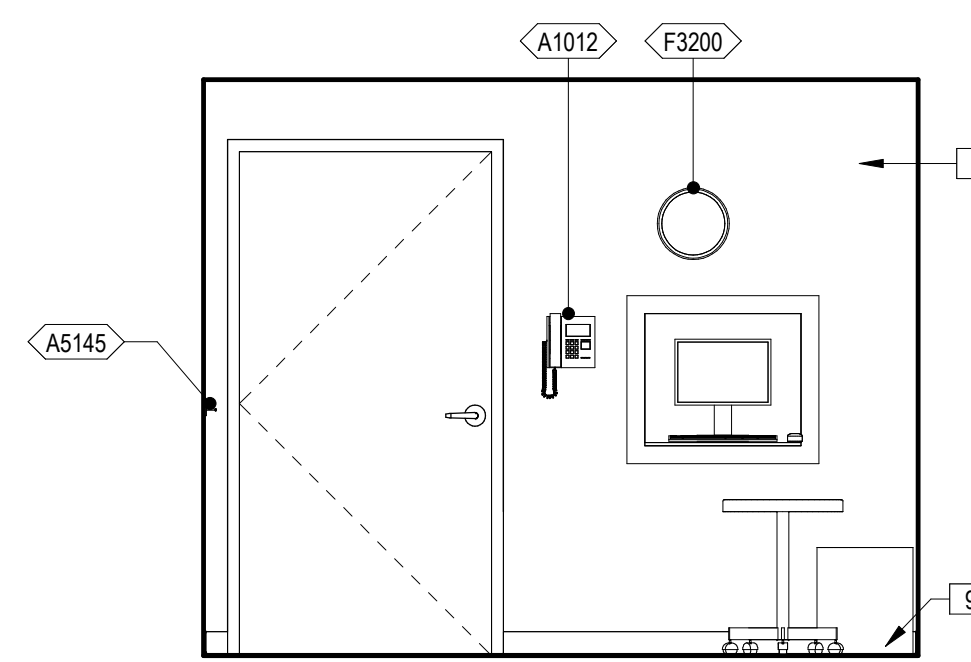
5 144 CPAP CONS. WEST
3/8" = 1'-0" 1/AE418



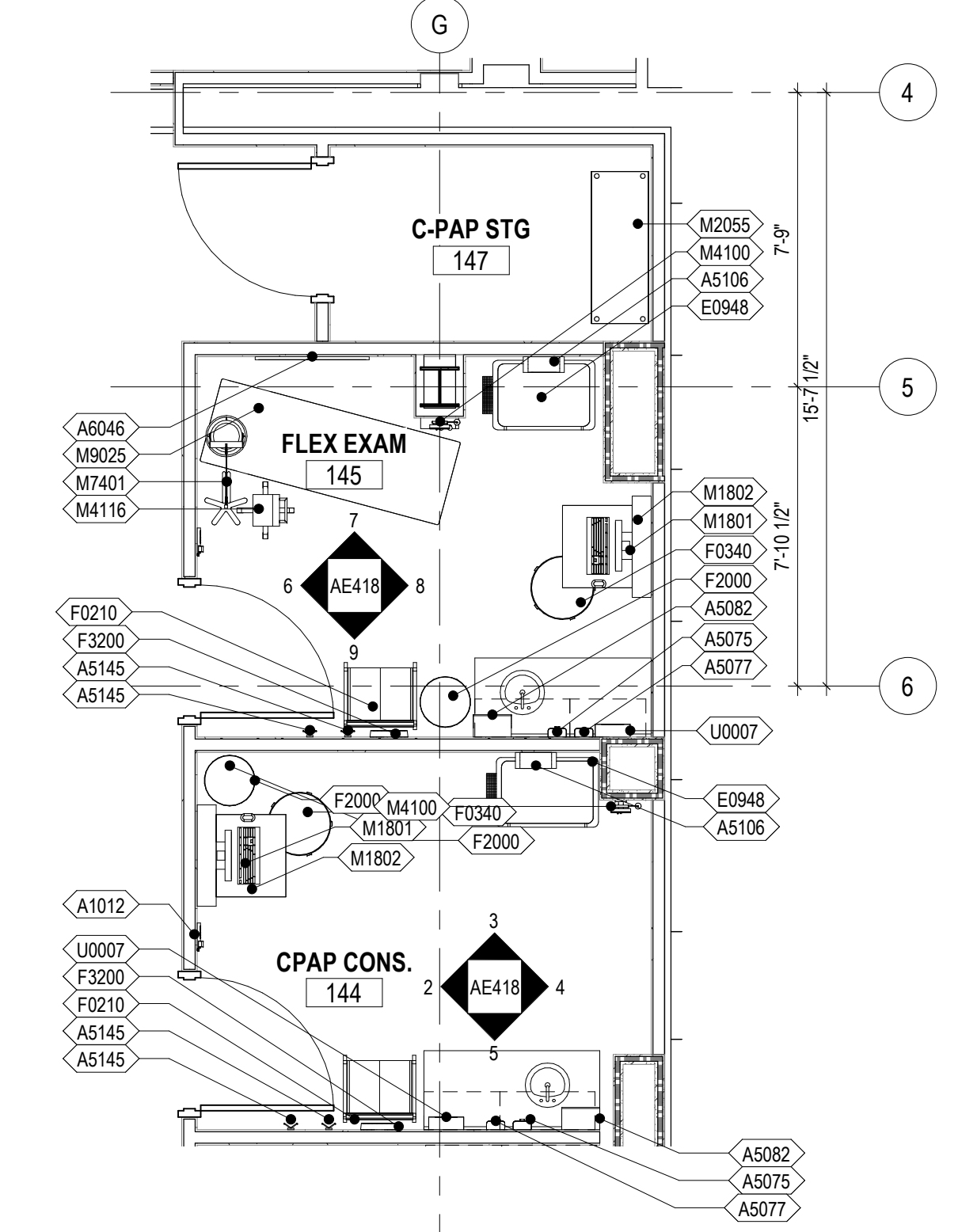
4 144 CPAP CONS. SOUTH
3/8" = 1'-0" 2/AE408



3 144 CPAP CONS. EAST
3/8" = 1'-0" 1/AE418



2 144 CPAP CONS. NORTH
3/8" = 1'-0" 2/AE408



1 144 CPAP CONS., 145 EXAM, & 147 C-PAP STG
1/4" = 1'-0"

| EQUIPMENT SCHEDULE - PHASE TWO | | |
|--------------------------------|---|-----|
| TAG | NAME | ACQ |
| A1000 | FIRE EXTINGUISHER CABINET | C/C |
| A1000 | FIRE EXTINGUISHER CABINET, RECESSED | C/C |
| A1012 | TELEPHONE, WALL MOUNTED | V/V |
| A1015 | TELEPHONE, DESK, MULTIPLE LINE | V/V |
| A1030 | LOCKER, 2 PERSON, OVER/UNDER | C/C |
| A1066 | MIRROR, FLOAT GLASS | C/C |
| A1067 | MIRROR, FLOAT GLASS, ADA | C/C |
| A1080 | MIRROR, POSTURE, WALL MOUNTED | C/C |
| A1203 | LIFT SYSTEM, OVERHEAD, BARIATRIC | V/V |
| A5025 | BENCH, LOCKER ROOM, PORTABLE | V/V |
| A5075 | DISPENSER, SOAP, DISPOSABLE | V/V |
| A5077 | DISPENSER, HAND SANITIZER, HANDS FREE | V/V |
| A5082 | DISPENSER, PAPER TOWEL, SENSOR, HANDS FREE | C/C |
| A5090 | DISPOSAL, SANITARY NAPKIN | C/C |
| A5106 | WASTE DISPOSAL UNIT, SHARPS WITH GLOVE DISPENSER | V/V |
| A5107 | DISPENSER, GLOVE, SURGICAL-EXAMINATION | V/V |
| A5108 | WASTE DISPOSAL UNIT, SHARPS | V/V |
| A5109 | GRAB BAR, 1 1/4" DIA., 2 WALL, W/C ACCESSIBLE | C/C |
| A5135 | SHELF, UTILITY W/ MOP/BROOM HOLDERS, SURF MNTD | C/C |
| A5145 | HOOK, GARMENT, DOUBLE | C/C |
| A5200 | DISPENSER, TOILET ROLL | C/C |
| A5210 | BRACKET, TELEVISION, WALL MOUNTED, ADJUSTABLE ARM | V/V |
| A5220 | BRACKET, TELEVISION, WALL BACKING | C/C |
| A6046 | ARTWORK, DECORATIVE, W/FRAME | V/V |
| D0492 | WORKSTATION, DENTAL LAB, MICROBLASTING | V/V |
| D0670 | CONSOLE, TREATMENT UNIT, DENTAL OPERATORY | C/C |
| D0685 | CABINET, STORAGE, DENTAL OPERATORY, WALL MOUNTED | C/C |
| D0755 | TANK ASSEMBLY, BOILOUT-CURING, DOUBLE | V/V |
| D0820 | CLEANER, ULTRASONIC | V/V |
| D0860 | LIGHT, BENCH, DENTAL | V/V |
| D0881 | HOOD, FISHMOUTH | V/V |
| D0980 | WORKSTATION, DENTAL LAB, POLISHING, SINGLE | V/V |
| D3320 | CHAIR, OPERATING, DENTAL | V/V |
| D3380 | STOOL, OPERATING, DENTAL, DOCTOR | V/V |
| D3390 | STOOL, OPERATING, DENTAL, ASSISTANT | V/V |
| D3560 | CURING UNIT, DENTURE, 2 STAGE | V/V |
| D3565 | RESIN CURING UNIT, VISABLE LIGHT | V/V |
| D4001 | COMPRESSOR, DENTAL AIR, REFER PLUMBING SHEET P-601 FOR MORE INFORMATION | C/C |
| D4100 | CLEANER, STEAM, DENTAL | V/V |
| D4180 | POT, PNEUMATIC PRESSURE | V/V |
| D4260 | HANDPIECE, LABROTORY, DENTAL, ELECTRIC | V/V |
| D4310 | DISTRIBUTION SYSTEM, MEDICATION, COUNTER UNIT | V/V |
| D4560 | ENGINE, DENTAL, BENCH, ELECTRIC | V/V |
| D4590 | CHISEL, DENTAL, PNEUMATIC | V/V |
| D6250 | LATHE, DENTAL, BENCH MOUNTED | V/V |
| D6600 | MIXER-INVESTOR, WITH VACUUM | V/V |
| D6650 | FORMER, VACUUM WITH MOTER, VACUUM PUMP, HEATER | V/V |
| D8250 | DELIVERY SYSTEM, DENTAL | V/V |
| D8850 | AMALGAMATOR, DENTAL | V/V |
| D8950 | VIBRATOR, DENTAL, HEAVY DUTY | V/V |
| D8960 | VIBRATOR, DENTAL, STANDARD DUTY, UNDERCOUNTER | V/V |
| D9050 | TRIMMER, MODEL, DENTAL | V/V |
| D9060 | PROPHYLAXIS UNIT, ULTRASONIC | V/V |
| DEN20 | AIR, RETRACTABLE HOSE, CEILING MOUNTED | C/C |
| DEN26 | DENTURE TEETH CABINET | V/V |
| DEN27 | SMALL SUPPLY CABINET | V/V |
| DEN45 | BUCKET, 5 GALLON | V/V |
| DEN54 | DISPENSER, FACIAL TISSUE, WALL MOUNTED | V/V |

| EQUIPMENT SCHEDULE - PHASE TWO | | |
|--------------------------------|--|-----|
| TAG | NAME | ACQ |
| DEN64 | DENTAL LAB, PENCIL SHARPENER | V/V |
| E0063 | WORKSTATION, L-SHAPED WIPENISULA | V/V |
| E0117 | WORKSTATION, FREE STANDING, 48" WIDE | V/V |
| E0703 | TABLE, ADJUSTABLE HEIGHT | V/V |
| E0948 | CART GENERAL STORAGE, MOBILE | V/V |
| E0948 | CART, STORAGE | V/V |
| E0954 | CART, EMERGENCY, MOBILE | V/V |
| F0205 | CHAIR, SIDE WITH ARMS | V/V |
| F0206 | CHAIR, SIDE, BARIATRIC WITH ARMS | V/V |
| F0210 | SIDE CHAIR WITHOUT ARMS | V/V |
| F0225 | CHAIR, DINING ROOM | V/V |
| F0275 | CHAIR, SWIVEL, HIGH BACK | V/V |
| F0305 | CHAIR, WAITING ROOM, SINGLE | V/V |
| F0340 | STOOL, SELF ADJUSTING | V/V |
| F0420 | CABINET, FILING, LATERAL, HALF HEIGHT | V/V |
| F0421 | PEDISTAL FILE, MOBILE | V/V |
| F0505 | MOP BUCKET WITH WRINGER | V/V |
| F0740 | TABLE, OCCASIONAL, LAMP | V/V |
| F0795 | TABLE, DINING, 36" X 36" | V/V |
| F2000 | BASKET, WASTEPAPER | V/V |
| F2010 | BASKET, WASTEPAPER, STEP-ON | V/V |
| F2017 | CAN, TRASH, 24 GAL | V/V |
| F2020 | CAN, TRASH, 44 GAL | V/V |
| F2300 | RACK, MAGAZINE, WALL MOUNTED | V/V |
| F3050 | WHITEBOARD, DRY ERASE | V/V |
| F3065 | WHITE BOARD, BULLETIN BOARD COMBINATION | V/V |
| F3200 | CLOCK, BATTERY, 12" | V/V |
| K1552 | BREWER, COFFEE, AUTO, ELECTRIC, 3 BURNER | V/V |
| K4665 | OVEN, MICROWAVE, CONSUMER | V/V |
| L2337 | CANOPY, HOOD, FUME | C/C |
| L7400 | BURNER, SAFETY, BUNSEN | V/V |
| M0515 | TELEVISION, PLASMA | V/V |
| M1100 | RESUSCITATOR, BAG-MASK, HAND OPERATED | V/V |
| M1801 | COMPUTER WITH FLAT PANEL MONITOR | V/V |
| M1802 | WORKSTATION, COMPUTER, WALL MOUNTED | C/C |
| M1803 | WORKSTATION, COMPUTER, ADJUSTABLE | V/V |
| M1825 | PRINTER, COMPUTER | V/V |
| M1840 | PRINTER, COPIER, FAX COMBINATION | V/V |
| M2055 | SHELVING, STORAGE, WIRE, W. ADJUSTABLE SHELVES | V/V |
| M2700 | SEALER, HEAT, PLASTIC BAG, W/ MOTOR, PORTABLE | V/V |
| M3070 | HAMPER, LINEN | V/V |
| M3072 | FRAME, INFECTIOUS WASTE BAG WITH LID | V/V |
| M3150 | DISTRIBUTION SYSTEM, MEDICATION, COUNTER UNIT | V/V |
| M3155 | CABINET, INVENTORY MANAGEMENT SYSTEM | V/V |
| M4020 | SCALE, PERSON WEIGHING, HIGH CAPACITY | V/V |
| M4100 | SPHYGMOMANOMETER, ANEROID, WALL MOUNTED | V/V |
| M4116 | MONITOR, VITAL SIGNS, ON MOBILE STAND | V/V |
| M4200 | OTOSCOPE/OPTHALMOSCOPE, WALL MOUNTED | V/V |
| M4705 | WHEELCHAIR, PATIENT TRANSPORT, FOLDING | V/V |
| M4710 | WHEELCHAIR, PATIENT, BARIATRIC, TRANSPORT, FOLDING | V/V |
| M7401 | LIGHT, EXAM, MOBILE, SPOTLIGHT, MOBILE STAND | V/V |
| M7405 | LIGHT, DENTAL EXAM, CEILING MOUNTED | V/V |
| M7660 | DEFIBRILLATOR, MONITOR, RECORDER, PORTABLE | V/V |
| M8080 | PATIENT LIFT, MOBILE | V/V |
| M8769 | ASPIRATOR, RESUSCITATION, PORTABLE W BATTERY | V/V |
| M8910 | CART, SURGICAL CASE | V/V |
| M9025 | TABLE, EXAMINATION/TREATMENT WITH CABINET | V/V |
| R7000 | REFRIGERATOR, 14 CUBIC FEET | V/V |
| U0005 | GUN, HOT GLUE | V/V |
| U0006 | GUN, SPRAY, WATER/AIR | V/V |
| U0007 | DISPENSER, DISINFECTANT WIPES | V/V |
| X3150 | RACK, APRON-GLOVED, WALL MOUNTED | V/V |
| X6500 | RADIOGRAPHIC UNIT, DENTAL, PANOGRAPHIC | V/V |
| X6600 | RADIOGRAPHIC UNIT, DENTAL, WALL MOUNTED | V/V |
| X6605 | IMAGER, DENTAL, DIGITAL IMAGE | V/V |
| X6610 | SENSOR, DENTAL IMAGING SYSTEM | V/V |

GENERAL ENLARGED PLAN AND INTERIOR ELEVATION NOTES - PHASE TWO

- REFERENCE SHEET G1001 FOR TOILET ROOM ACCESSORY MOUNTING HEIGHTS
- REFERENCE PLUMBING DRAWINGS FOR PLUMBING FIXTURE TYPES.
- ALL OUTSIDE EDGES OF WALL TILE TO RECEIVE METAL TRANSITION STRIP FOR OUTSIDE EDGES (TS).
- TRANSITIONS FROM PORCELAIN FLOOR TILE (PT1) TO PORCELAIN WALL TILE (PT2) TO RECEIVE METAL TRANSITION STRIP FOR COVE BASES (TS).
- EQUIPMENT TAGS BEGINNING WITH THE PREFIX (DEN-...) ARE REPRESENTATIVE OF DENTAL LAB EQUIPMENT.

KEYNOTE LEGEND

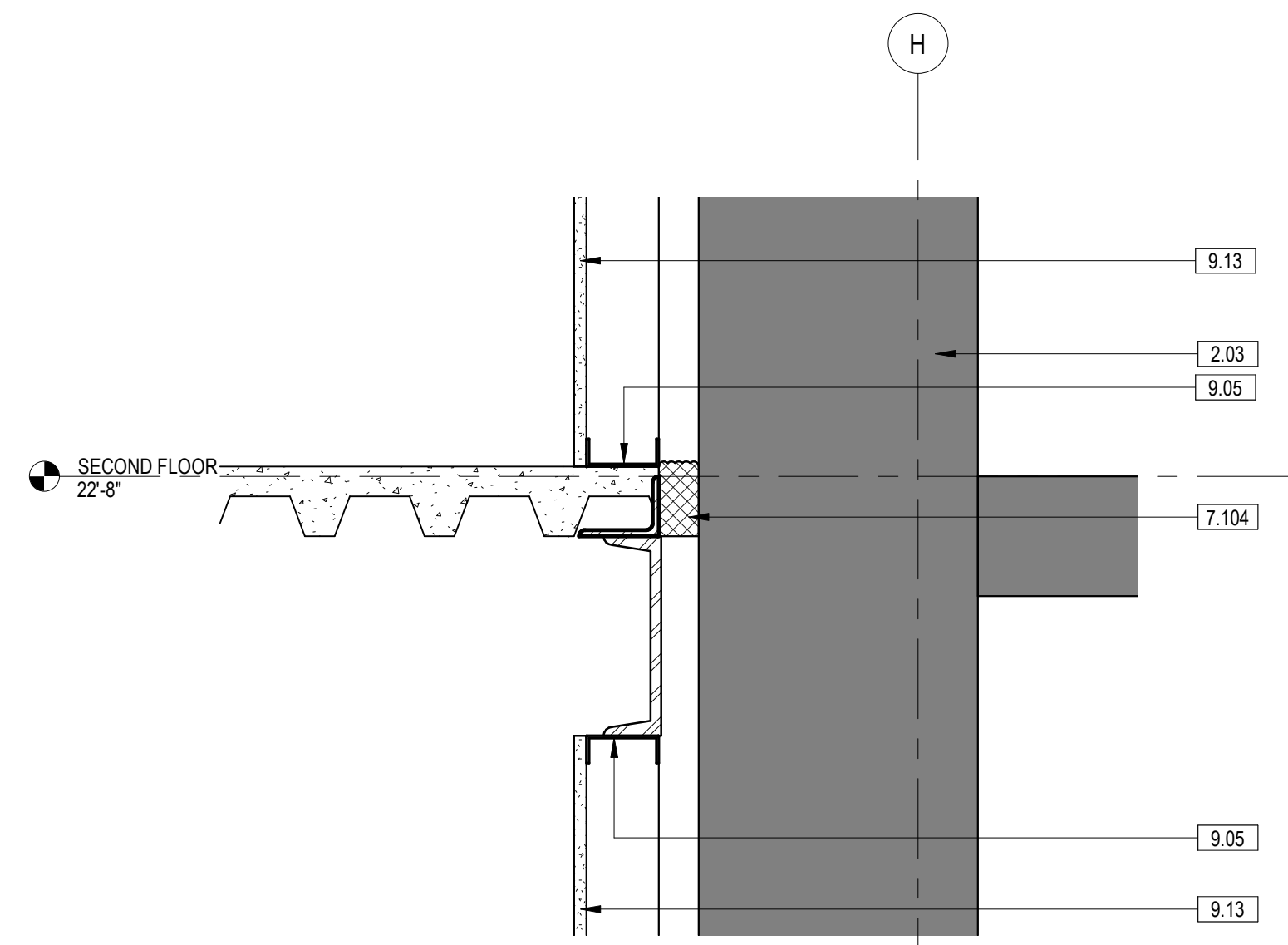
| | |
|------|---|
| 9.29 | BASE AS SCHEDULED |
| 9.33 | CG1, REFERENCE SHEET AF711 FOR FINISH LEGEND AND FINISH SCHEDULES |
| 9.35 | CT1 AND CT2, REFERENCE SHEET AF711 FOR FINISH LEGEND AND FINISH SCHEDULES |
| 9.41 | PS, REFERENCE SHEET AF711 FOR FINISH LEGEND AND FINISH SCHEDULES |
| 9.54 | PLAM1, REFERENCE SHEET AF711 FOR FINISH LEGEND AND FINISH SCHEDULES |

FULLY SPRINKLERED
100% BID SET

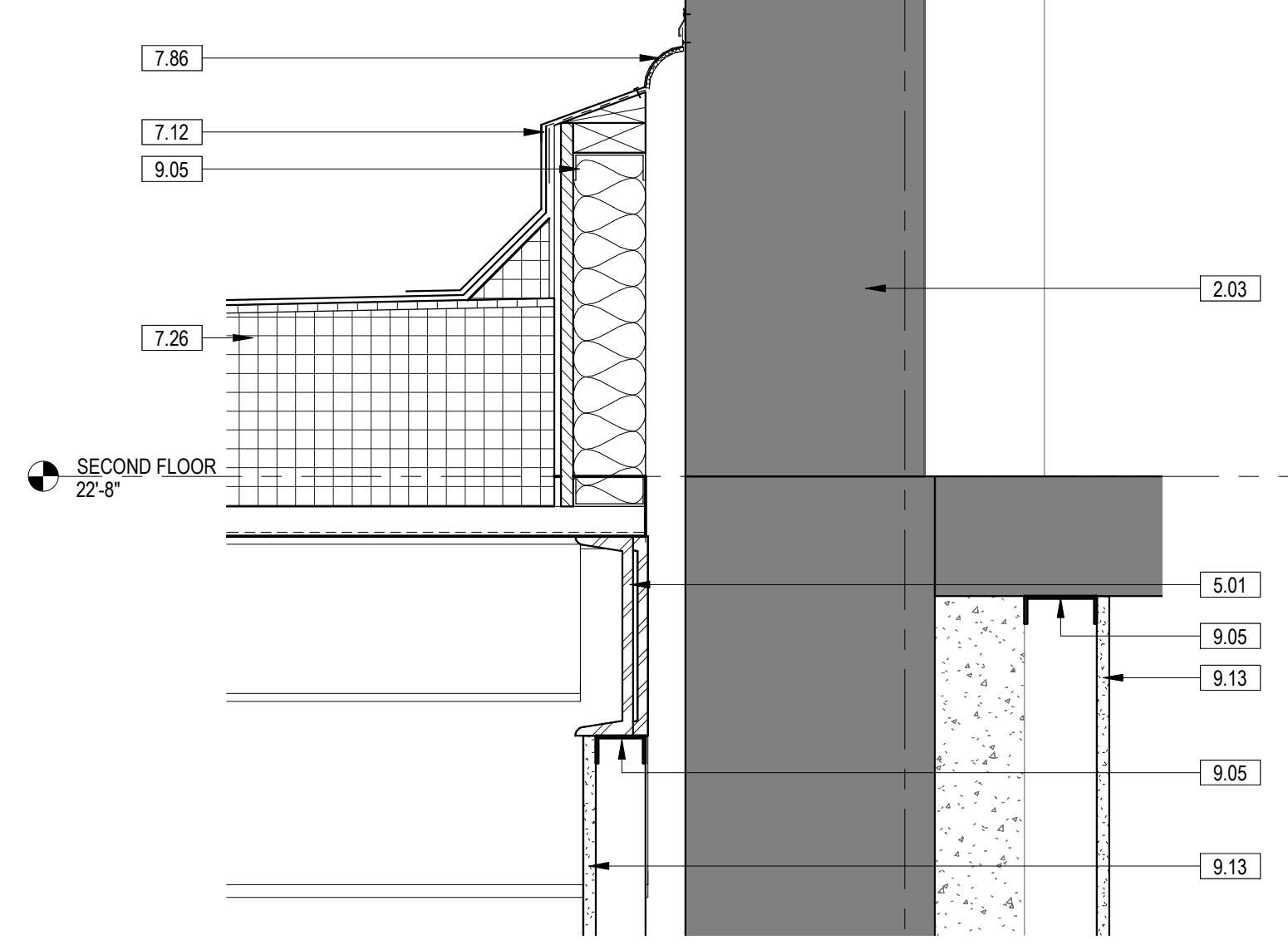
| | | | | | | | | | | | | | | | | | |
|-----|----------------------|------|---|--|--|--|--|---|--|---|--|---|--|---|--|------------------------------------|--|
| NO. | REVISION DESCRIPTION | DATE | CONSULTANTS: STRUCTURAL / CIVIL ENGINEER: H2B, INC. 1225 N. LOOP WEST, SUITE 800 HOUSTON, TX 77008 (713) 964-2900 MECH / ELEC / PLUMB / TECH ENGR: POOLE FIRE PROTECTION, INC. 25219 MADISON AVENUE, SUITE 100 OLAHIE, KANSAS 66062 (713) 829-8690 FIRE PROTECTION ENGINEER: POOLE FIRE PROTECTION, INC. 19910 WEST 161ST STREET OLAHIE, KANSAS 66062 (713) 829-8690 HEALTHCARE PLANNER: RIVERFRONT HEALTH & SAFETY 1150 OLIVE STREET, ST. LOUIS, MO 63101 (314) 436-9492 PHYSICAL SECURITY: INNOVA GROUP 3190 N. SIWAN ROAD TUCSON, AZ 85712 (520) 886-8650 FORCE PROTECT 10901 FRONT BEACH ROAD, STE 1415 PANAMA CITY, FL 32407 (502) 836-4232 | | | ARCHITECT: SPUR DESIGN, LLC 312 SW 25TH STREET Oklahoma City, OK 73109 (405) 842-6100 <small>KS ARCH REG. NO. A-930, EXP. 12/31/2023 KS ENGR REG. NO. E-2586, EXP. 12/31/2023</small> | | STAMP: Beth A. Spurr ARCHITECT | | Drawing Title PHASE TWO - ENLARGED PLANS & INTERIOR ELEVATIONS VA Health Care System Approval: | | Project Title CONSTRUCT INFILL OF BUILDING 26 AND RENOVATE SPECIALTY CARE CLINICS | | Project Number 589-704 Building Number 26 Drawing Number AE418 Drawing # 71 OF 190 | | Veterans Health Administration | |
|-----|----------------------|------|---|--|--|--|--|---|--|---|--|---|--|---|--|------------------------------------|--|

12/20/2022 9:52:58 AM

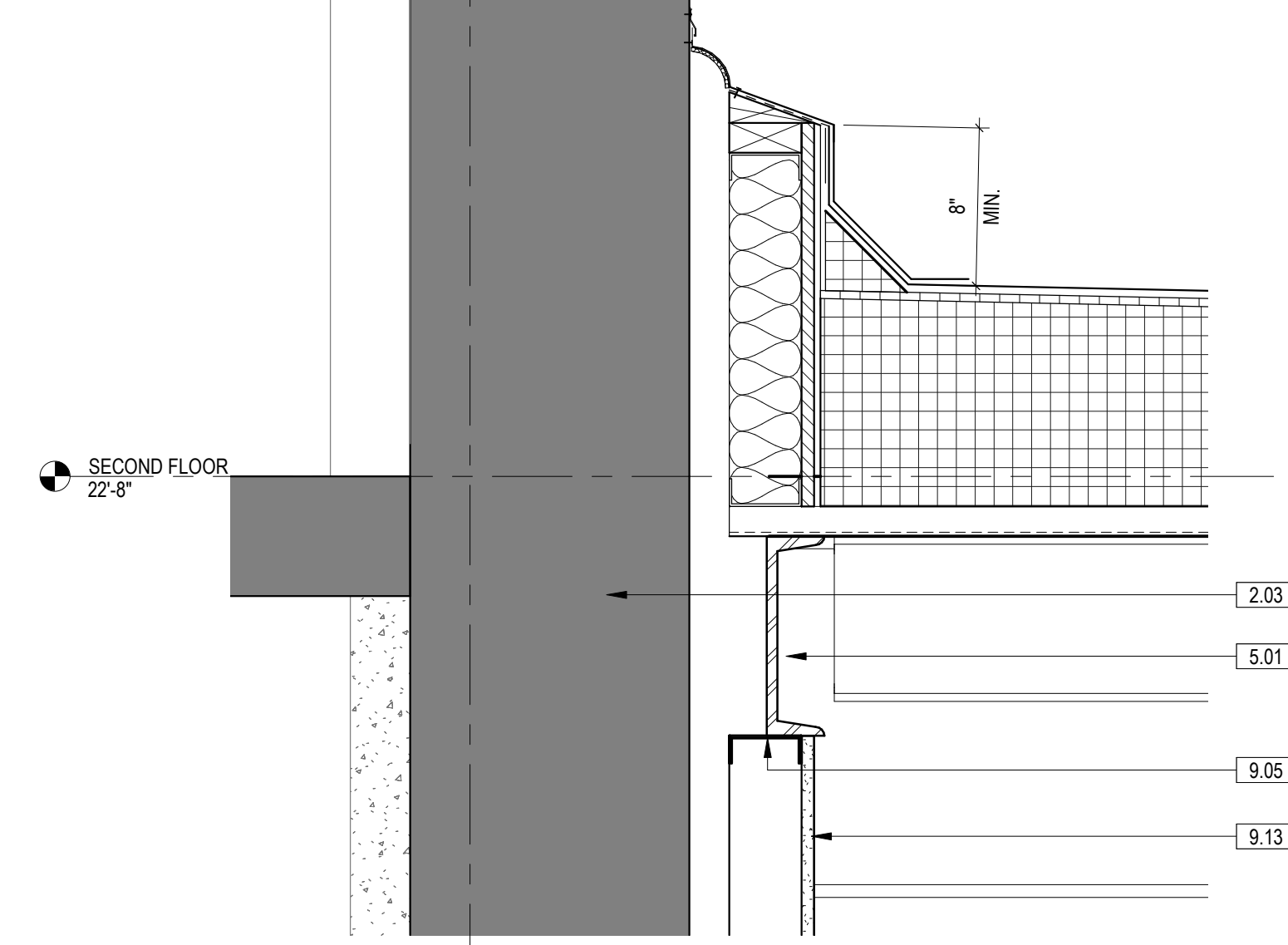
| KEYNOTE LEGEND | |
|----------------|---|
| 2.03 | EXISTING WALL TO REMAIN |
| 3.01 | NEW CONCRETE FOOTING. REFERENCE STRUCTURAL DRAWINGS FOR ADDITIONAL INFORMATION. |
| 3.02 | NEW CONCRETE SLAB-ON-GRADE. REFERENCE STRUCTURAL DRAWINGS FOR ADDITIONAL INFORMATION. |
| 5.01 | STRUCTURAL STEEL. SEE STRUCT. DWG'S |
| 7.12 | SHEET METAL FLASHING |
| 7.26 | ROOF & DECK INSULATION |
| 7.85 | FLOOR EXPANSION JOINT COVER ASSEMBLY |
| 7.86 | ROOF EXPANSION JOINT COVER ASSEMBLY |
| 7.104 | FIRE-RATED EXPANSION JOINT |
| 9.05 | 3/8" C STUD |
| 9.07 | 2 1/2" CH STUD |
| 9.11 | J TRACK - FASTENED 24" O.C. MAX |
| 9.13 | 5/8" GYPSUM BOARD |
| 9.14 | 1" GYPSUM SHAFT LINER |
| 9.32 | FLOOR FINISH PER FLOOR FINISH SCHEDULE |



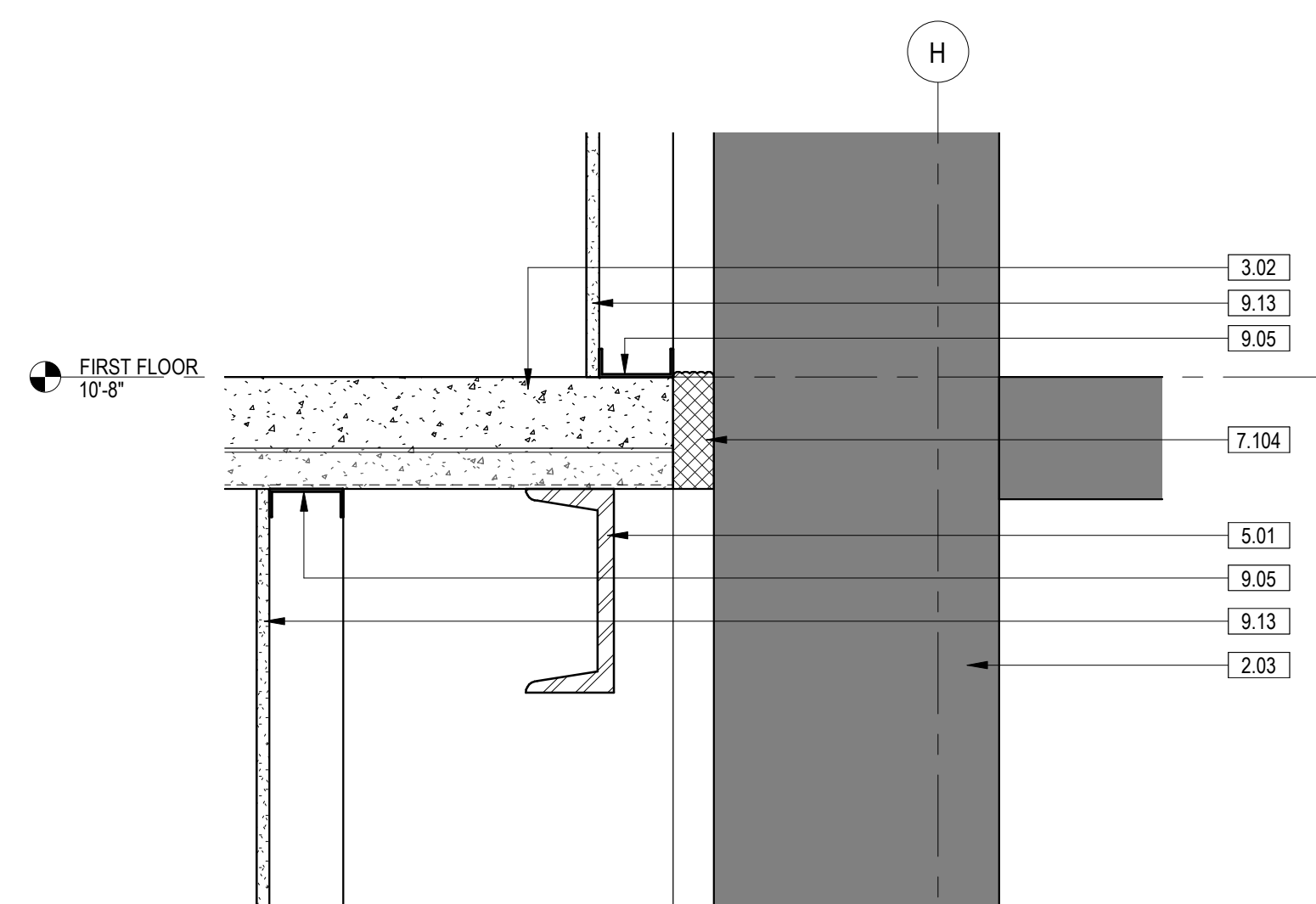
9 SECTION DETAIL - ROOF TERMINATION 3
1 1/2" = 1'-0" 3/AE311



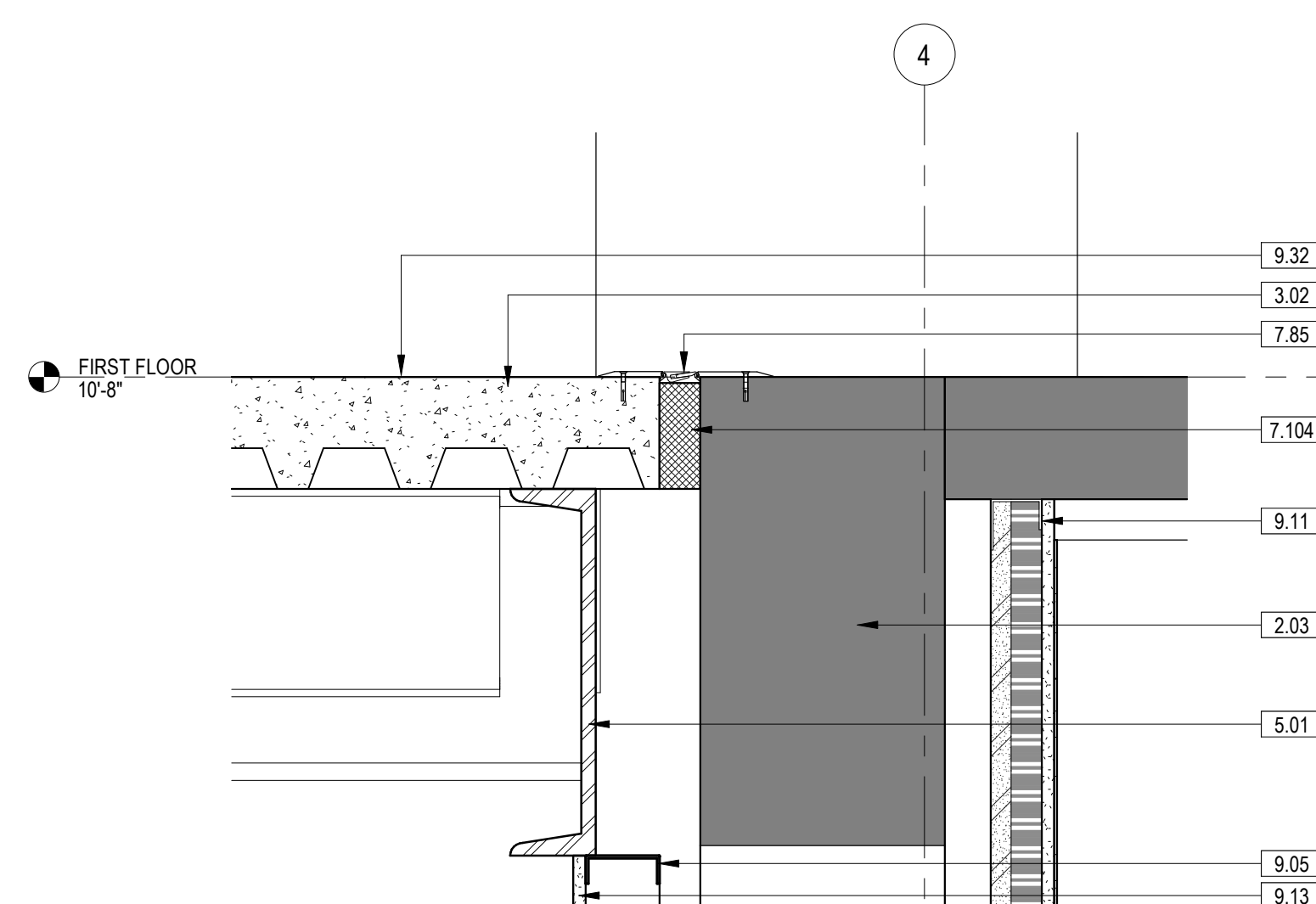
8 SECTION DETAIL - ROOF TERMINATION 2
1 1/2" = 1'-0"



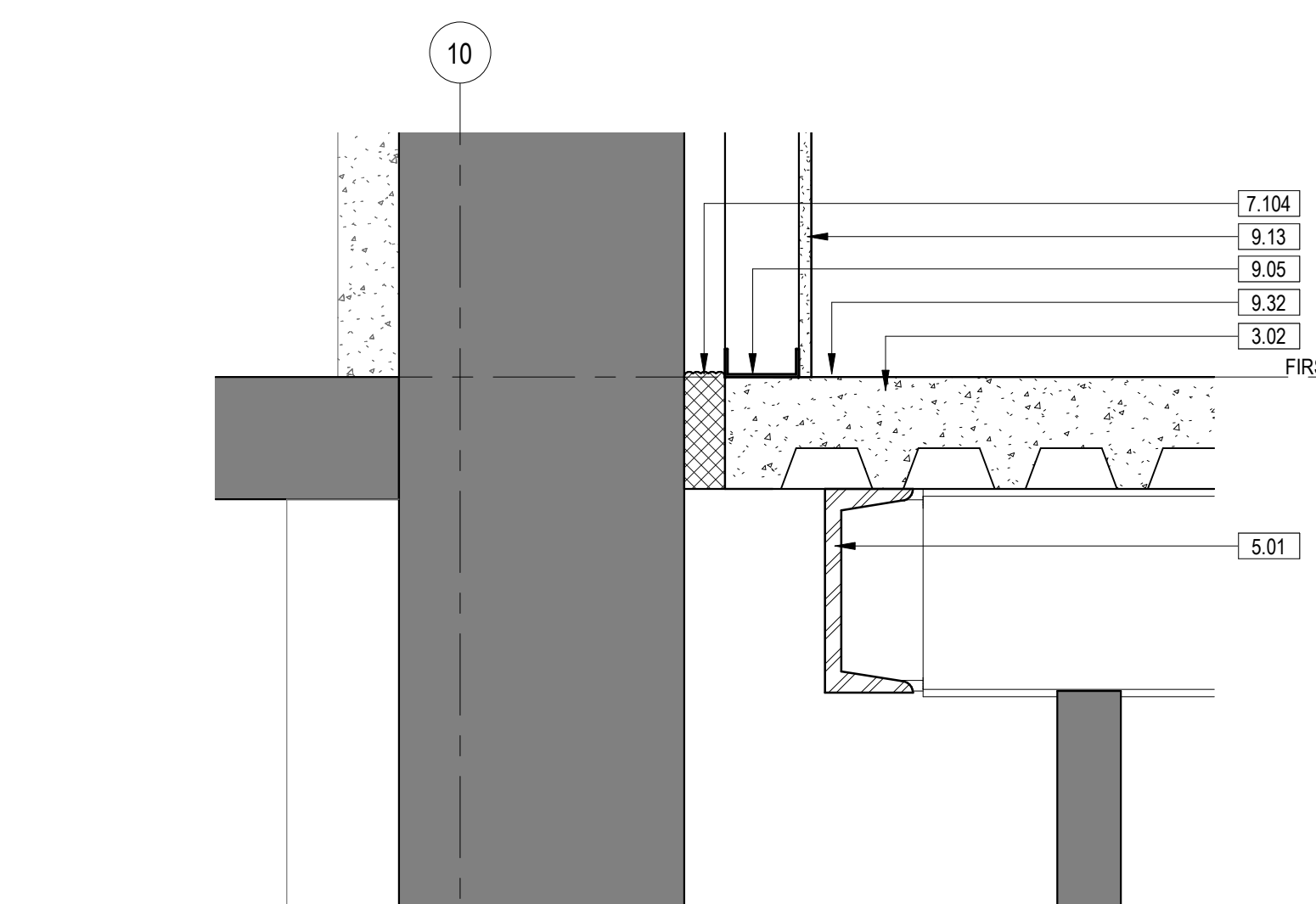
7 SECTION DETAIL - ROOF TERMINATION 1
1 1/2" = 1'-0" 1/AE311



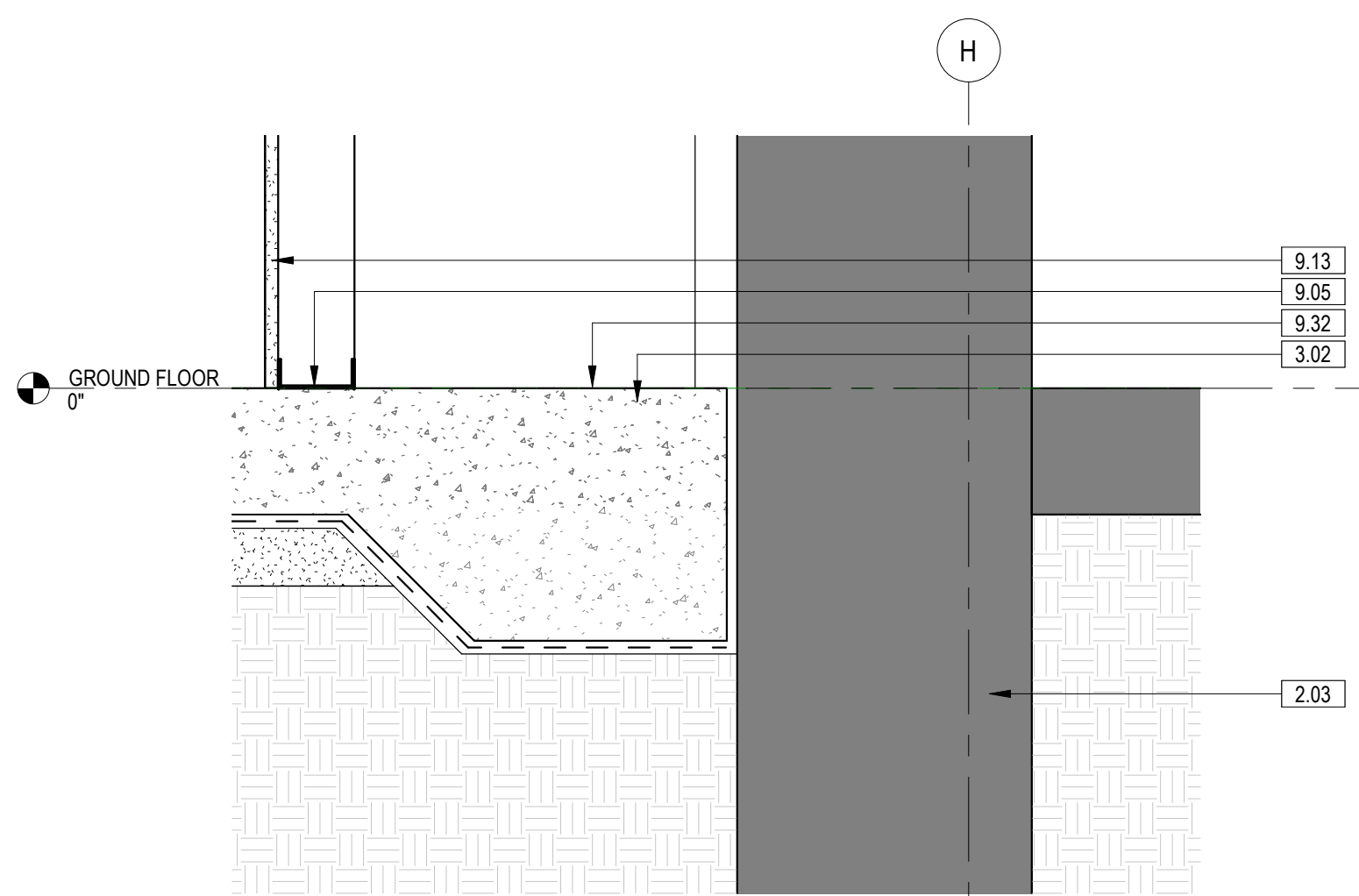
6 SECTION DETAIL - FIRST FLOOR 3
1 1/2" = 1'-0" 3/AE311



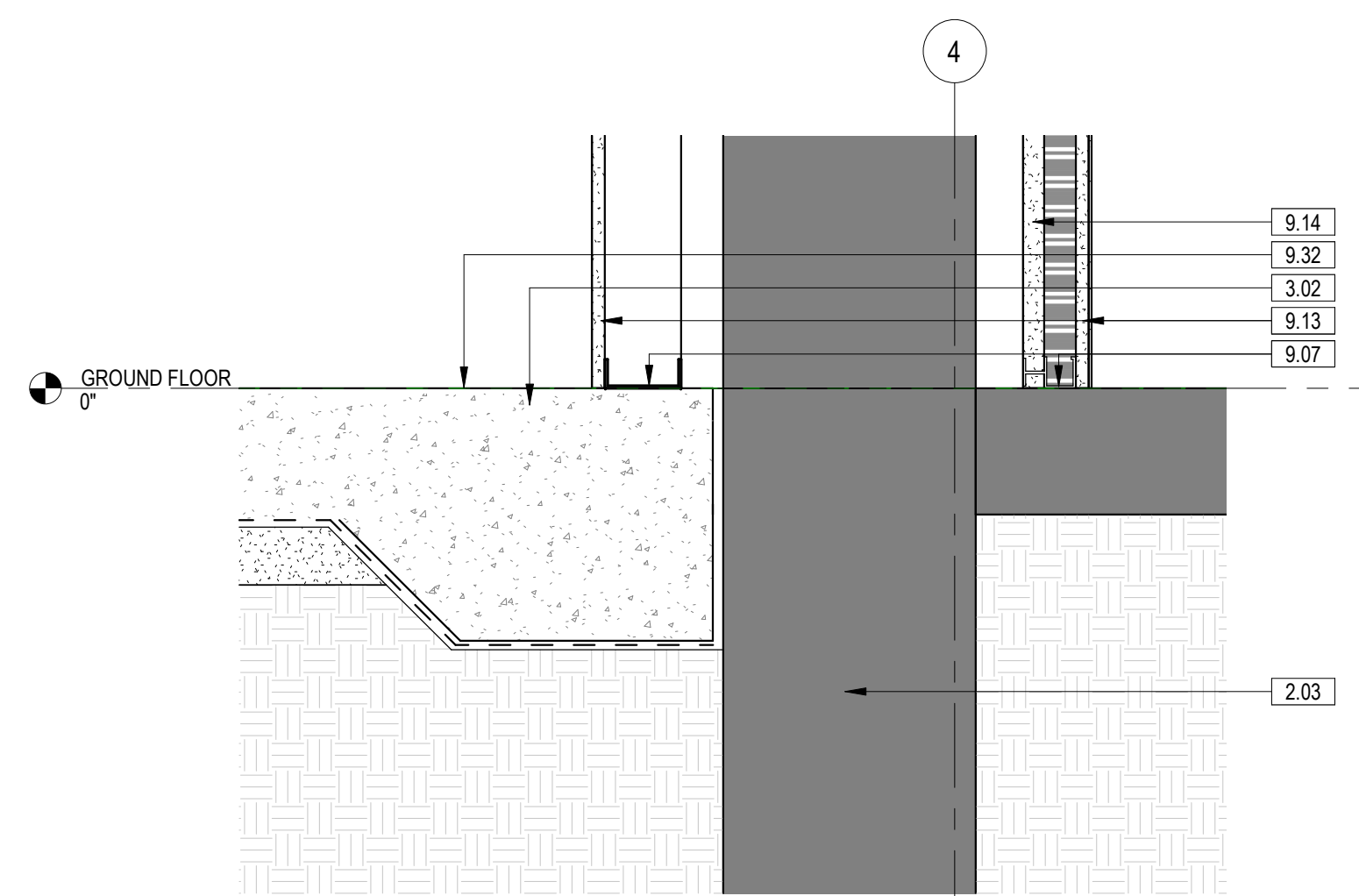
5 SECTION DETAIL - FIRST FLOOR 2
1 1/2" = 1'-0" 2/AE311



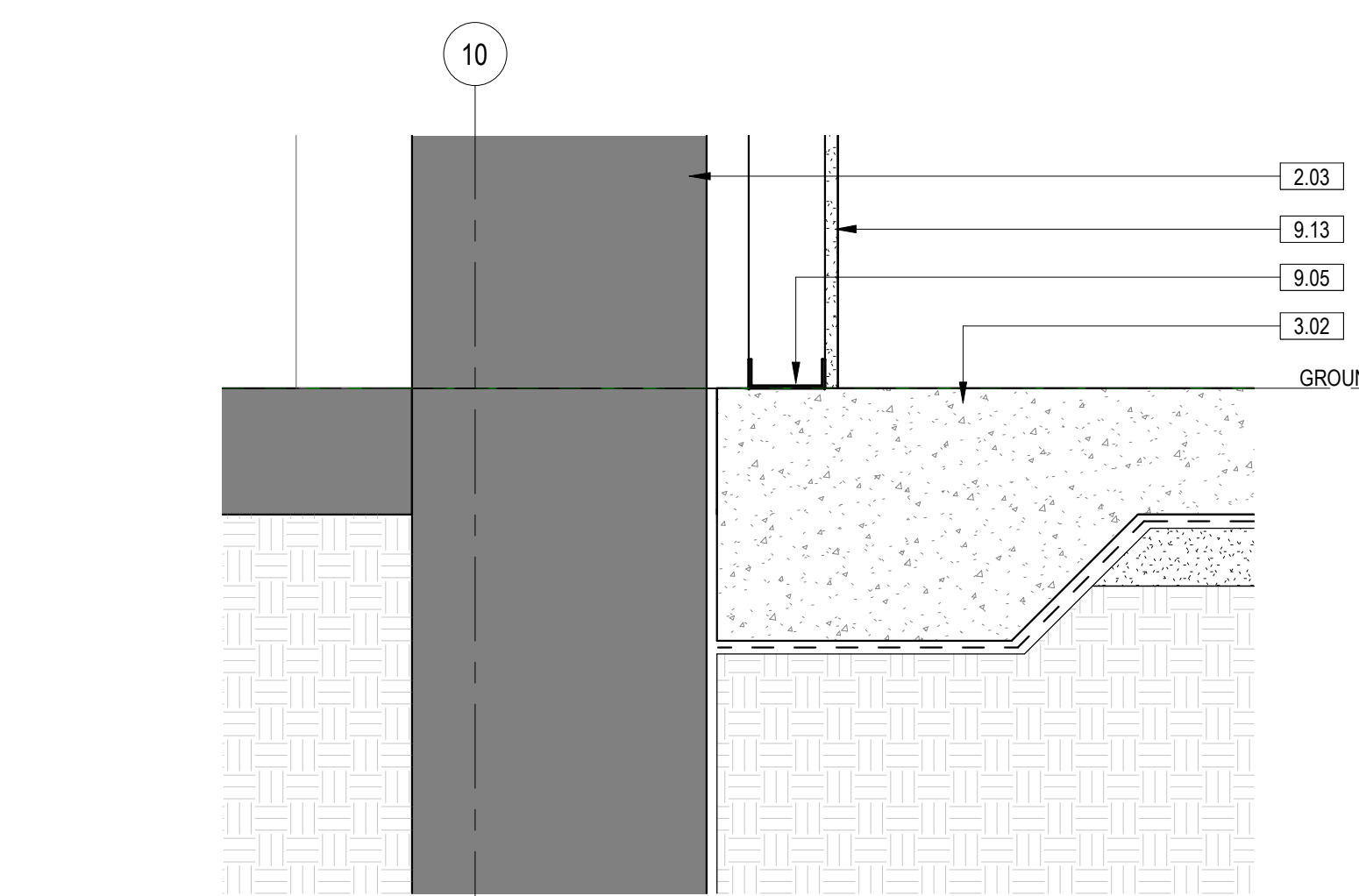
4 SECTION DETAIL - FIRST FLOOR 1
1 1/2" = 1'-0" 1/AE311



3 SECTION DETAIL - NEW SLAB @ EXISTING WALL
1 1/2" = 1'-0" 3/AE311



2 SECTION DETAIL - NEW SLAB @ EXISTING WALL
1 1/2" = 1'-0" 2/AE311



1 SECTION DETAIL - NEW SLAB @ EXISTING WALL
1 1/2" = 1'-0" 1/AE311

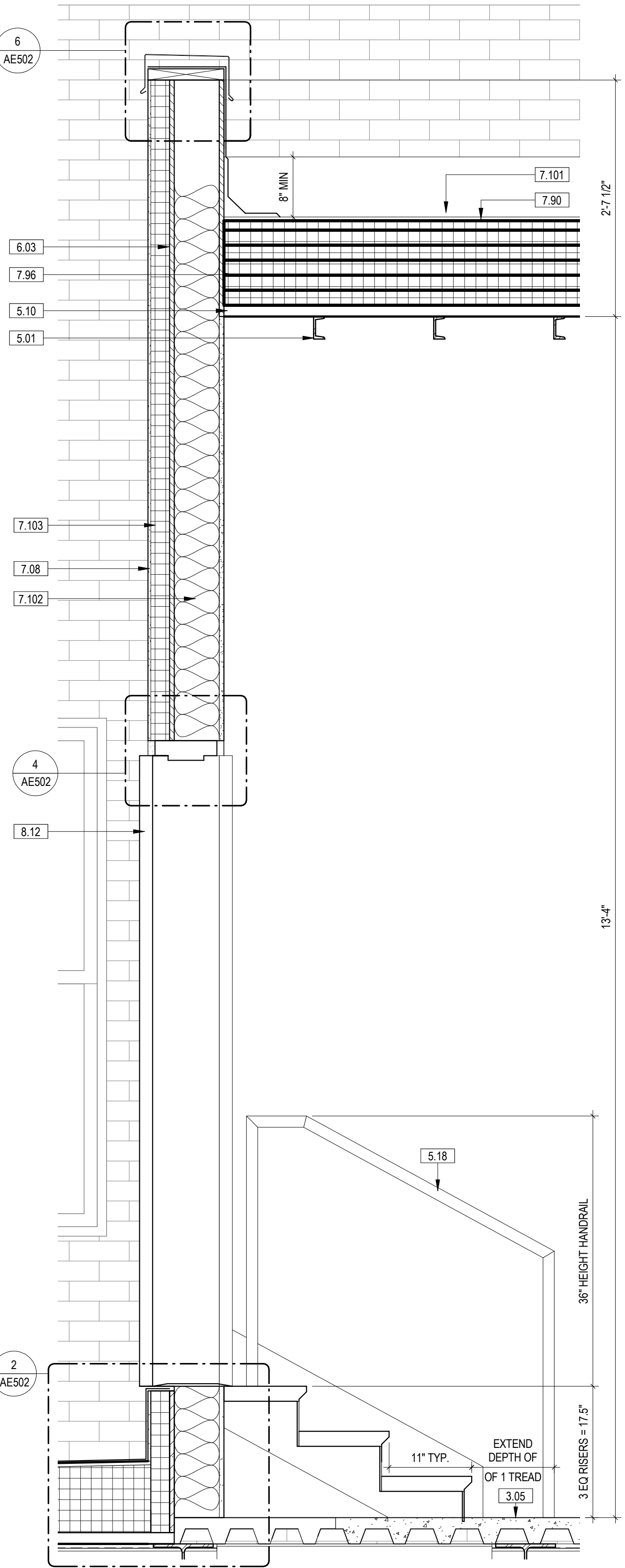
FULLY SPRINKLERED
100% BID SET

| NO. | REVISION DESCRIPTION | DATE | CONSULTANTS: | | | ARCHITECT: | SPUR # 2016 | STAMP: | Drawing Title | Project Title | Project Number | |
|-----|----------------------|------|---|--|--|-----------------------|---|---|--|--------------------------------|----------------|---------------------|
| | | | STRUCTURAL / CIVIL ENGINEER H2B, INC. 1225 N. LOOP WEST, SUITE 800 HOUSTON, TX 77008 (713) 864-2900 | MECH / ELEC / PLUMB / TECH ENGR SPUR DESIGN 25219 MADISON AVENUE, SUITE 100 KANSAS CITY, MO 64108 (913) 969-7200 | FIRE PROTECTION ENGINEER POOLE FIRE PROTECTION, INC. 19910 WEST 161ST STREET OLATHE, KANSAS 66062 (913) 829-8690 | SPUR DESIGN | SPUR DESIGN, LLC 312 SW 25TH STREET Oklahoma City, OK 73109 (405) 842-6100 <small>KS ARCH REG. NO. A-930, EXP. 12/31/2023 KS ENGR REG. NO. E-2586, EXP. 12/31/2023</small> | SECTION DETAILS | CONSTRUCT INFILL OF BUILDING 26 AND RENOVATE SPECIALTY CARE CLINICS | 589-704 | | |
| | | | INDUSTRIAL HYGIENIST RIVERFRONT HEALTH & SAFETY 1159 OLIVE STREET, ST. LOUIS, MO 63101 (314) 436-9492 | HEALTHCARE PLANNER INNOVA GROUP 3190 N. SIWAN ROAD TUCSON, AZ 85712 (520) 886-8650 | PHYSICAL SECURITY FORCE PROTECT 10901 FRONT BEACH ROAD, STE 1415 PANAMA CITY, FL 32407 (502) 836-4232 | | VA Health Care System Approval: | 5500 EAST KELLOGG AVENUE WICHITA, KANSAS 67218 | Building Number 26 | Drawing Number AE501 | | |
| | | | | | | | | | Date 12/21/2022 | Checked AJS | Drawn ECO | Drawing # 73 OF 190 |

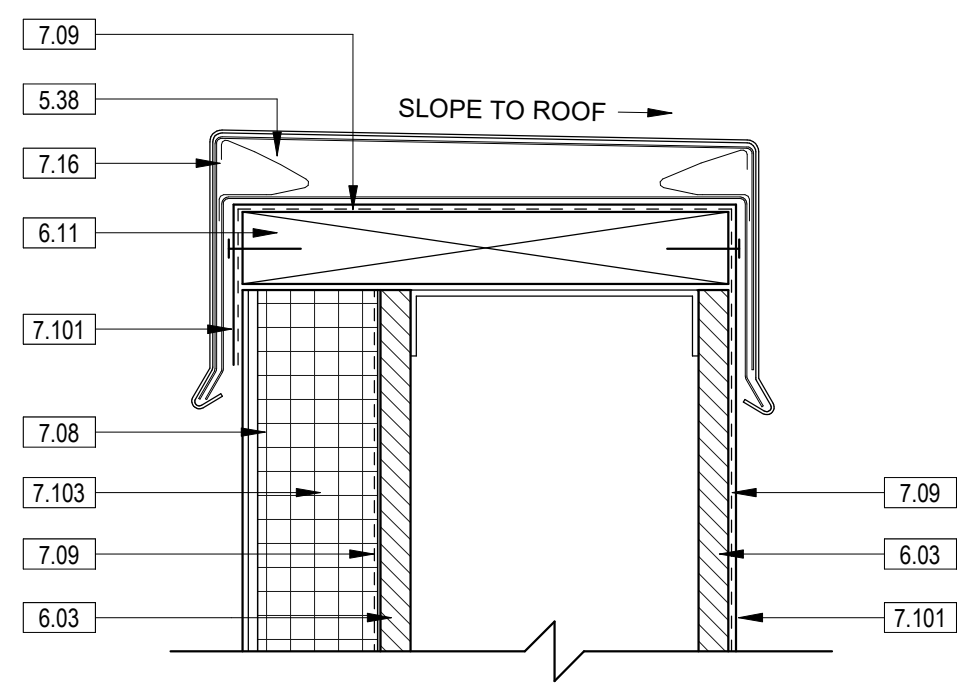


12/20/2022 9:53:04 AM

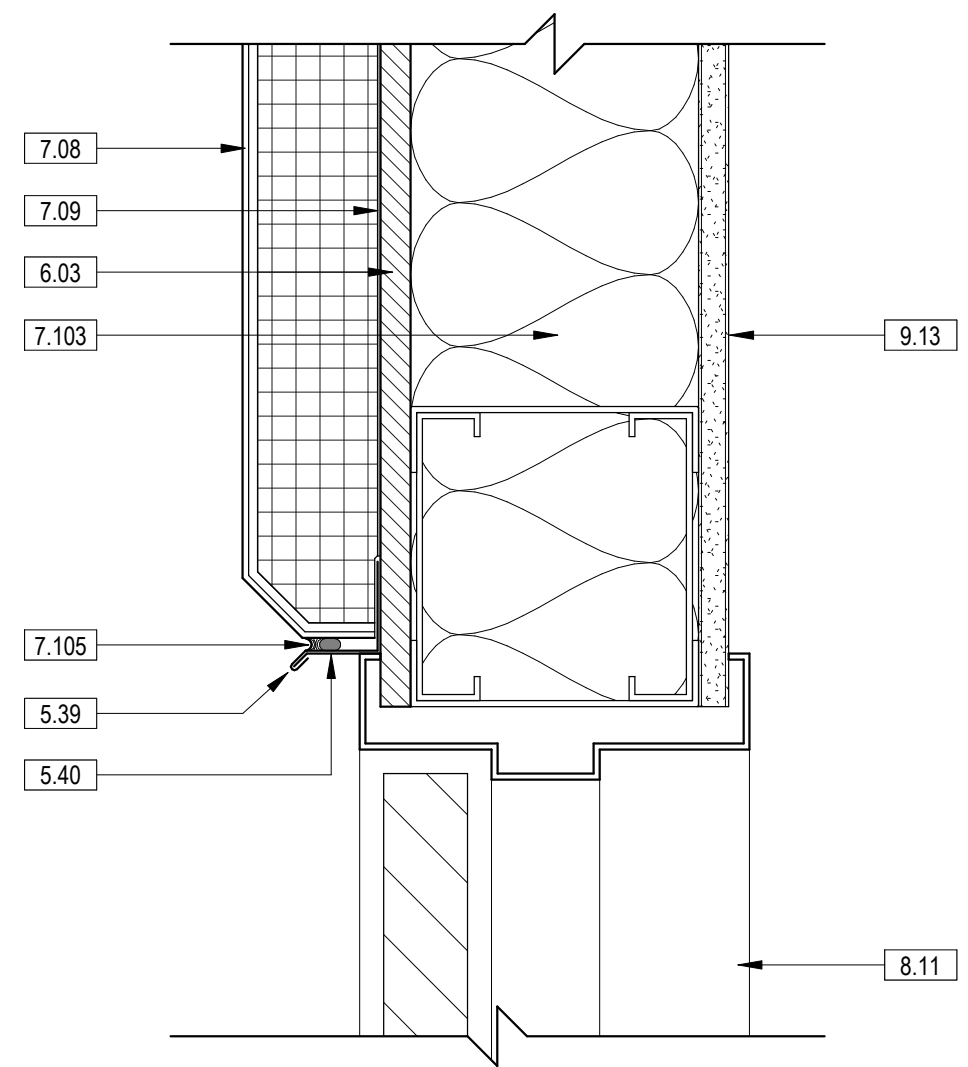
| KEYNOTE LEGEND | |
|----------------|--|
| 2.03 | EXISTING WALL TO REMAIN |
| 3.02 | NEW CONCRETE SLAB-ON-GRADE. REFERENCE STRUCTURAL DRAWINGS FOR ADDITIONAL INFORMATION. |
| 3.05 | NEW COMPOSITE CONCRETE DECK. REFERENCE STRUCTURAL DRAWINGS FOR ADDITIONAL INFORMATION. |
| 5.01 | STRUCTURAL STEEL. SEE STRUCT. DWGS |
| 5.10 | METAL DECK |
| 5.18 | METAL RAILING |
| 5.38 | METAL COPING ANCHOR CLIP |
| 5.39 | PREFINISHED METAL DRIP EDGE, HEMMED BACK TO VERTICAL LEG, COLOR MATCHED TO DOOR FRAME |
| 5.40 | PREFINISHED METAL FLASHING CLIP, FINISH FACE DOWN |
| 5.41 | PREFINISHED METAL COUNTERFLASHING |
| 5.42 | METAL THRESHOLD SET IN A BED OF SEALANT |
| 6.02 | FIRE-RATED PLYWOOD SHEATHING |
| 6.03 | EXTERIOR SHEATHING |
| 6.11 | WOOD BLOCKING |
| 7.08 | EXTERIOR INSULATION & FINISH SYSTEM (EIFS) |
| 7.09 | WEATHER BARRIER |
| 7.16 | SHEET METAL COPING |
| 7.17 | COUNTERFLASHING SYSTEM |
| 7.86 | ROOF EXPANSION JOINT COVER ASSEMBLY |
| 7.90 | 1/2" COVER BOARD |
| 7.96 | TAPERED RIGID INSULATION |
| 7.101 | TPO ROOFING MEMBRANE |
| 7.102 | BATT INSULATION, R-13 |
| 7.103 | 2" RIGID INSULATION, R3.0 MIN. |
| 7.104 | FIRE-RATED EXPANSION JOINT |
| 7.105 | CONTINUOUS PERIMETER SEALANT, COLOR-MATCHED TO EIFS FINISH |
| 7.106 | WELDED SPLICE AND FASTENER @ 12" O.C. |
| 7.107 | TPO MEMBRANE BONDING ADHESIVE |
| 8.11 | METAL DOOR & FRAME |
| 8.12 | HOLLOW METAL DOOR & FRAME |
| 8.96 | DOOR SWEEP WITH INTEGRAL DRIP EDGE |
| 9.05 | 3/8" C STUD |
| 9.08 | 4" CH STUD |
| 9.13 | 5/8" GYPSUM BOARD |
| 9.14 | 1" GYPSUM SHAFT LINER |
| 9.32 | FLOOR FINISH PER FLOOR FINISH SCHEDULE |



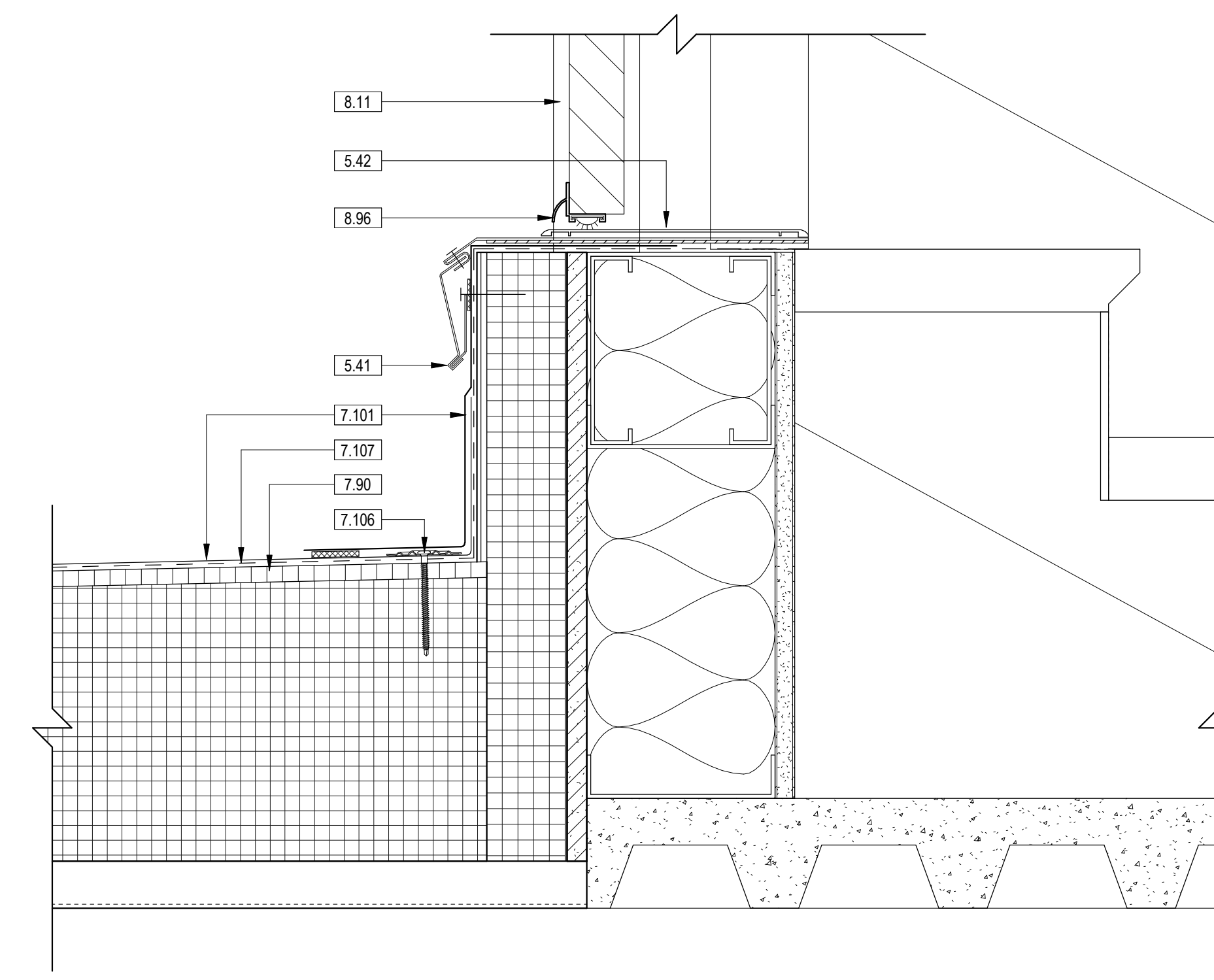
1 WALL SECTION - ROOF ACCESS
1" = 1'-0" 1/1 AE113



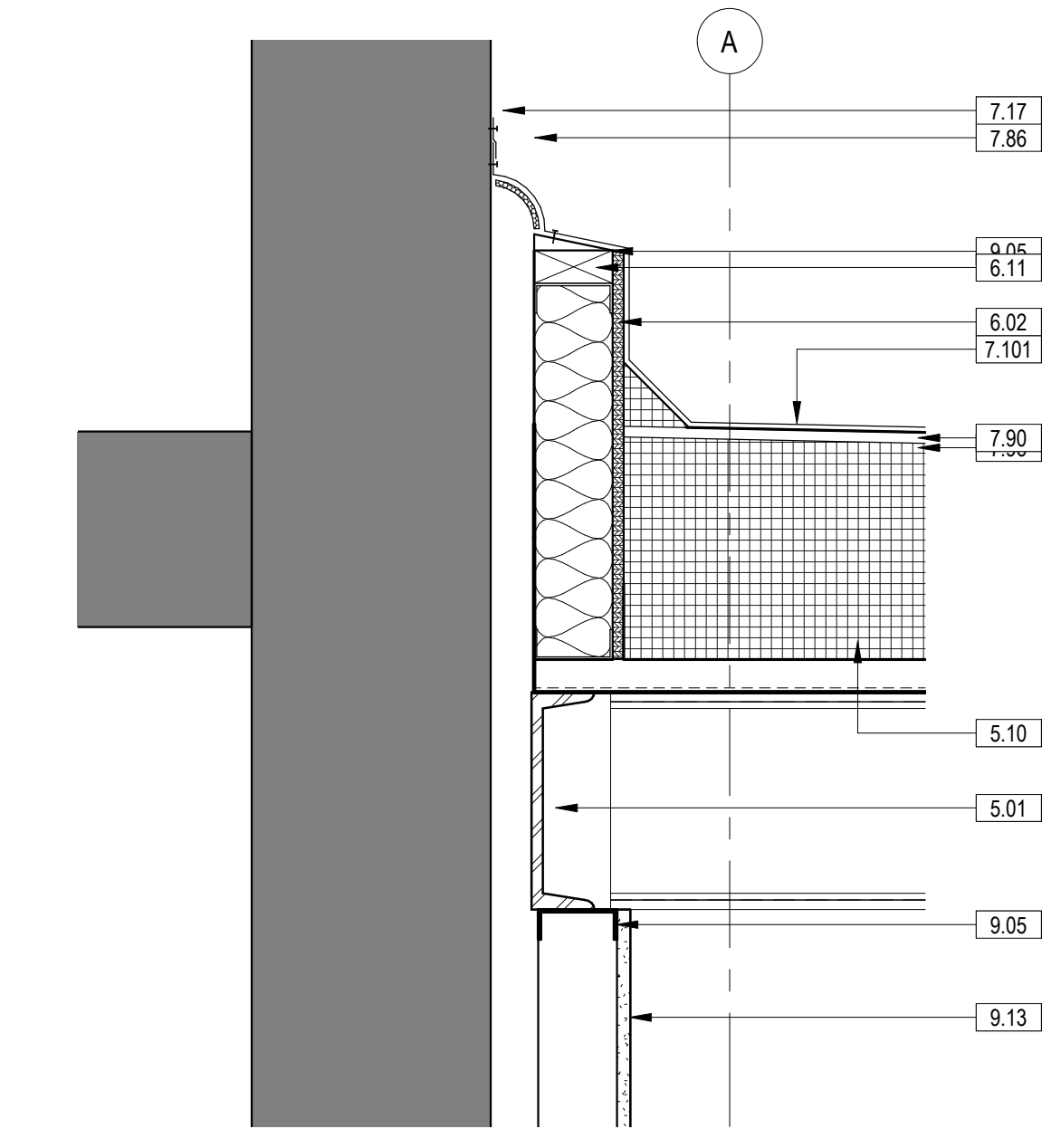
6 TYP. PARAPET DETAIL - EIFS
3" = 1'-0" 1/1 AE502



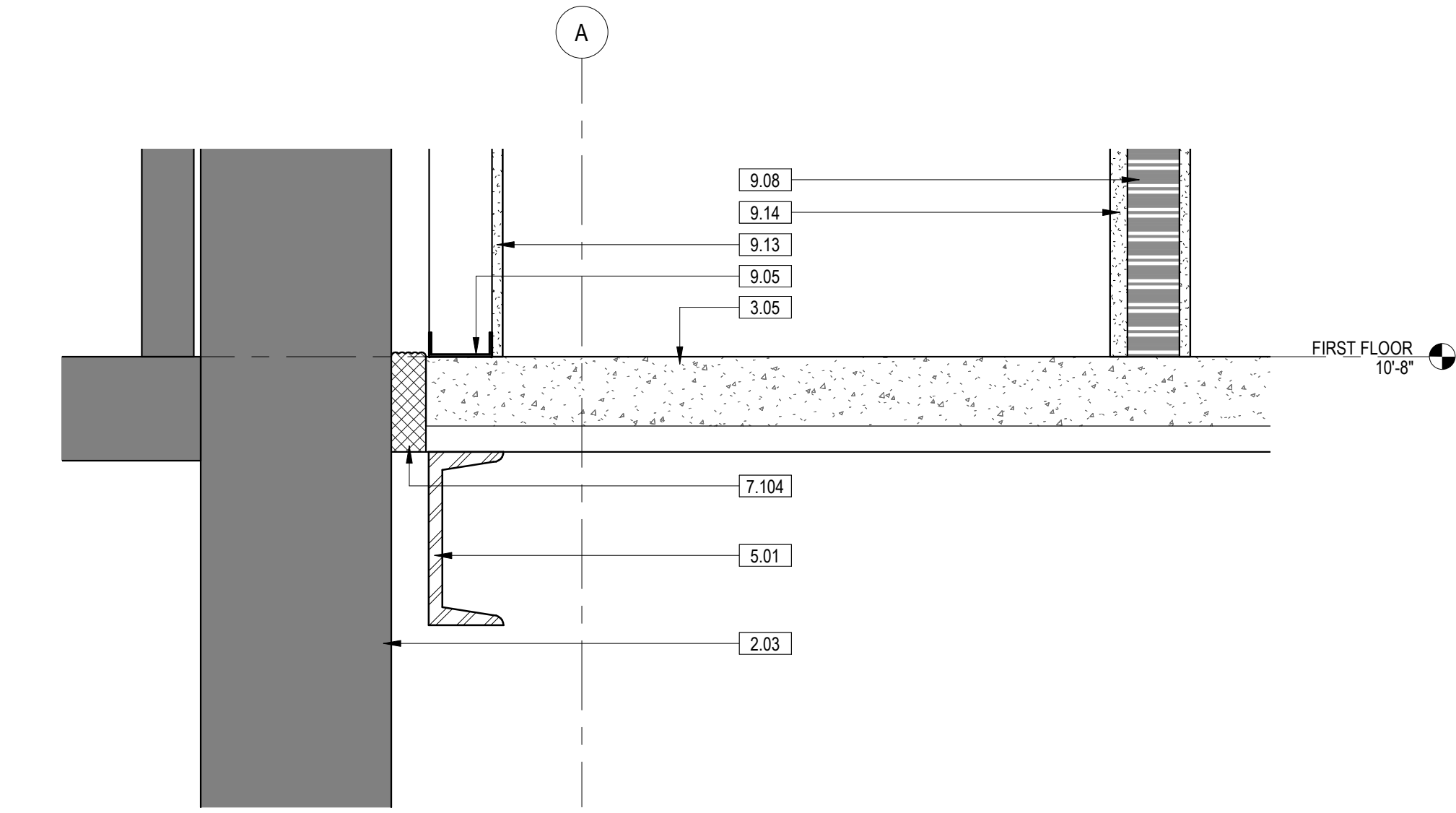
4 SECTION DETAIL - EXTERIOR HEAD
3" = 1'-0"



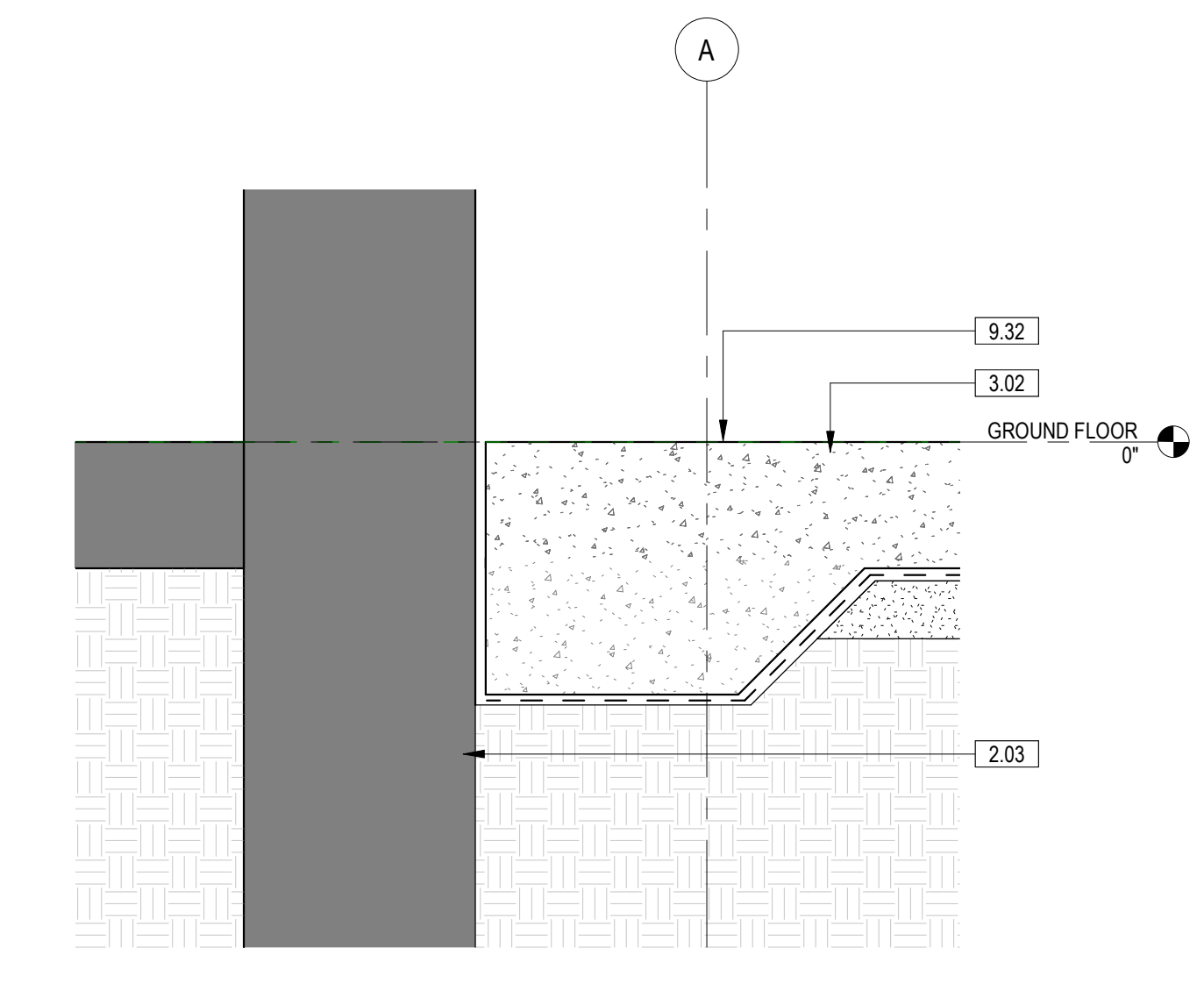
2 SECTION DETAIL - EXTERIOR SILL
3" = 1'-0" 1/1 AE502



7 SECTION DETAIL - ROOF TERMINATION 4
1 1/2" = 1'-0" 3/ AE311



5 SECTION DETAIL - FIRST FLOOR 4
1 1/2" = 1'-0" 5/ AE311

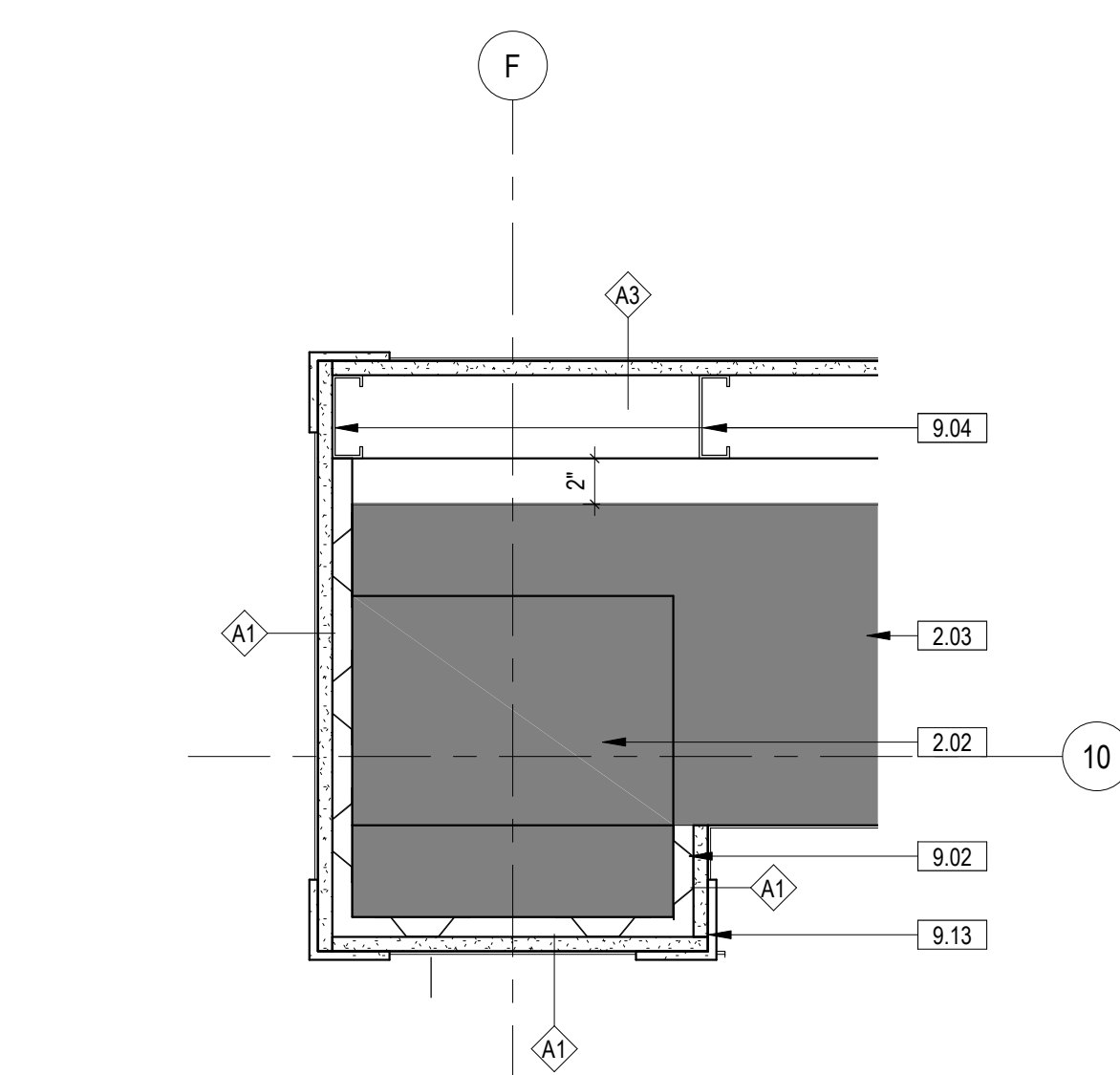


3 SECTION DETAIL - NEW SLAB @ EXISTING WALL
1 1/2" = 1'-0" 5/ AE311

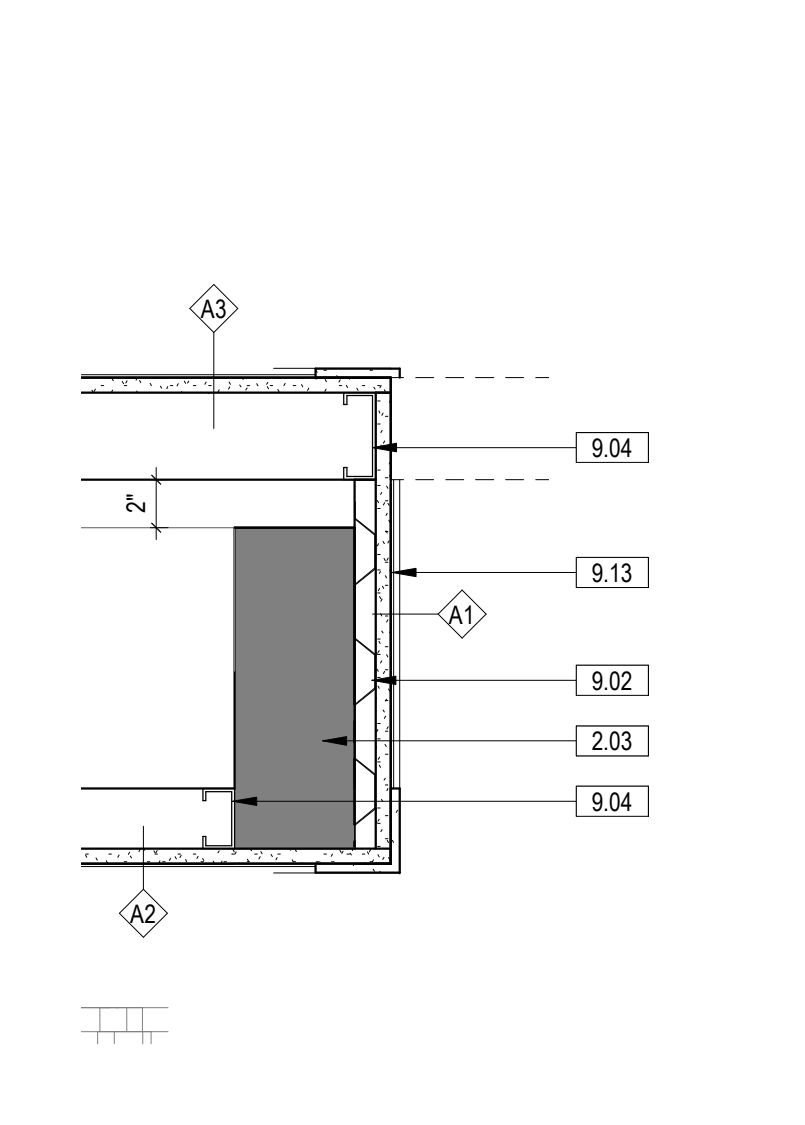
| <table border="1"> <thead> <tr> <th>NO.</th> <th>REVISION DESCRIPTION</th> <th>DATE</th> </tr> </thead> <tbody> <tr><td> </td><td> </td><td> </td></tr> <tr><td> </td><td> </td><td> </td></tr> <tr><td> </td><td> </td><td> </td></tr> <tr><td> </td><td> </td><td> </td></tr> <tr><td> </td><td> </td><td> </td></tr> <tr><td> </td><td> </td><td> </td></tr> <tr><td> </td><td> </td><td> </td></tr> <tr><td> </td><td> </td><td> </td></tr> <tr><td> </td><td> </td><td> </td></tr> <tr><td> </td><td> </td><td> </td></tr> </tbody> </table> | | | NO. | REVISION DESCRIPTION | DATE | | | | | | | | | | | | | | | | | | | | | | | | | | | | | | | CONSULTANTS: STRUCTURAL / CIVIL ENGINEER H2B, INC. 1225 N. LOOP WEST, SUITE 800 HOUSTON, TX 77008 (713) 864-2900 INDUSTRIAL HYGIENIST RIVERFRONT HEALTH & SAFETY 3190 N. SIWAN ROAD ST. LOUIS, MO 63101 (314) 436-9492 MECH / ELEC / PLUMB / TECH ENGR SPUR DESIGN 25219 MADISON AVENUE, SUITE 100 KANSAS CITY, MO 64108 (913) 369-7200 HEALTHCARE PLANNER INNOVA GROUP 3190 N. SIWAN ROAD TUCSON, AZ 85712 (520) 886-8650 FIRE PROTECTION ENGINEER POOLE FIRE PROTECTION, INC. 19910 WEST 161ST STREET OLATHE, KANSAS 66062 (913) 829-8690 PHYSICAL SECURITY FORCE PROTECT 10901 FRONT BEACH ROAD, STE 1415 PANAMA CITY, FL 32407 (502) 836-4232 | | | ARCHITECT: SPUR DESIGN, LLC 312 SW 25TH STREET Oklahoma City, OK 73109 (405) 842-6100 KS ARCH REG. NO. A-930, EXP. 12/31/2023 KS ENGR REG. NO. E-2586, EXP. 12/31/2023 | | STAMP: | | Drawing Title SECTION DETAILS VA Health Care System Approval: | | Project Title CONSTRUCT INFILL OF BUILDING 26 AND RENOVATE SPECIALTY CARE CLINICS Location 5500 EAST KELLOGG AVENUE WICHITA, KANSAS 67218 Date 12/21/2022 | | Project Number 589-704 Building Number 26 Drawing Number AE502 Drawing # 74 OF 190 | | Veterans Health Administration U.S. Department of Veterans Affairs | |
|---|----------------------|------|-----|----------------------|------|--|--|--|--|--|--|--|--|--|--|--|--|--|--|--|--|--|--|--|--|--|--|--|--|--|--|--|--|--|--|--|--|--|--|--|-------------------|--|--|--|---|--|---|--|--|--|
| NO. | REVISION DESCRIPTION | DATE | | | | | | | | | | | | | | | | | | | | | | | | | | | | | | | | | | | | | | | | | | | | | | | | |
| | | | | | | | | | | | | | | | | | | | | | | | | | | | | | | | | | | | | | | | | | | | | | | | | | | |
| | | | | | | | | | | | | | | | | | | | | | | | | | | | | | | | | | | | | | | | | | | | | | | | | | | |
| | | | | | | | | | | | | | | | | | | | | | | | | | | | | | | | | | | | | | | | | | | | | | | | | | | |
| | | | | | | | | | | | | | | | | | | | | | | | | | | | | | | | | | | | | | | | | | | | | | | | | | | |
| | | | | | | | | | | | | | | | | | | | | | | | | | | | | | | | | | | | | | | | | | | | | | | | | | | |
| | | | | | | | | | | | | | | | | | | | | | | | | | | | | | | | | | | | | | | | | | | | | | | | | | | |
| | | | | | | | | | | | | | | | | | | | | | | | | | | | | | | | | | | | | | | | | | | | | | | | | | | |
| | | | | | | | | | | | | | | | | | | | | | | | | | | | | | | | | | | | | | | | | | | | | | | | | | | |
| | | | | | | | | | | | | | | | | | | | | | | | | | | | | | | | | | | | | | | | | | | | | | | | | | | |
| | | | | | | | | | | | | | | | | | | | | | | | | | | | | | | | | | | | | | | | | | | | | | | | | | | |

**FULLY SPRINKLERED
100% BID SET**

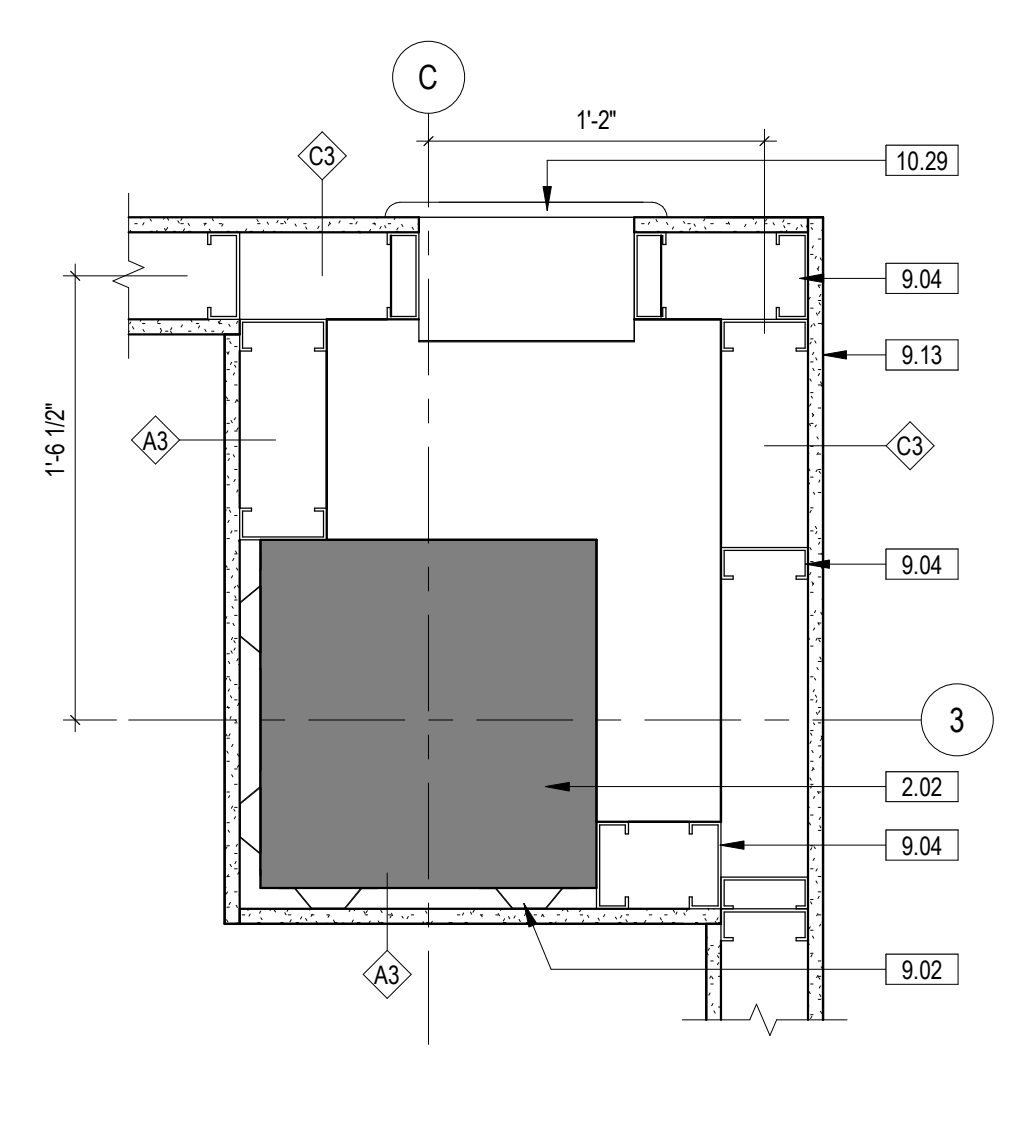
| KEYNOTE LEGEND | |
|----------------|---------------------------------------|
| 2.02 | EXISTING STRUCTURE TO REMAIN IN PLACE |
| 2.03 | EXISTING WALL TO REMAIN |
| 5.01 | STRUCTURAL STEEL SEE STRUCT. DWGS |
| 7.03 | FIBERGLASS BATT INSULATION |
| 8.01 | 2" HOLLOW METAL FRAME |
| 9.02 | 7/8" HAT CHANNEL |
| 9.04 | 2 1/2" C STUD |
| 9.05 | 3 5/8" C STUD |
| 9.07 | 2 1/2" CH STUD |
| 9.13 | 5/8" GYPSUM BOARD |
| 9.14 | 1" GYPSUM SHAFT LINER |
| 9.16 | 5/8" TYPE X GYPSUM BOARD |
| 9.17 | 1" TYPE X GYPSUM SHAFT LINER |
| 10.29 | FIRE EXTINGUISHER CABINET |
| 10.32 | RECESSED FIRE EXTINGUISHER CABINET |



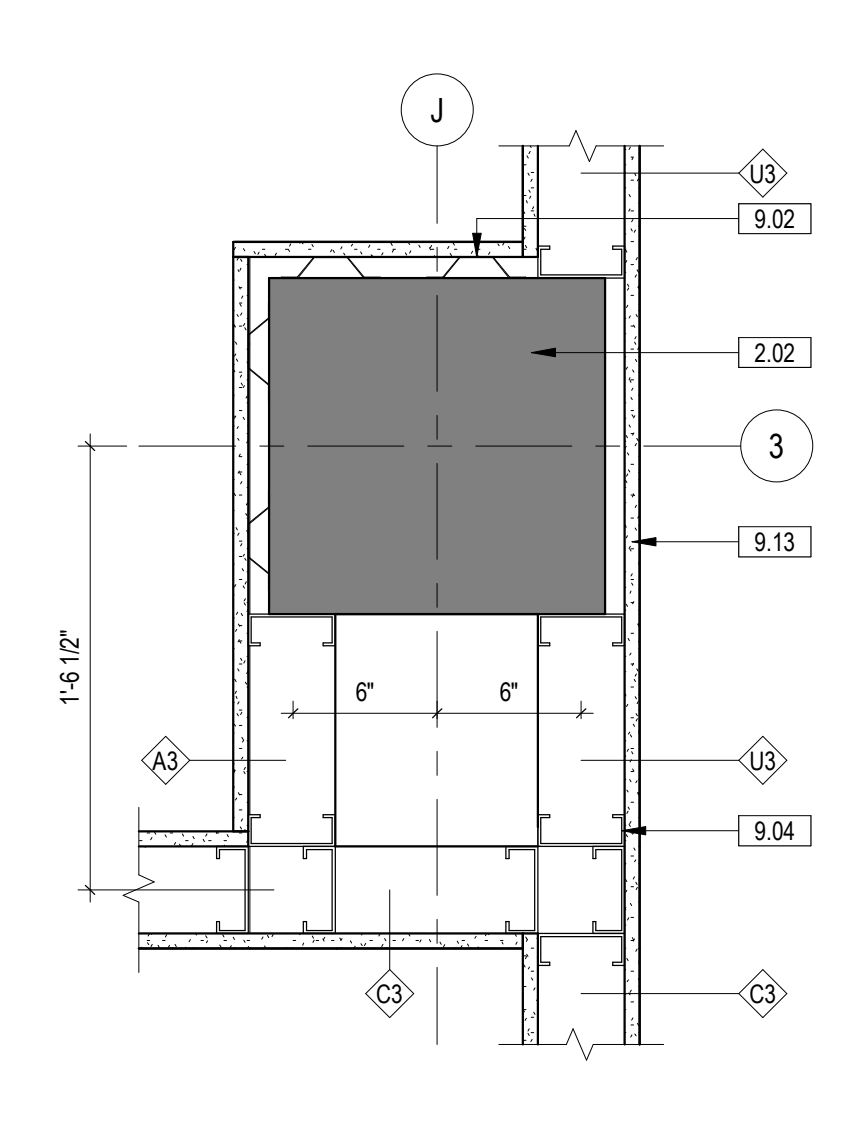
15 PLAN DETAIL - COLUMN WRAP 13
1 1/2" = 1'-0" 1/AE111



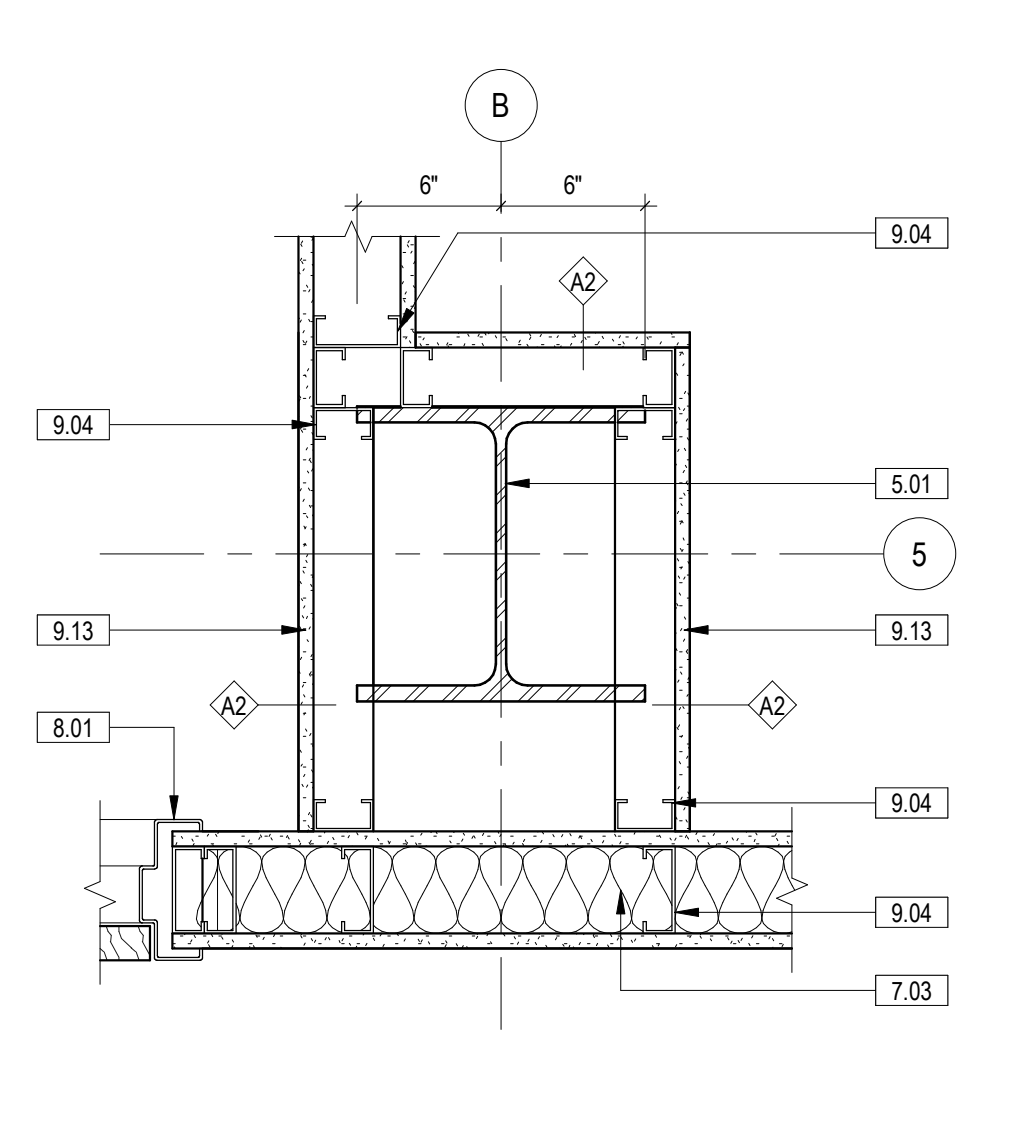
14 PLAN DETAIL - FURRING DETAIL
1 1/2" = 1'-0" 1/AE111



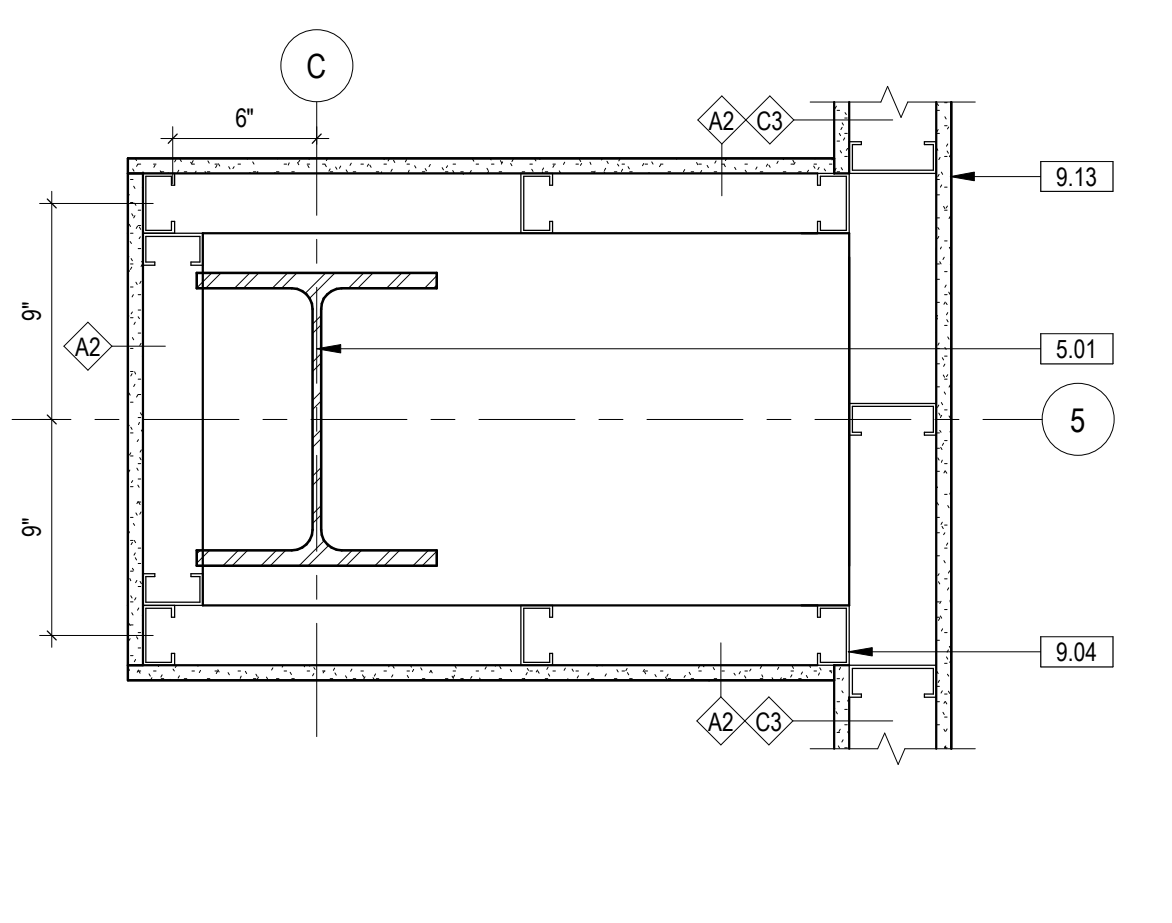
13 PLAN DETAIL - COLUMN WRAP 12
1 1/2" = 1'-0" 1/AE121



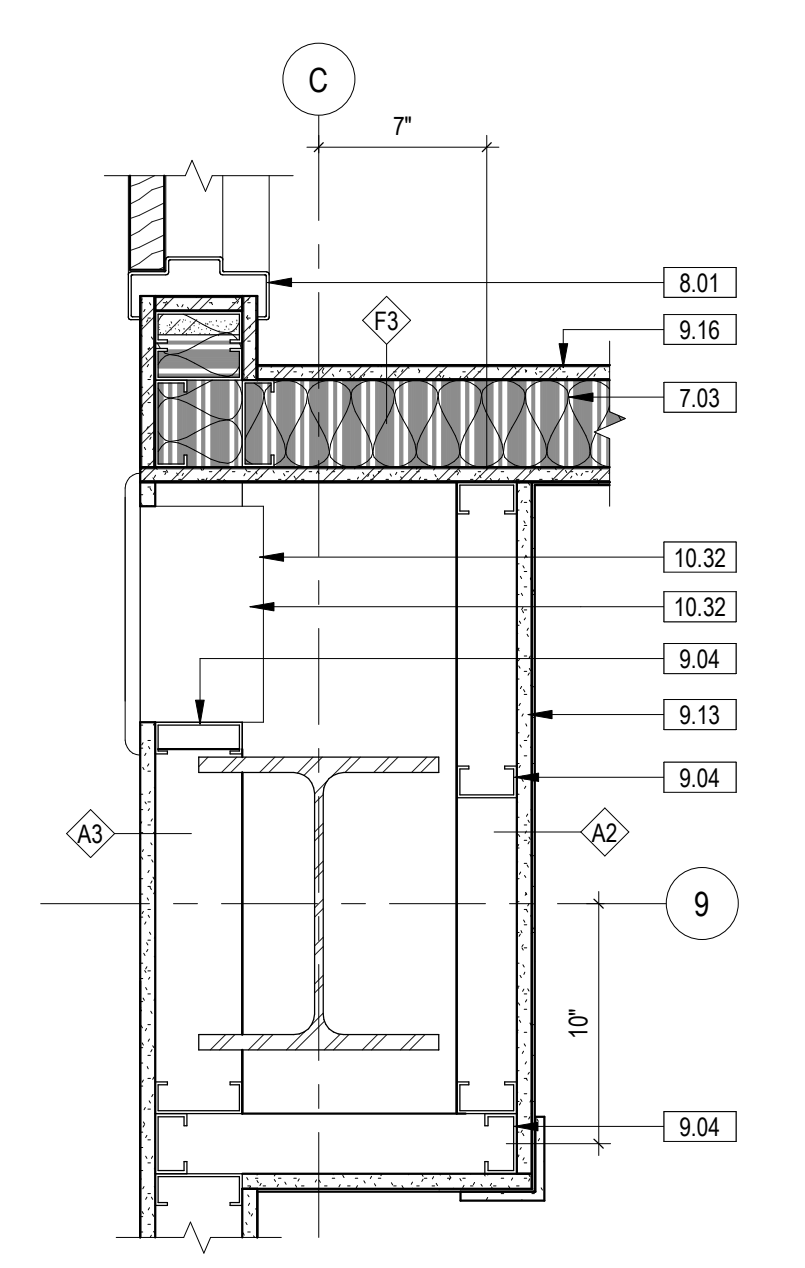
12 PLAN DETAIL - COLUMN WRAP 11
1 1/2" = 1'-0" 1/AE121



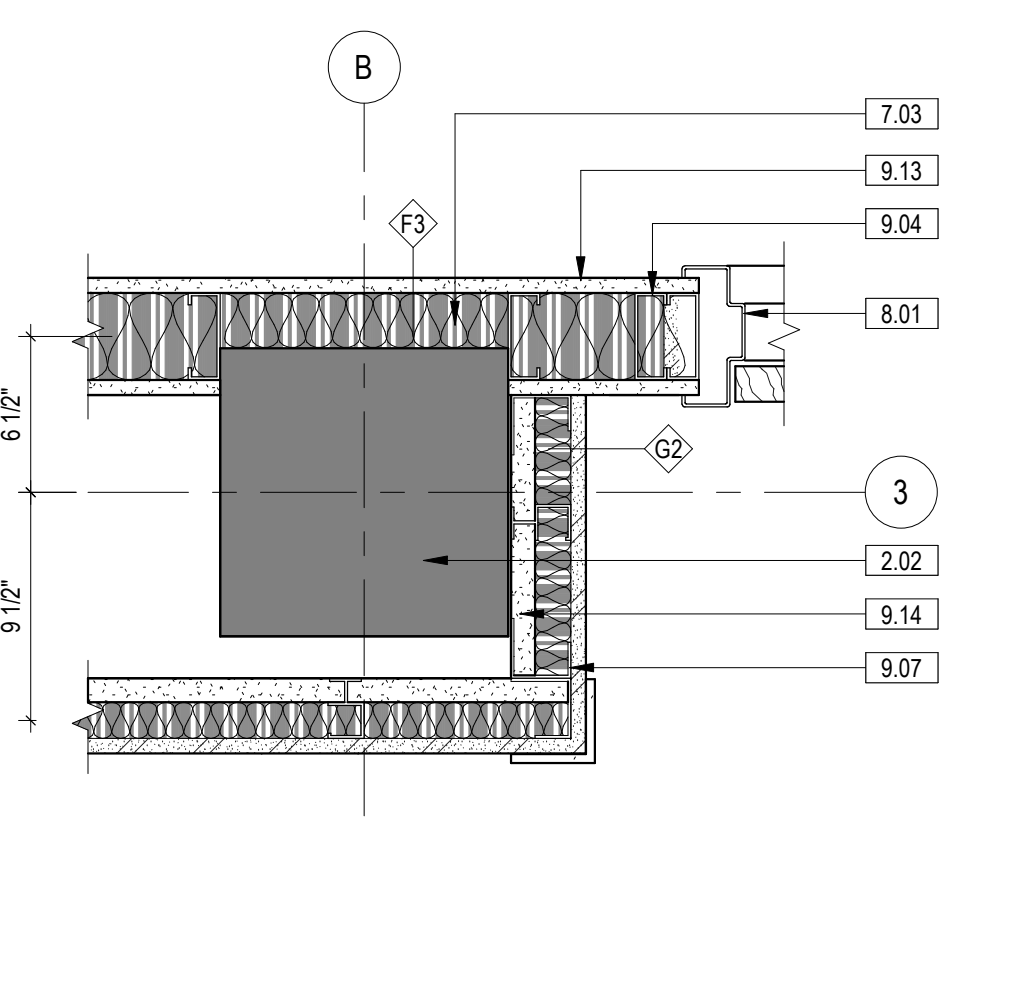
11 PLAN DETAIL - COLUMN WRAP 10
1 1/2" = 1'-0" 2/AE111



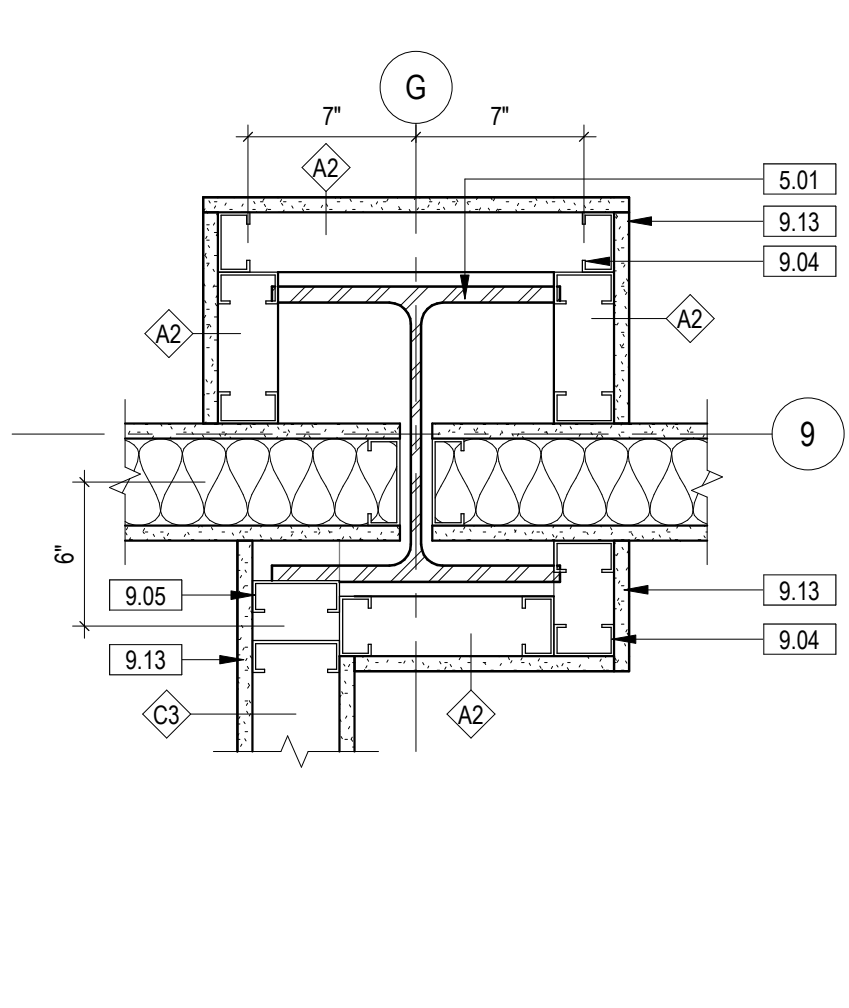
10 PLAN DETAIL - COLUMN WRAP 9
1 1/2" = 1'-0" 2/AE111



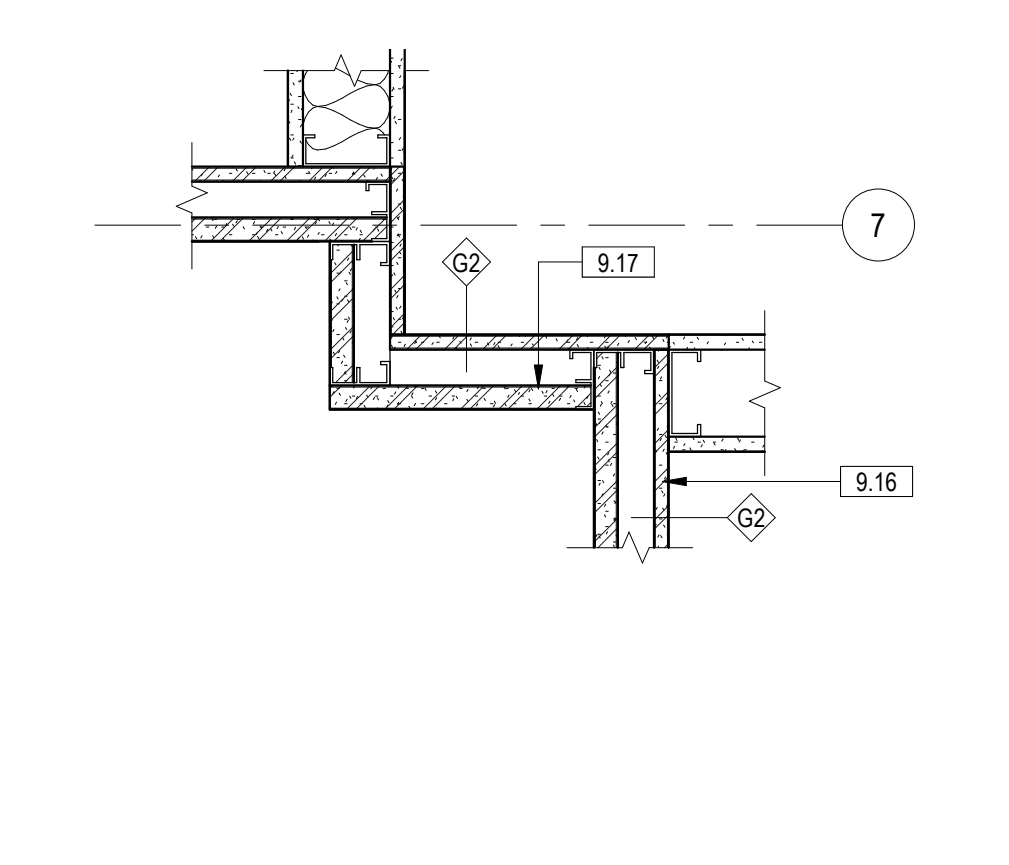
9 PLAN DETAIL - COLUMN WRAP 8
1 1/2" = 1'-0" 2/AE111



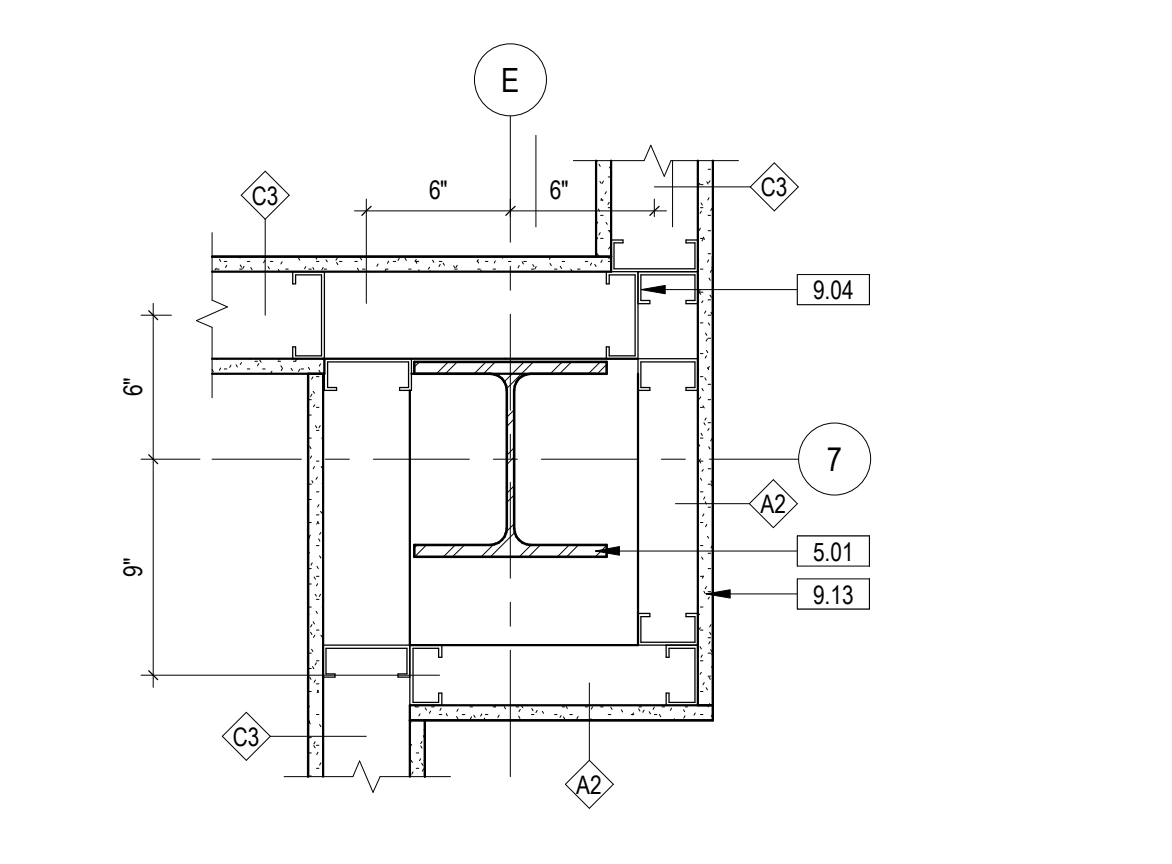
8 PLAN DETAIL - COLUMN WRAP 7
1 1/2" = 1'-0" 2/AE111



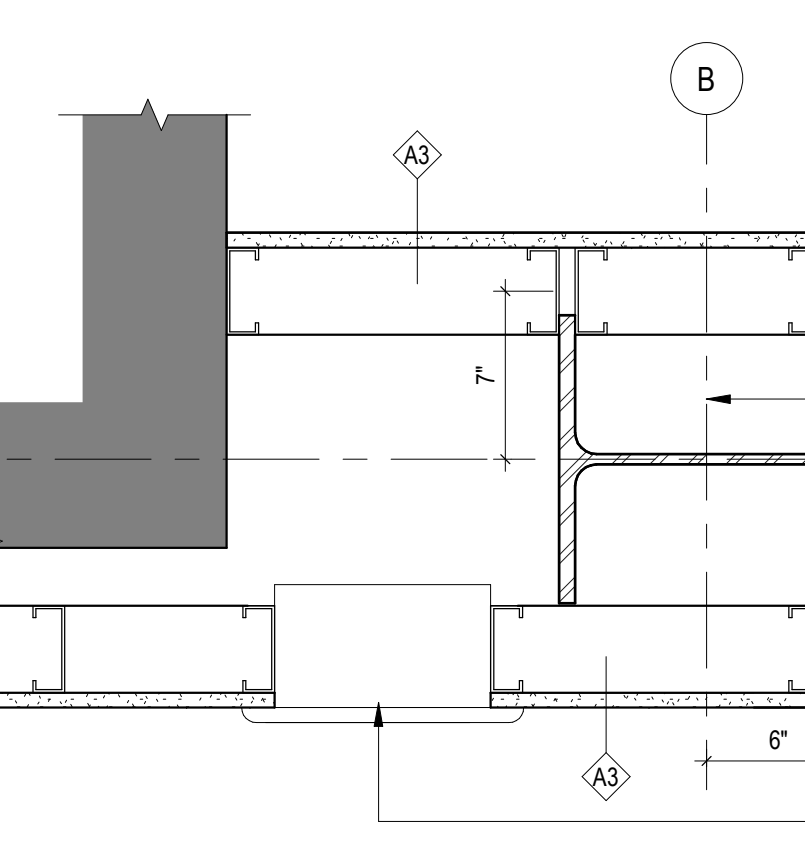
7 PLAN DETAIL - COLUMN WRAP 6
1 1/2" = 1'-0" 2/AE111



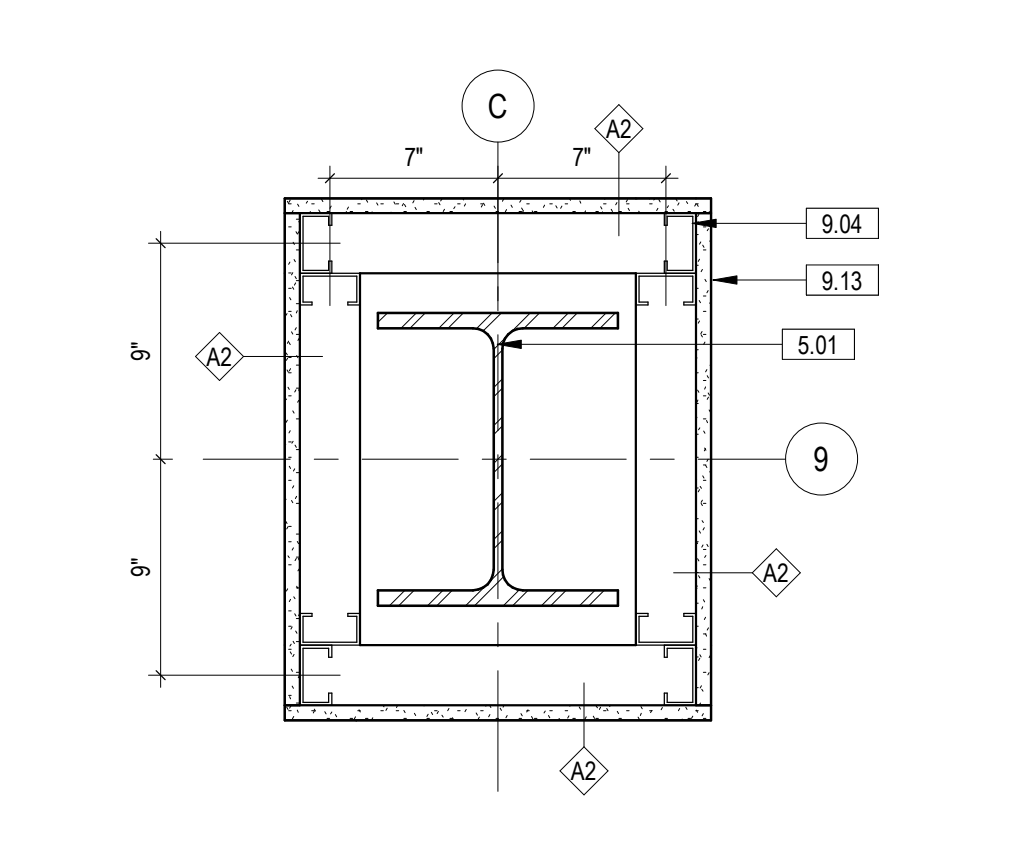
6 PLAN DETAIL - CHASE WALL
1 1/2" = 1'-0" 2/AE111



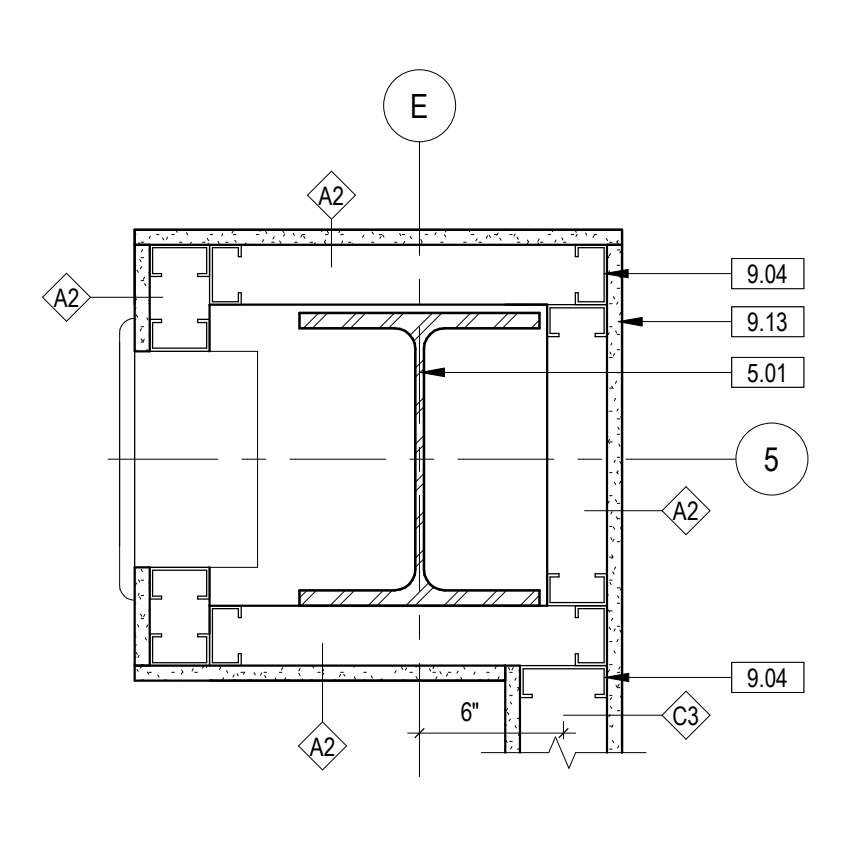
5 PLAN DETAIL - COLUMN WRAP 5
1 1/2" = 1'-0" 1/AE111



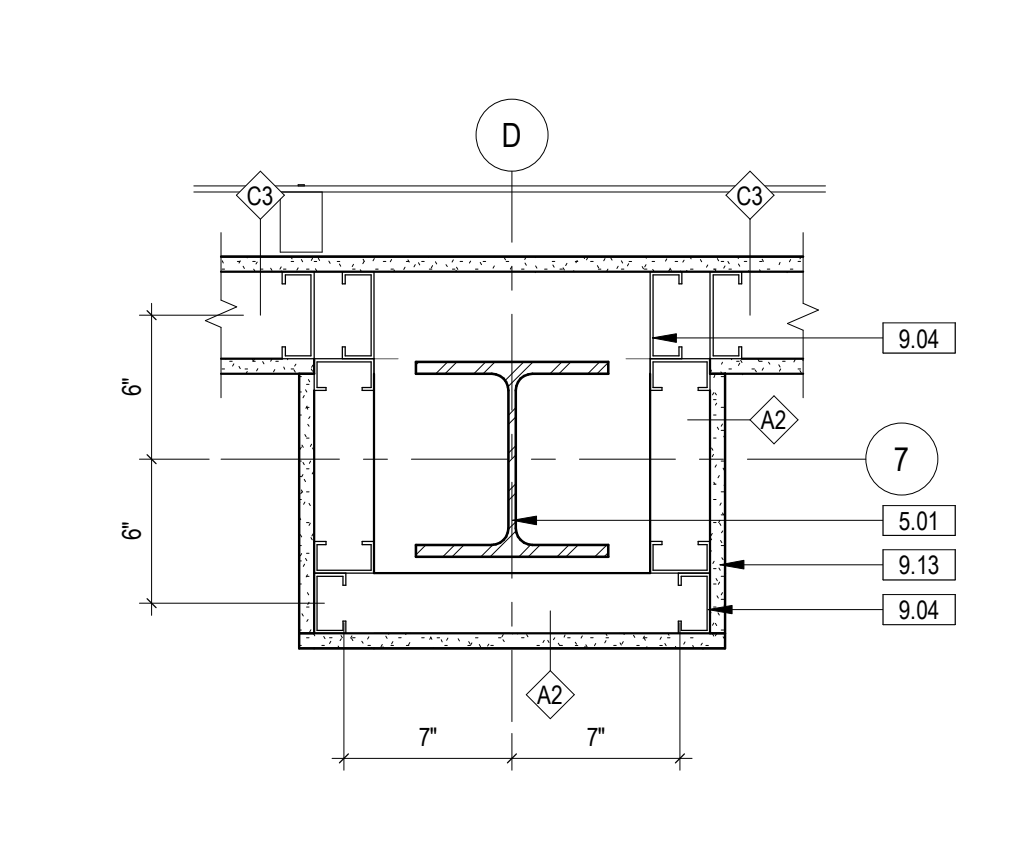
4 PLAN DETAIL - COLUMN WRAP 4
1 1/2" = 1'-0" 1/AE111



3 PLAN DETAIL - COLUMN WRAP 3
1 1/2" = 1'-0" 1/AE111



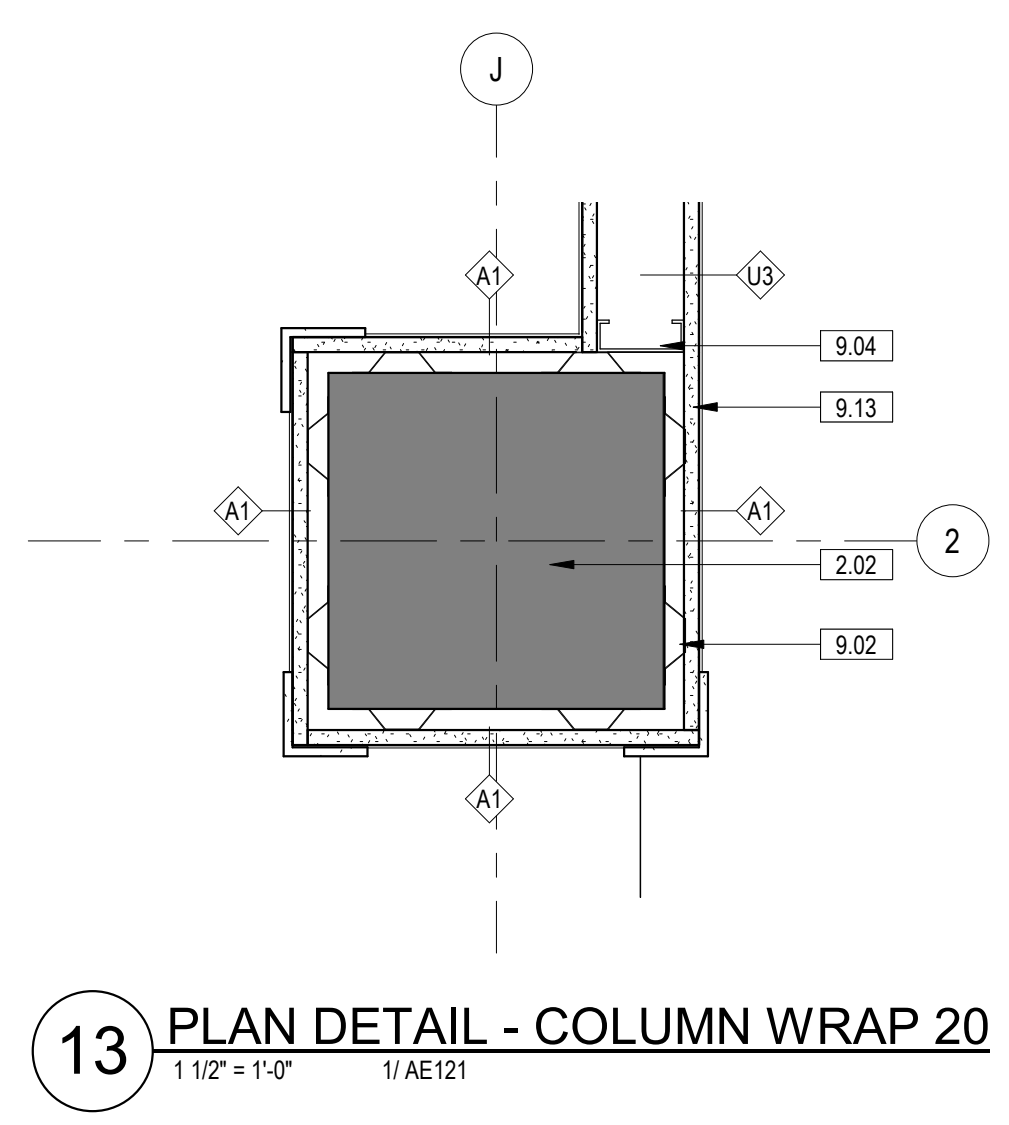
2 PLAN DETAIL - COLUMN WRAP 2
1 1/2" = 1'-0" 1/AE111



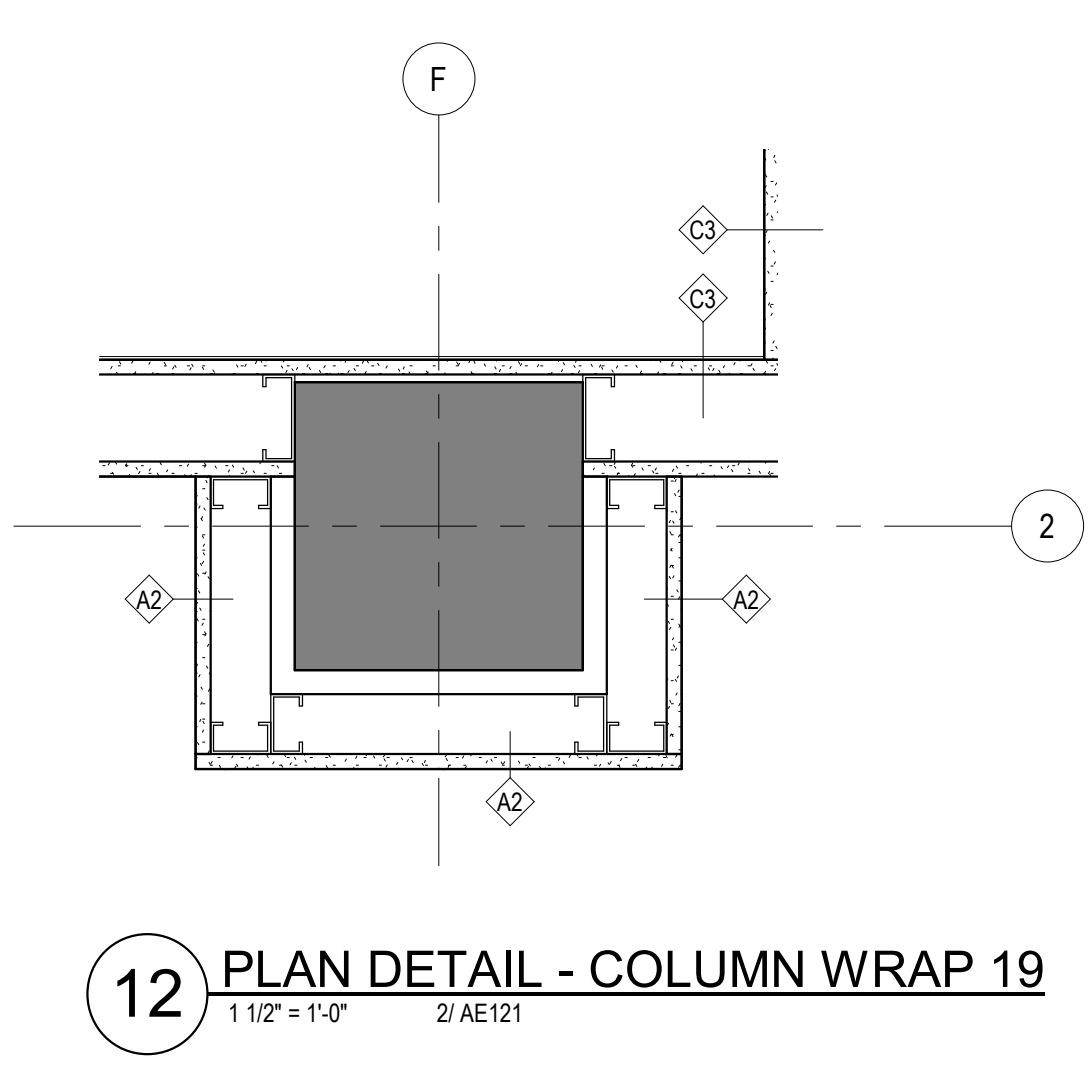
1 PLAN DETAIL - COLUMN WRAP 1
1 1/2" = 1'-0" 1/AE111

| | | | | | | | | | | | | | | | |
|-----|----------------------|------|---|--|--|---|-------------|---------------------------------|---|---|----------------------------------|------------------------------|--------------------------------|---|---|
| NO. | REVISION DESCRIPTION | DATE | CONSULTANTS: | | | ARCHITECT: | SPUR # 2016 | STAMP: | Drawing Title PLAN DETAILS | Project Title CONSTRUCT INFILL OF BUILDING 26 AND RENOVATE SPECIALTY CARE CLINICS | Project Number 589-704 | Building Number 26 | Drawing Number AE511 | VA Health Care System Approval: | |
| | | | STRUCTURAL / CIVIL ENGINEER H2B, INC. 1225 N. LOOP WEST, SUITE 800 HOUSTON, TX 77008 (713) 864-2900 | MECH / ELEC / PLUMB / TECH ENGR SPUR DESIGN 25219 MADISON AVENUE, SUITE 100 KANSAS CITY, MO 64108 (913) 959-7200 | FIRE PROTECTION ENGINEER POOLE FIRE PROTECTION, INC. 19910 WEST 161ST STREET OLATHE, KANSAS 66062 (913) 829-8690 | | | | | | | | | | PHYSICAL SECURITY FORCE PROTECT 10901 FRONT BEACH ROAD, STE 1415 PANAMA CITY, FL 32407 (502) 836-4232 |
| | | | ARCHITECT: | | | SPUR DESIGN, LLC 312 SW 25TH STREET Oklahoma City, OK 73109 (405) 842-6100 | | VA Health Care System Approval: | Location 5500 EAST KELLOGG AVENUE WICHITA, KANSAS 67218 | Date 12/21/2022 | Checked AJS | Drawn BAB | Drawing # 75 OF 190 | FULLY SPRINKLERED 100% BID SET | |
| | | | ARCHITECT: | | | | | | | | | | | Veterans Health Administration | |
| | | | | | | | | | | | | | | | |

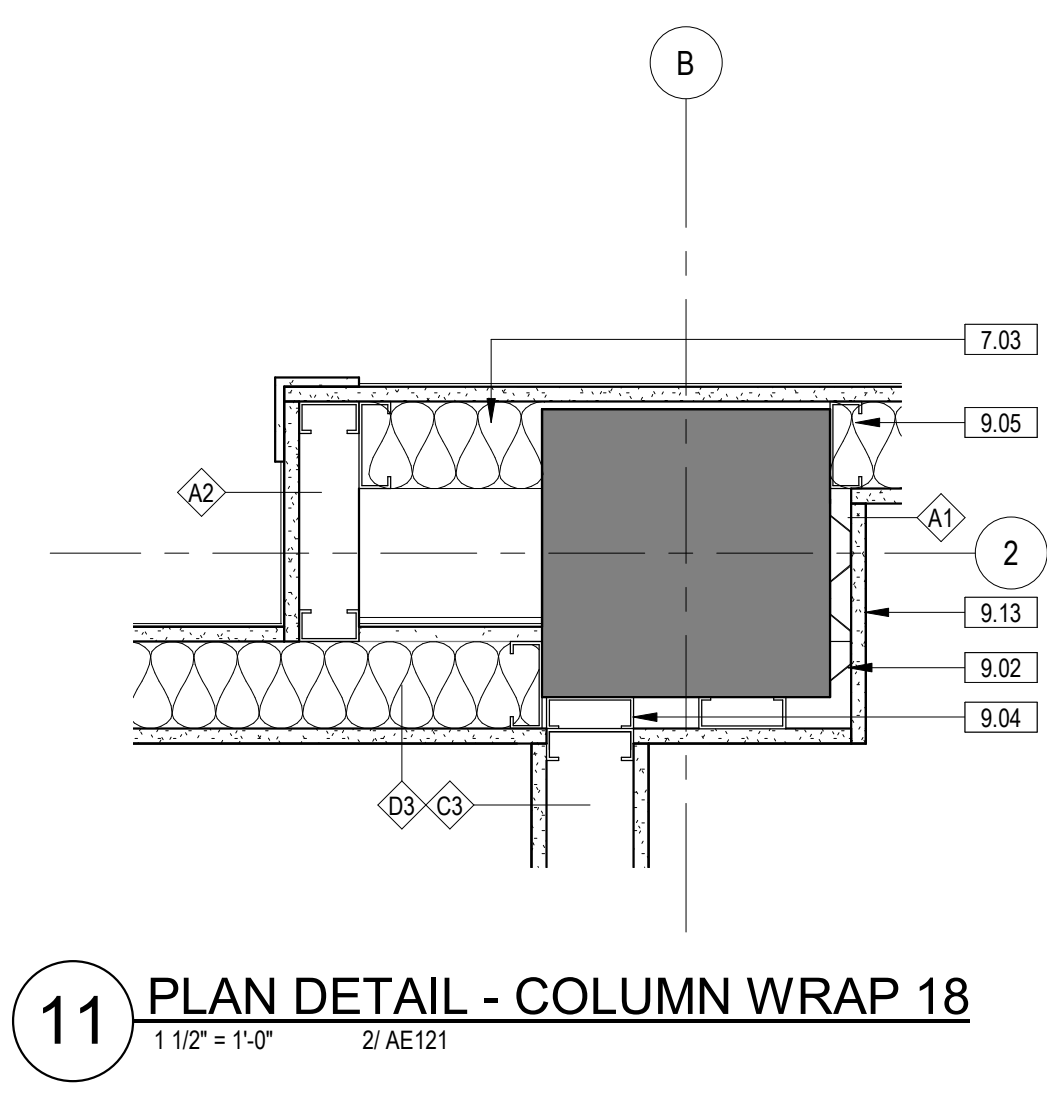
| KEYNOTE LEGEND | |
|----------------|---|
| 2.02 | EXISTING STRUCTURE TO REMAIN IN PLACE |
| 2.03 | EXISTING WALL TO REMAIN |
| 4.17 | MASONRY ANCHORS |
| 4.21 | CONCRETE MASONRY UNIT TO MATCH EXISTING ADJACENT MASONRY |
| 7.03 | FIBERGLASS BATT INSULATION |
| 7.104 | FIRE-RATED EXPANSION JOINT |
| 8.12 | HOLLOW METAL DOOR & FRAME |
| 9.02 | 7/8" HAT CHANNEL |
| 9.04 | 2 1/2" C STUD |
| 9.05 | 3 5/8" C STUD |
| 9.07 | 2 1/2" CH STUD |
| 9.11 | J TRACK - (FASTENED 24" O.C. MAX) |
| 9.13 | 5/8" GYPSUM BOARD |
| 9.33 | CGI, REFERENCE SHEET AF711 FOR FINISH LEGEND AND FINISH SCHEDULES |
| 9.70 | WALL EXPANSION JOINT COVER ASSEMBLY |
| 10.29 | FIRE EXTINGUISHER CABINET |



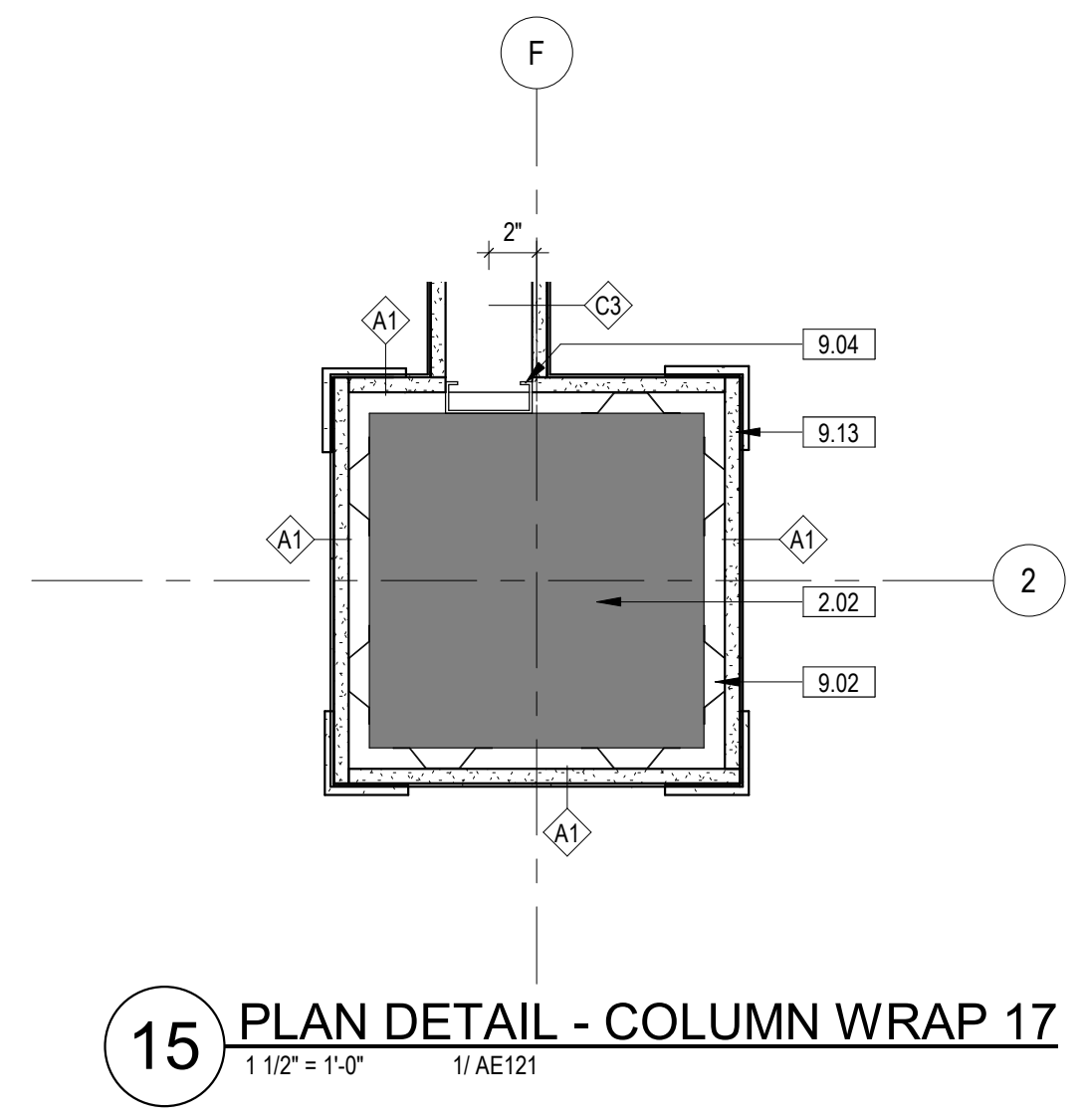
13 PLAN DETAIL - COLUMN WRAP 20
1 1/2" = 1'-0" 1/AE121



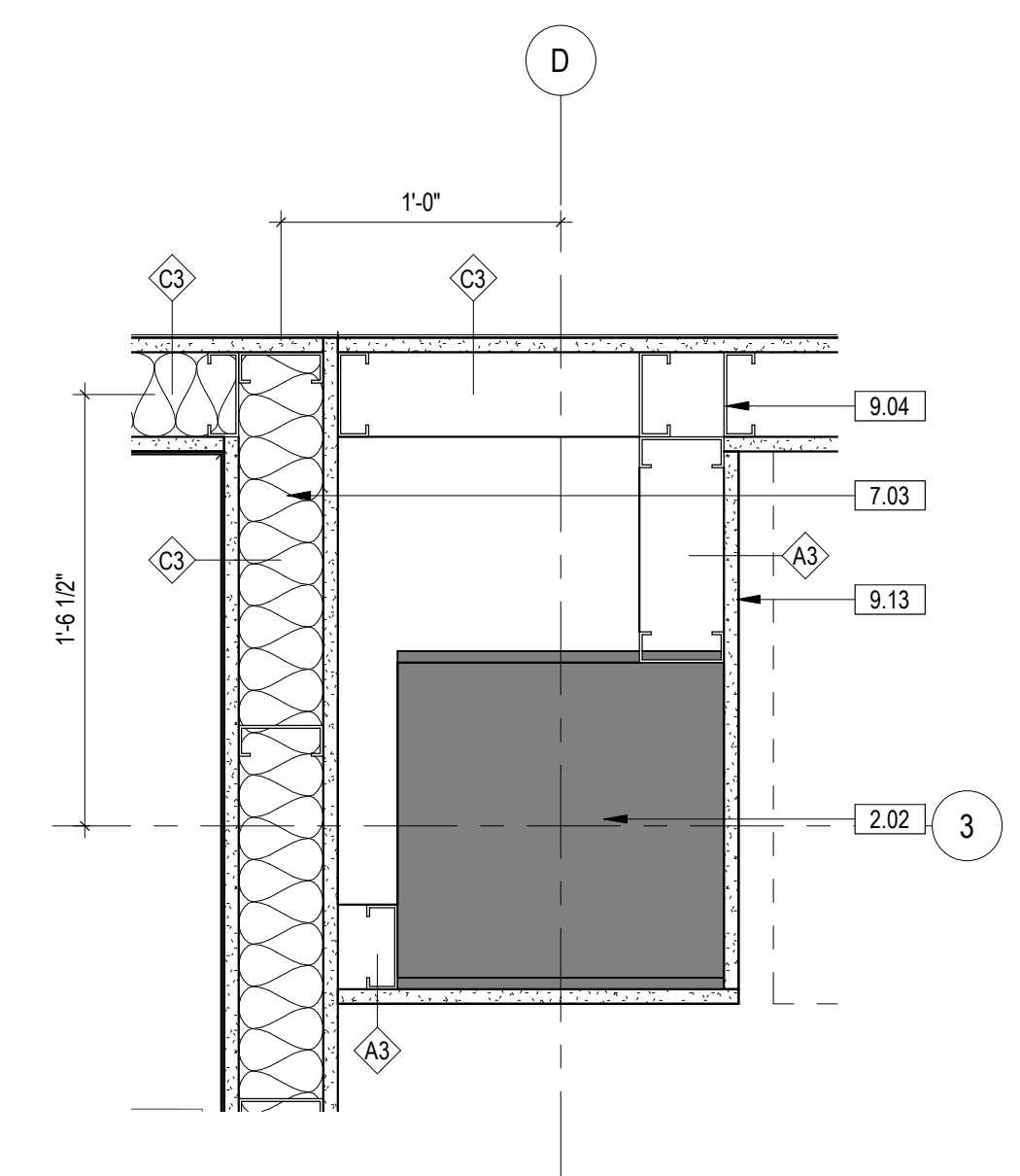
12 PLAN DETAIL - COLUMN WRAP 19
1 1/2" = 1'-0" 2/AE121



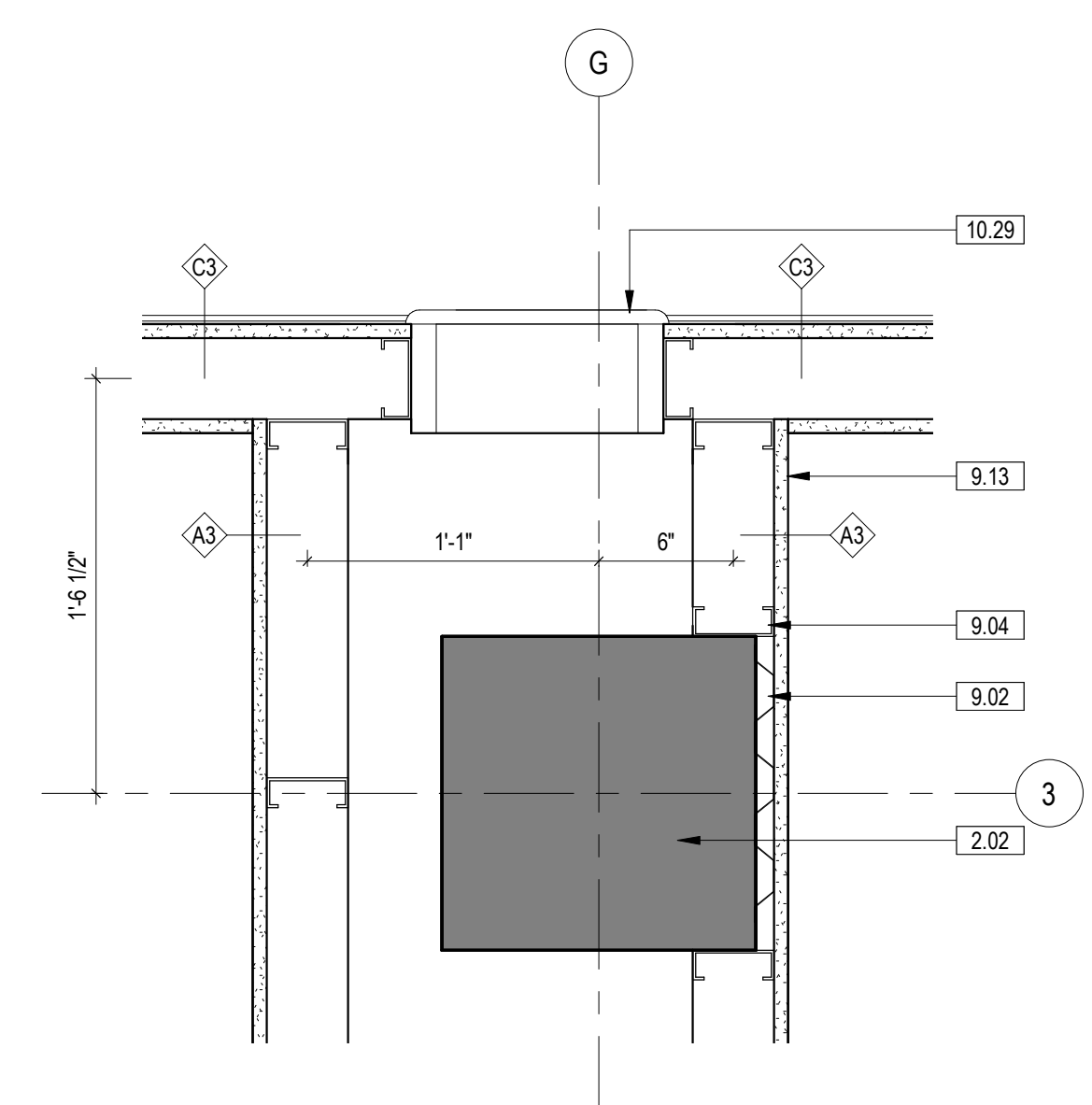
11 PLAN DETAIL - COLUMN WRAP 18
1 1/2" = 1'-0" 2/AE121



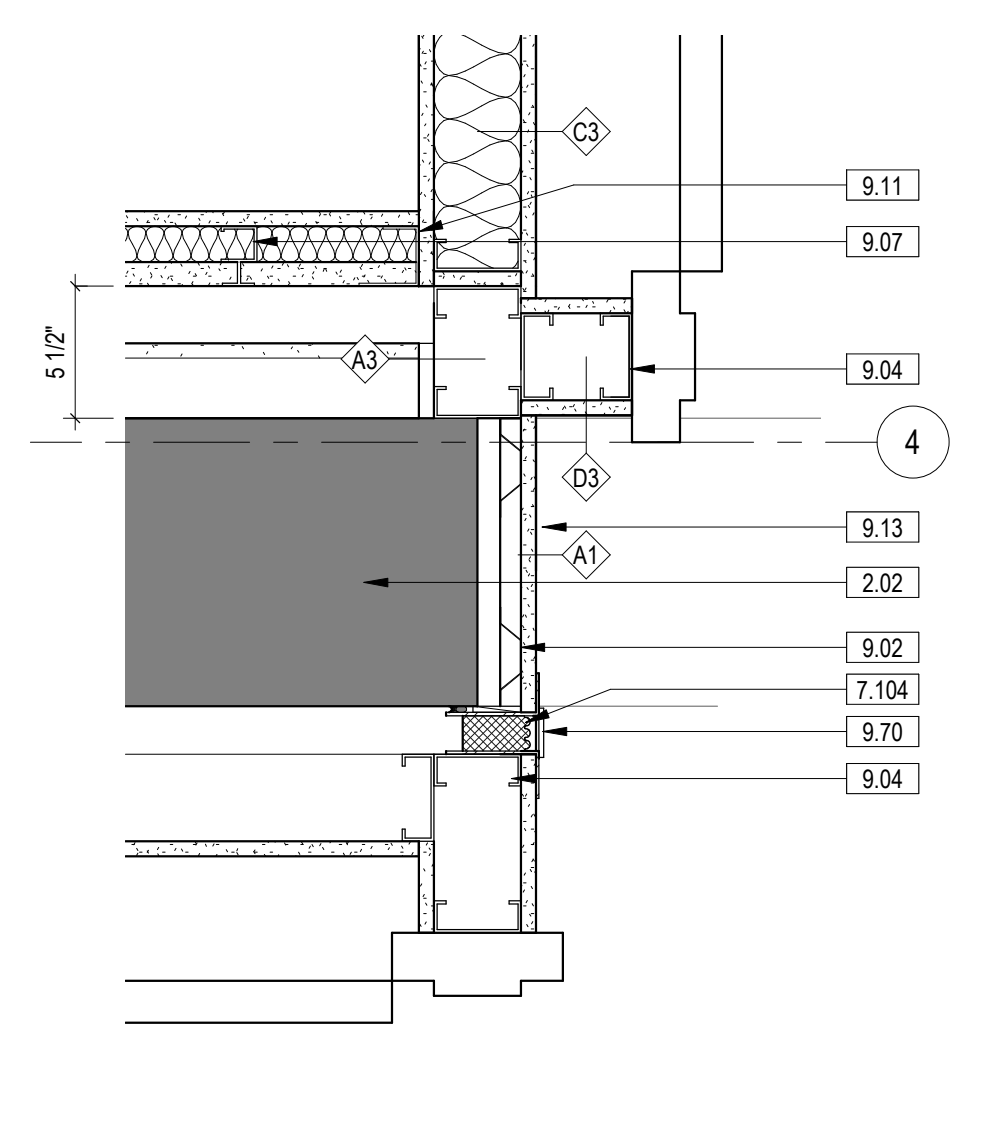
15 PLAN DETAIL - COLUMN WRAP 17
1 1/2" = 1'-0" 1/AE121



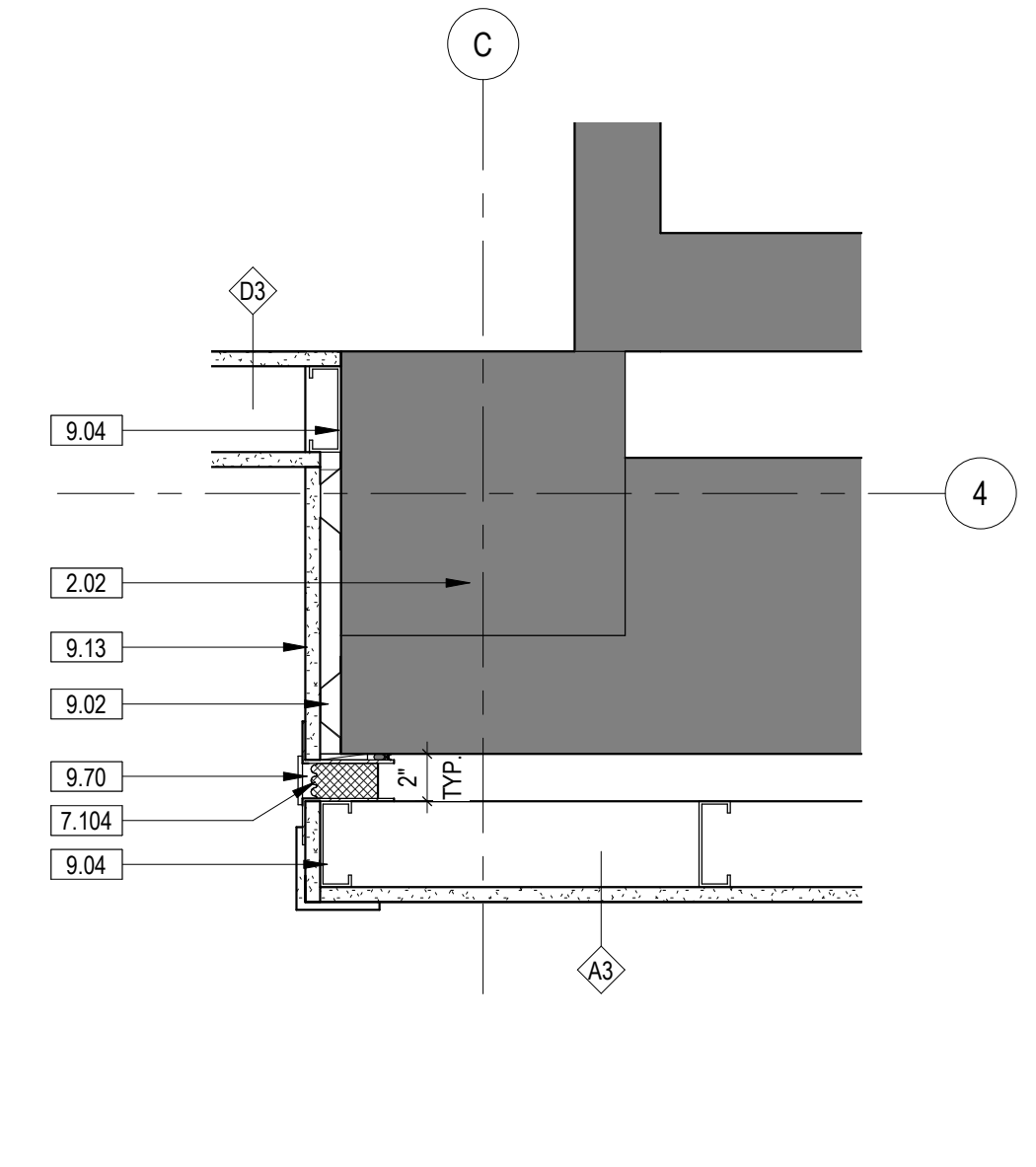
16 PLAN DETAIL - COLUMN WRAP 16
1 1/2" = 1'-0" 1/AE121



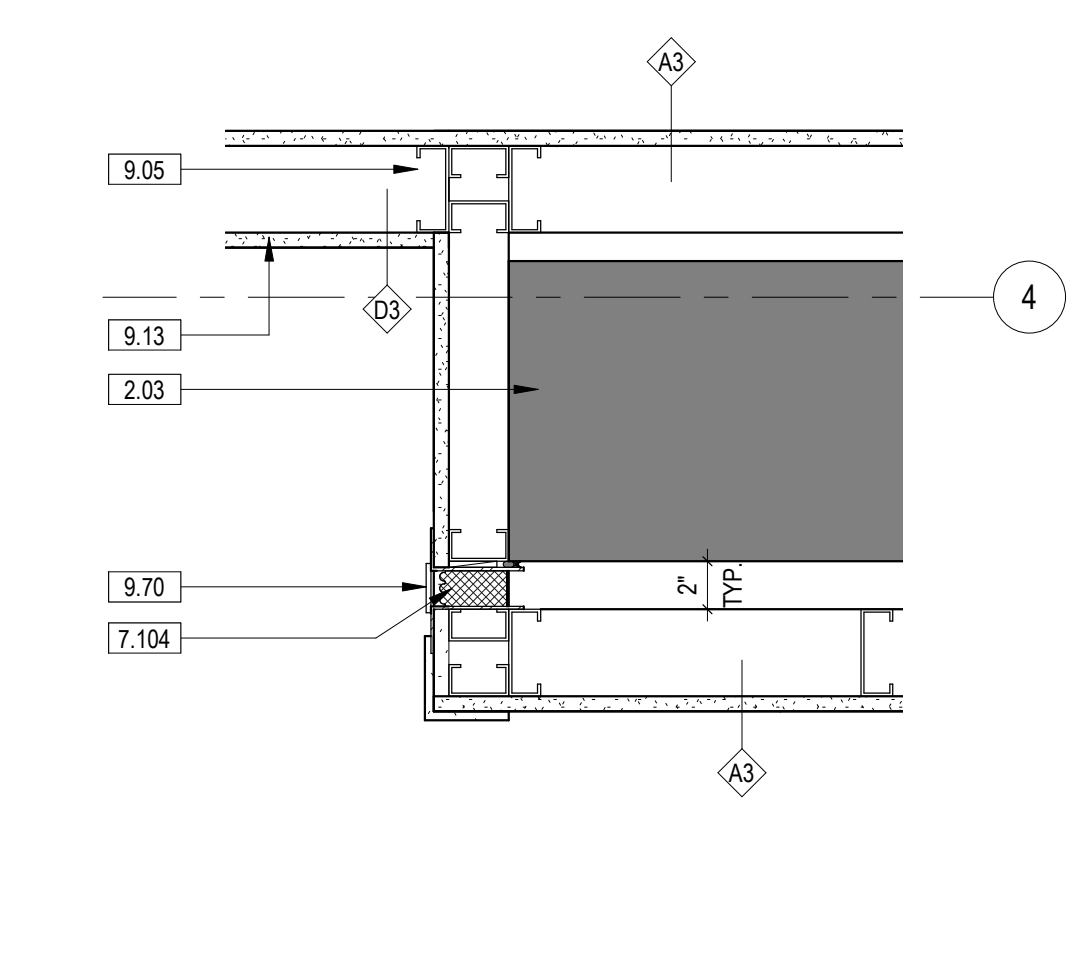
14 PLAN DETAIL - COLUMN WRAP 15
1 1/2" = 1'-0" 1/AE121



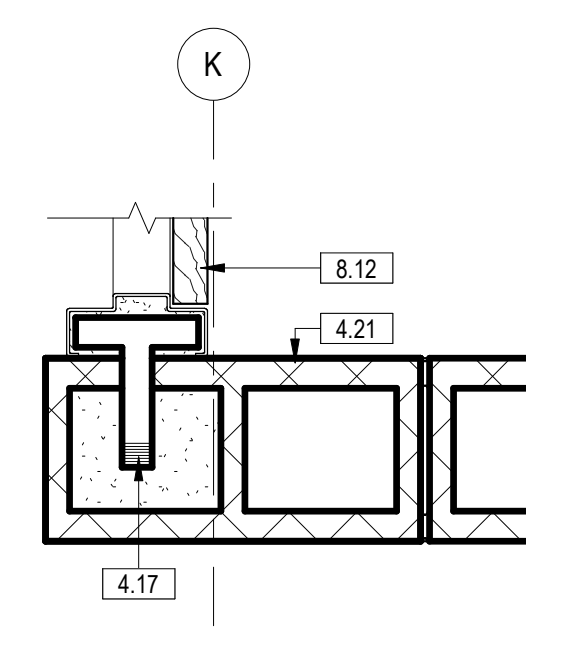
9 PLAN DETAIL
1 1/2" = 1'-0" 2/AE111



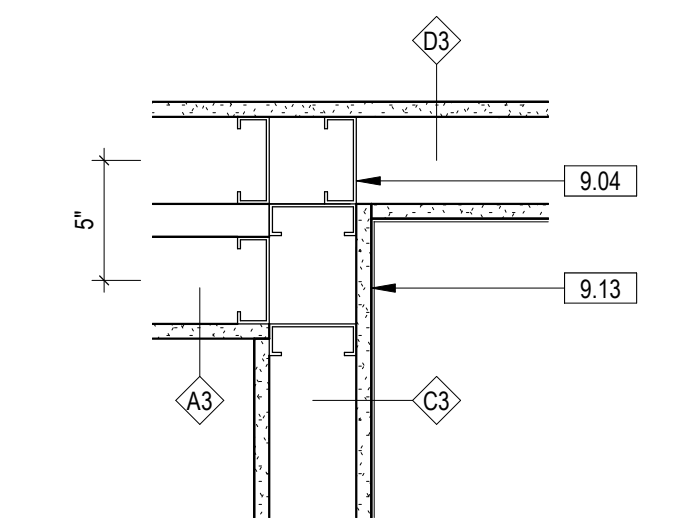
8 PLAN DETAIL - COLUMN WRAP 14
1 1/2" = 1'-0" 2/AE111



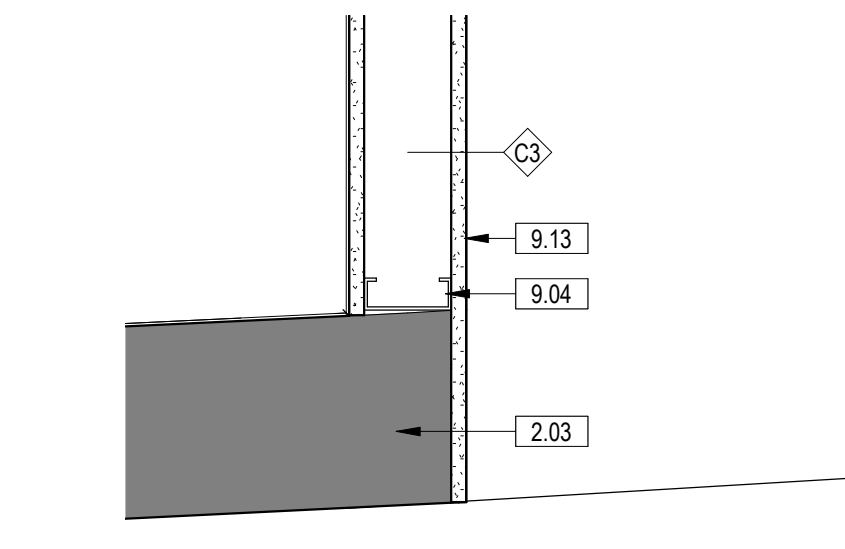
7 PLAN DETAIL
1 1/2" = 1'-0" 2/AE111



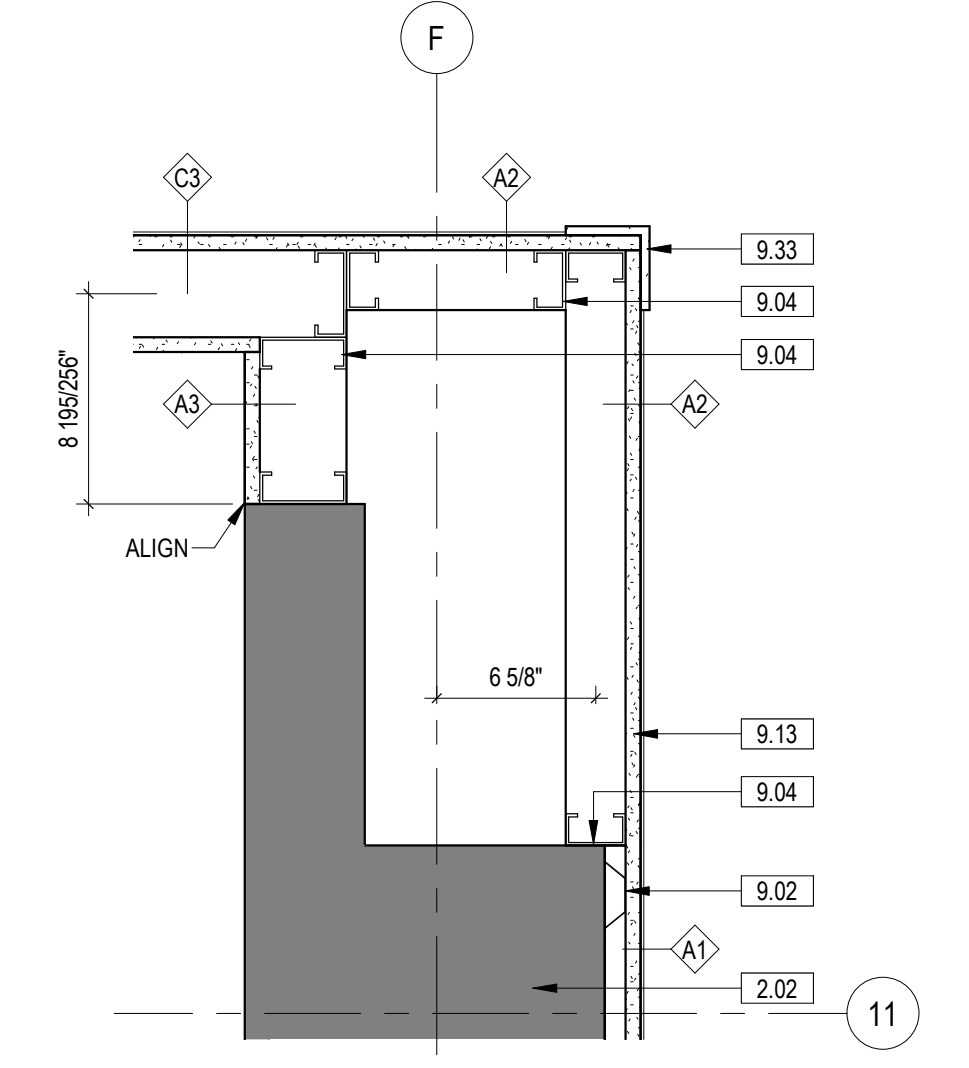
6 PLAN DETAIL
1 1/2" = 1'-0" 3/AE121



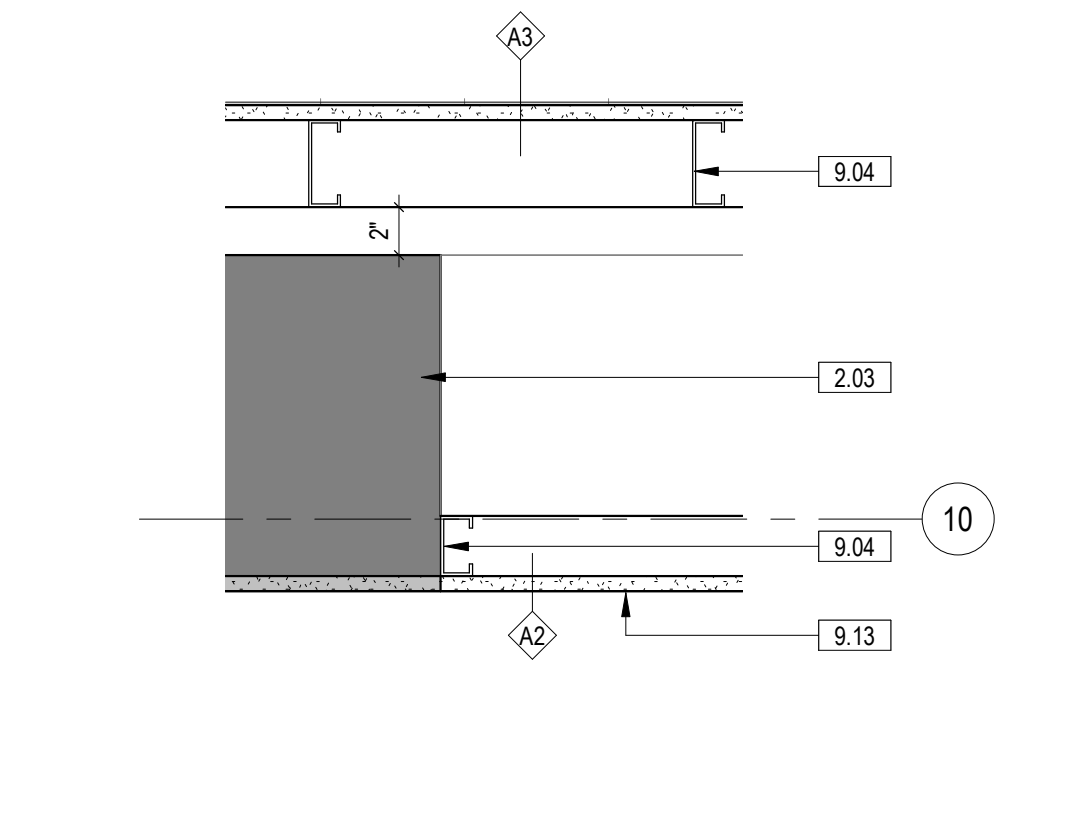
10 PLAN DETAIL
1 1/2" = 1'-0" 2/AE121



3 PLAN DETAIL
1 1/2" = 1'-0" 1/AE111



2 PLAN DETAIL
1 1/2" = 1'-0" 1/AE111



1 PLAN DETAIL - FURRING DETAIL
1 1/2" = 1'-0" 1/AE111

| NO. | REVISION DESCRIPTION | DATE |
|-----|----------------------|------|
| | | |
| | | |
| | | |
| | | |
| | | |
| | | |
| | | |
| | | |
| | | |
| | | |

| CONSULTANTS: | | |
|--|---|---|
| STRUCTURAL / CIVIL ENGINEER H2B, INC. 1225 N. LOOP WEST, SUITE 800 HOUSTON, TX 77008 (713) 864-2900 | MECH / ELEC / PLUMB / TECH ENGR SPUR DESIGN 25219 MADISON AVENUE, SUITE 100 KANSAS CITY, MO 64108 (913) 959-7200 | FIRE PROTECTION ENGINEER POOLE FIRE PROTECTION, INC. 19910 WEST 161ST STREET OLATHE, KANSAS 66062 (913) 829-8690 |
| INDUSTRIAL HYGIENIST RIVERFRONT HEALTH & SAFETY 1150 OLIVE STREET, ST. LOUIS, MO 63101 (314) 436-9492 | HEALTHCARE PLANNER INNOVA GROUP 3190 N. SIWAN ROAD TUCSON, AZ 85712 (520) 886-8650 | PHYSICAL SECURITY FORCE PROTECT 10901 FRONT BEACH ROAD, STE 1415 PANAMA CITY, FL 32407 (502) 836-4232 |

ARCHITECT: SPUR # 2016

SPUR DESIGN

SPUR DESIGN, LLC
 312 SW 25TH STREET
 Oklahoma City, OK 73109
 (405) 842-6100

KS ARCH REG. NO. A-930, EXP. 12/31/2023
 KS ENGR REG. NO. E-2586, EXP. 12/31/2023

STAMP: [Professional Engineer Seal]


Drawing Title: **PLAN DETAILS**

VA Health Care System Approval: [Signature]

| | | |
|---|----------------|--------------|
| Project Title CONSTRUCT INFILL OF BUILDING 26 AND RENOVATE SPECIALTY CARE CLINICS | | |
| Location 5500 EAST KELLOGG AVENUE WICHITA, KANSAS 67218 | | |
| Date 12/21/2022 | Checked AJS | Drawn BAB |

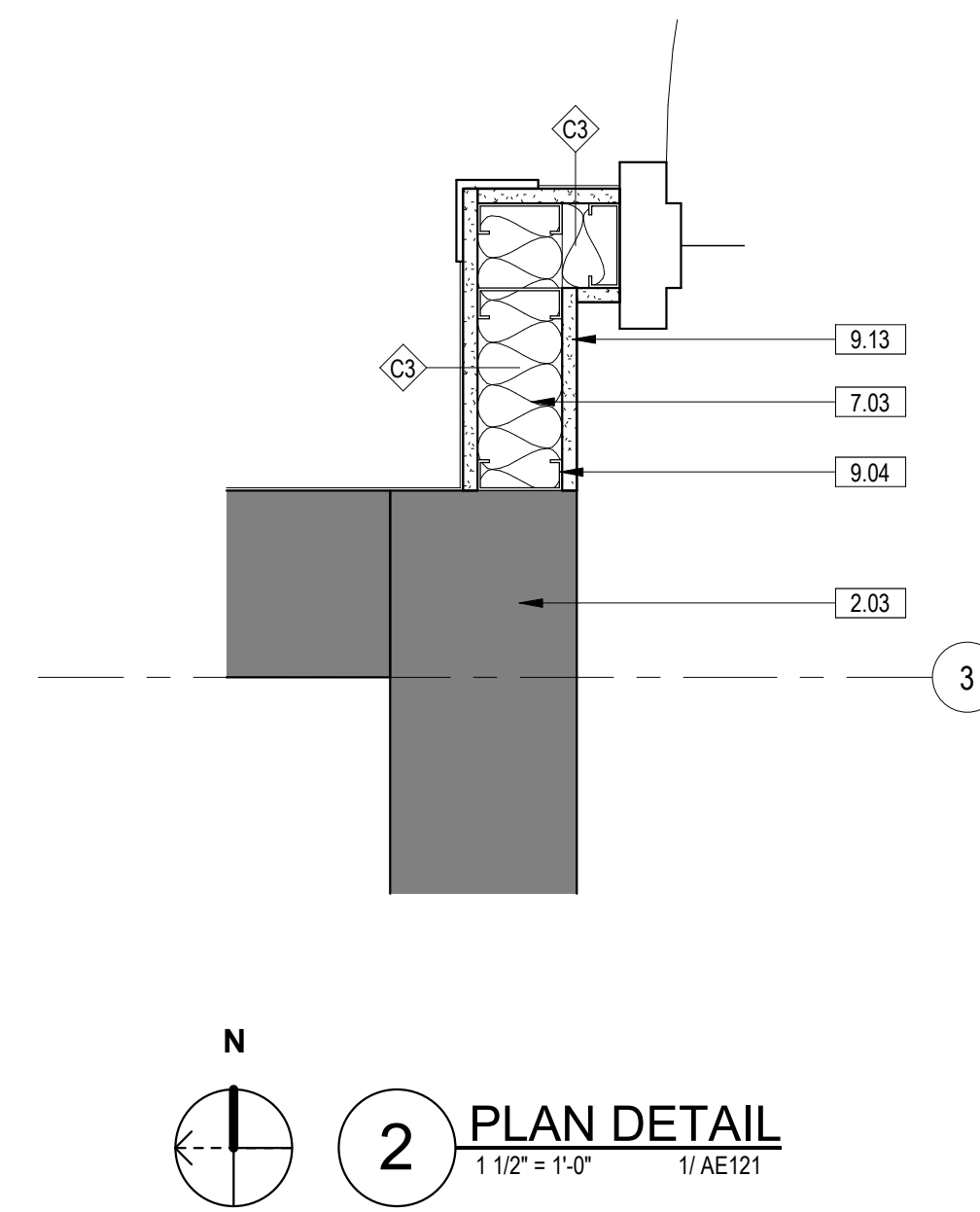
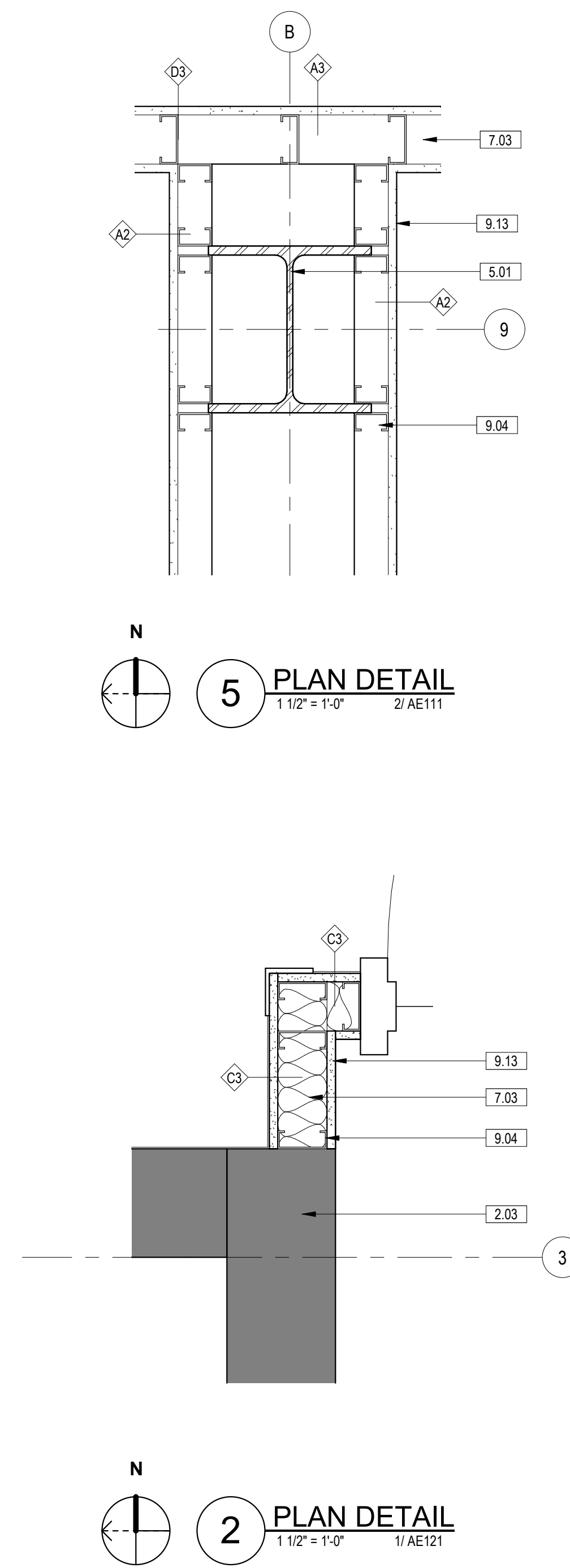
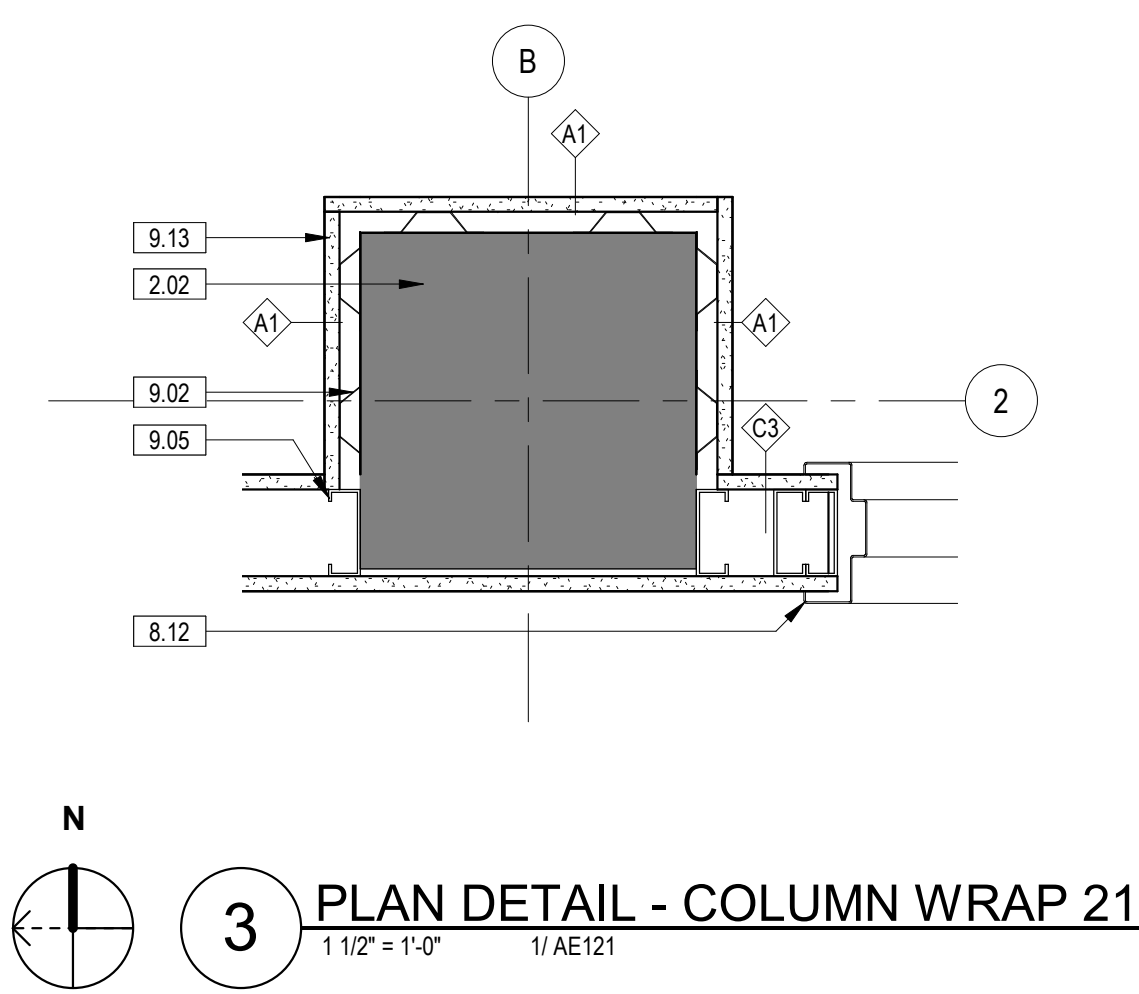
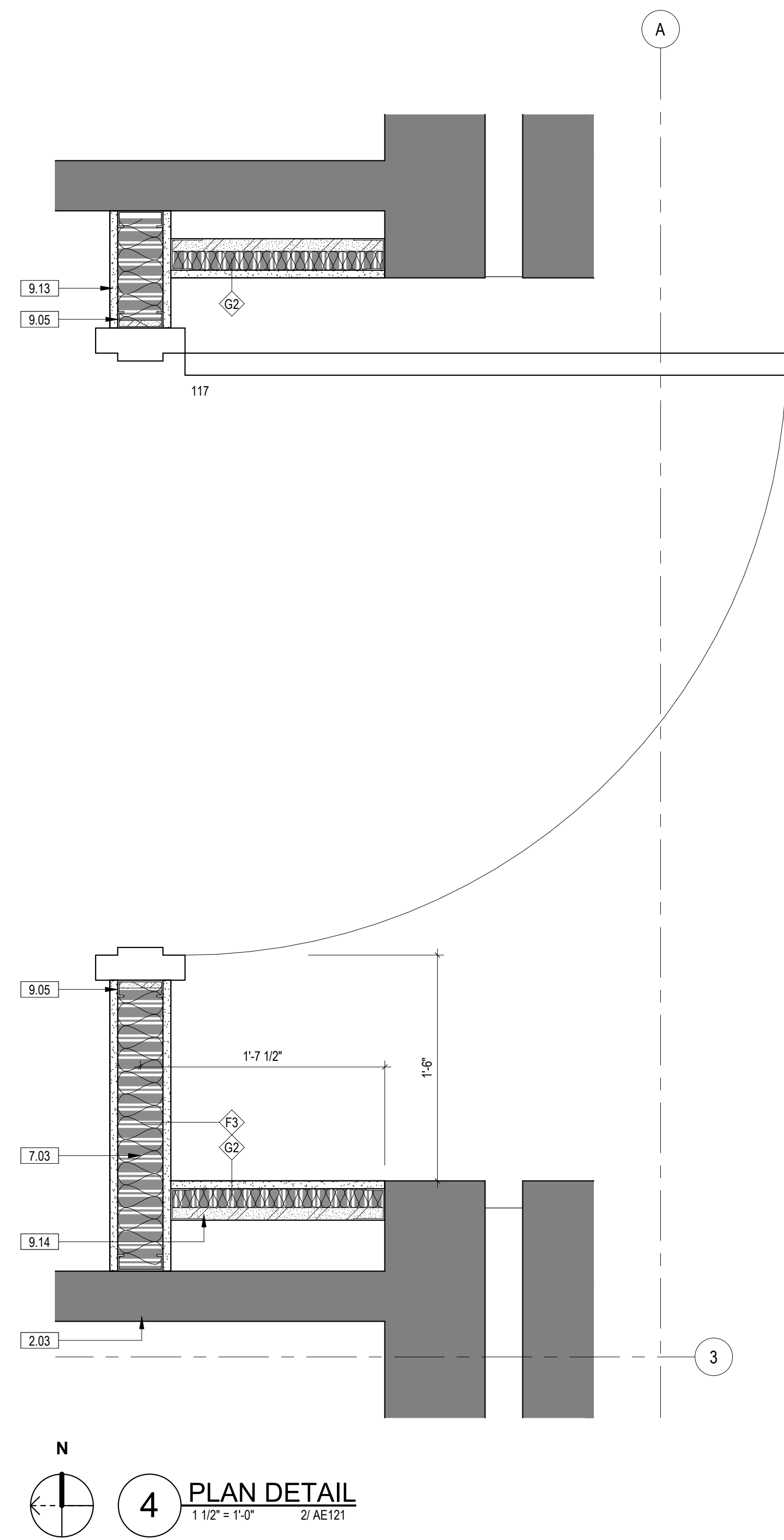
| | |
|---------------------------|--------------------------------|
| Project Number 589-704 | Drawing Number AE512 |
| Building Number 26 | Drawing # 76 OF 190 |

FULLY SPRINKLERED
100% BID SET



three inches = one foot
one and one half inches = one foot
one inch = one foot
three quarters inch = one foot
one half inch = one foot
three eighths inch = one foot
one quarter inch = one foot
one eighth inch = one foot

| KEYNOTE LEGEND | |
|----------------|---------------------------------------|
| 2.02 | EXISTING STRUCTURE TO REMAIN IN PLACE |
| 2.03 | EXISTING WALL TO REMAIN |
| 5.01 | STRUCTURAL STEEL, SEE STRUCT. DWGS |
| 7.03 | FIBERGLASS BATT INSULATION |
| 8.12 | HOLLOW METAL DOOR & FRAME |
| 9.02 | 7/8" HAT CHANNEL |
| 9.04 | 2 1/2" C STUD |
| 9.05 | 3/8" C STUD |
| 9.13 | 5/8" GYPSUM BOARD |
| 9.14 | 1" GYPSUM SHAFT LINER |



**FULLY SPRINKLERED
100% BID SET**

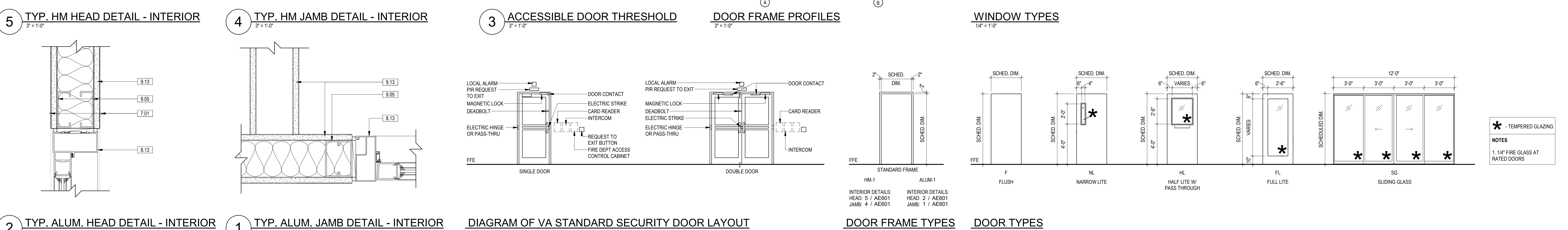
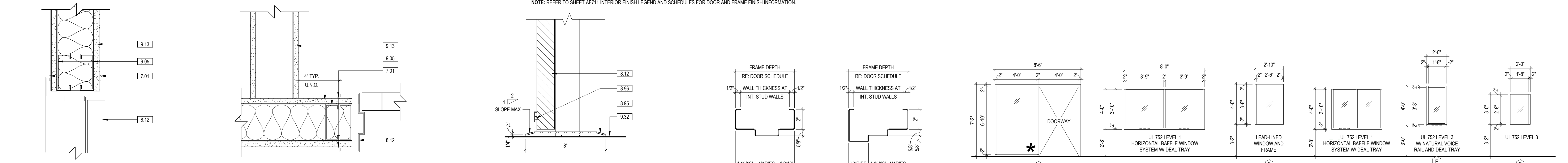
| NO. | REVISION DESCRIPTION | DATE | CONSULTANTS: | | | ARCHITECT: | SPUR # 2016 | STAMP: | Drawing Title | Project Title | Project Number | Veterans Health Administration | | | | |
|-----|----------------------|------|--|--|---|--------------------|--|--------|---------------------|--|---|--------------------------------|---------------------------------|--|--------------------------------|---------------------|
| | | | STRUCTURAL / CIVIL ENGINEER H2B, INC. 1225 N. LOOP WEST, SUITE 800 HOUSTON, TX 77008 (713) 864-2900 INDUSTRIAL HYGIENIST RIVERFRONT HEALTH & SAFETY 1150 OLIVE STREET, ST. LOUIS, MO 63101 (314) 436-9492 | MECH / ELEC / PLUMB / TECH ENGR SPUR DESIGN 25219 MADISON AVENUE, SUITE 100 KANSAS CITY, MO 64108 (913) 369-7200 HEALTHCARE PLANNER INNOVA GROUP 3190 N. SIWAN ROAD TUCSON, AZ 85712 (520) 886-8650 | FIRE PROTECTION ENGINEER POOLE FIRE PROTECTION, INC. 19910 WEST 161ST STREET OLATHE, KANSAS 66062 (913) 829-8690 PHYSICAL SECURITY FORCE PROTECT 10901 FRONT BEACH ROAD, STE 1415 PANAMA CITY, FL 32407 (502) 836-4232 | SPUR DESIGN | SPUR DESIGN, LLC 312 SW 25TH STREET Oklahoma City, OK 73109 (405) 842-6100 <small>KS ARCH REG. NO. A-930, EXP. 12/31/2023 KS ENGR REG. NO. E-2586, EXP. 12/31/2023</small> | | PLAN DETAILS | CONSTRUCT INFILL OF BUILDING 26 AND RENOVATE SPECIALTY CARE CLINICS | 589-704 Building Number 26 Drawing Number AE513 | | VA Health Care System Approval: | Location 5500 EAST KELLOGG AVENUE WICHITA, KANSAS 67218 Date 12/21/2022 | Checked AJS Drawn BAB | Drawing # 77 OF 190 |

PHASE THREE DOOR SCHEDULE table with columns: MARK, TYPE, MATERIAL, WIDTH, HEIGHT, FIRE RATING, TYPE, FINISH, HARDWARE, COMMENTS

PHASE FOUR DOOR SCHEDULE table with columns: MARK, TYPE, MATERIAL, WIDTH, HEIGHT, FIRE RATING, TYPE, FINISH, HARDWARE, COMMENTS

PHASE TWO DOOR SCHEDULE table with columns: MARK, TYPE, MATERIAL, WIDTH, HEIGHT, FIRE RATING, TYPE, FINISH, HARDWARE, COMMENTS

PHASE ONE DOOR SCHEDULE table with columns: MARK, TYPE, MATERIAL, WIDTH, HEIGHT, FIRE RATING, TYPE, FINISH, HARDWARE, COMMENTS

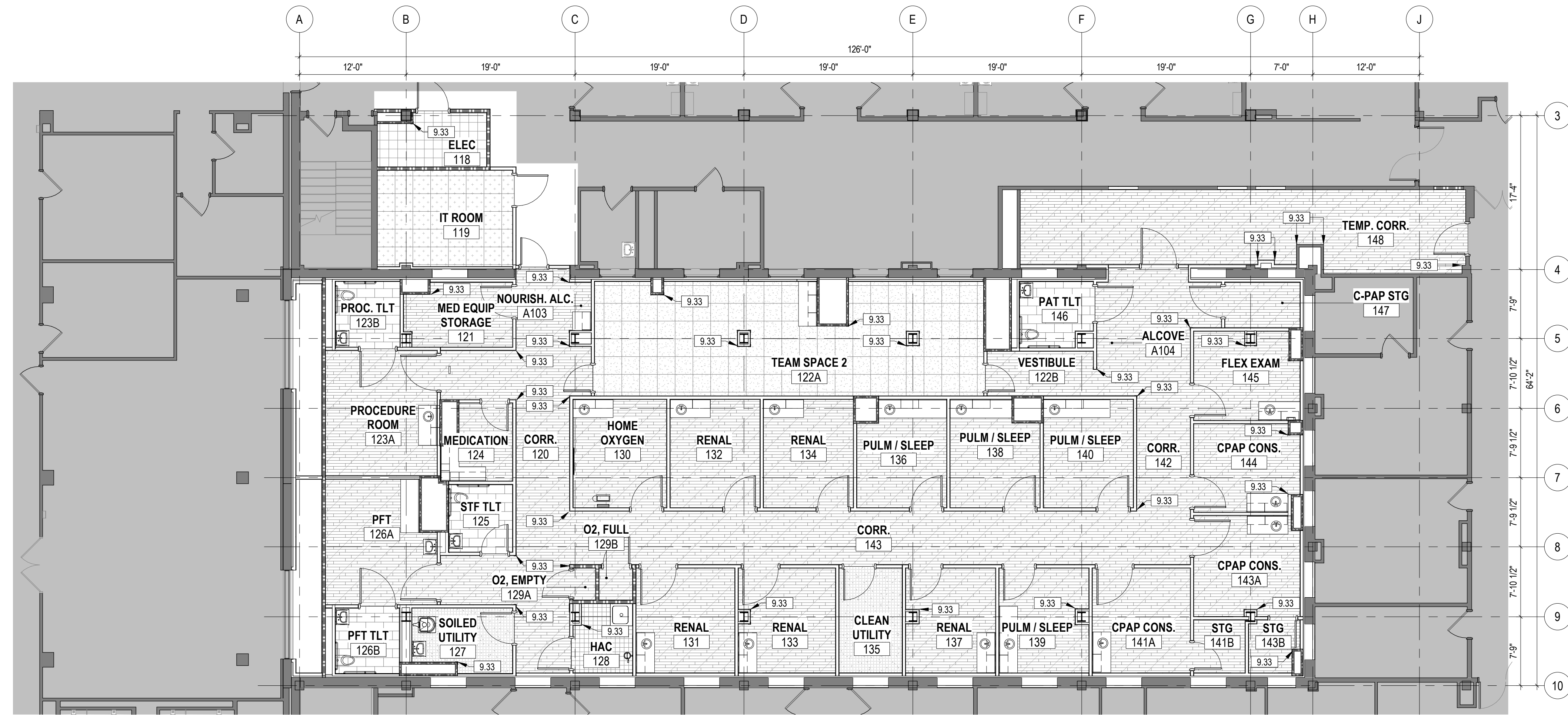


Project information including NO., REVISION DESCRIPTION, DATE, CONSULTANTS (STRUCTURAL, MECH/ELEC/PLUMB, FIRE PROTECTION), ARCHITECT (SPUR DESIGN), SPUR #, STAMP, Drawing Title (WINDOW ELEVATIONS, DOOR SCHEDULES & DETAILS), Project Title (CONSTRUCT INFILL OF BUILDING 26 AND RENOVATE SPECIALTY CARE CLINICS), Project Number (589-704), Building Number (26), Drawing Number (AE601), Date (12/21/2022), and Drawing of 78 OF 190. Also includes a note 'FULLY SPRINKLERED 100% BID SET'.

Vertical scale markers on the left side of the page: three inches = one foot, one and one half inches = one foot, one inch = one foot, one quarter inch = one foot, one eighth inch = one foot.

12/20/2022 9:53:22 AM

- GENERAL FINISH NOTES**
1. ALL GYP CEILINGS TO BE PAINTED P1, U.N.O. REFERENCE ROOM FINISH SCHEDULE FOR EXCEPTIONS.
 2. ALL RUBBER BASE TO BE R81 U.N.O. REFERENCE FINISH SCHEDULE FOR EXCEPTIONS.
 3. ALL OUTSIDE CORNERS OF PAINTED GYP WALLS TO RECEIVE CORNER GUARDS. REFERENCE FINISH SCHEDULE AND FINISH LEGEND REMARKS FOR TYPES AND LOCATIONS.
 4. ASBESTOS OR ASBESTOS CONTAINING PRODUCTS ARE NOT ALLOWED IN ANY ASPECT OF THIS CONSTRUCTION.
 5. COORDINATE ALL DISCIPLINES AND ALL ASPECTS OF WORK. CONFLICTS AND DISCREPANCIES SHALL BE BROUGHT TO THE ATTENTION OF THE ARCHITECT IMMEDIATELY.
 6. REFERENCE SHEET AF712 FOR INTERIOR DETAILS INCLUDING FINISH FLOOR TRANSITION DETAILS.
 7. ALL CONCRETE SURFACES WHICH RECEIVE A SPECIAL FINISH, FLOOR COVERING, COATINGS, HARDENERS, ETC. SHALL BE CONSTRUCTED IN ACCORDANCE WITH THE SPECIFIC FINISH MANUFACTURER'S SPECIFICATIONS AND INSTRUCTIONS. PRIOR TO APPLICATION OF A SPECIAL FINISH, A WRITTEN ACCEPTANCE OF THE SURFACE SHALL BE SUBMITTED TO THE ARCHITECT BY THE GENERAL CONTRACTOR.
 8. REMOVE ALL FLOOR FINISHES AND ADHESIVES AND STRIP FLOOR DOWN TO EXISTING CONCRETE. PREP FLOOR FOR INSTALLATION OF NEW FLOOR FINISHES AS SHOWN IN FINISH FLOOR PLANS.
- KEYNOTE LEGEND**
- 9.33 CG1 REFERENCE SHEET AF711 FOR FINISH LEGEND AND FINISH SCHEDULES
 - 9.34 CG2 REFERENCE SHEET AF711 FOR FINISH LEGEND AND FINISH SCHEDULES
 - 9.60 CG3 REFERENCE SHEET AF711 FOR FINISH LEGEND AND FINISH SCHEDULES
 - 9.61 FLOORS, WALLS, AND CEILING PER MANUFACTURER



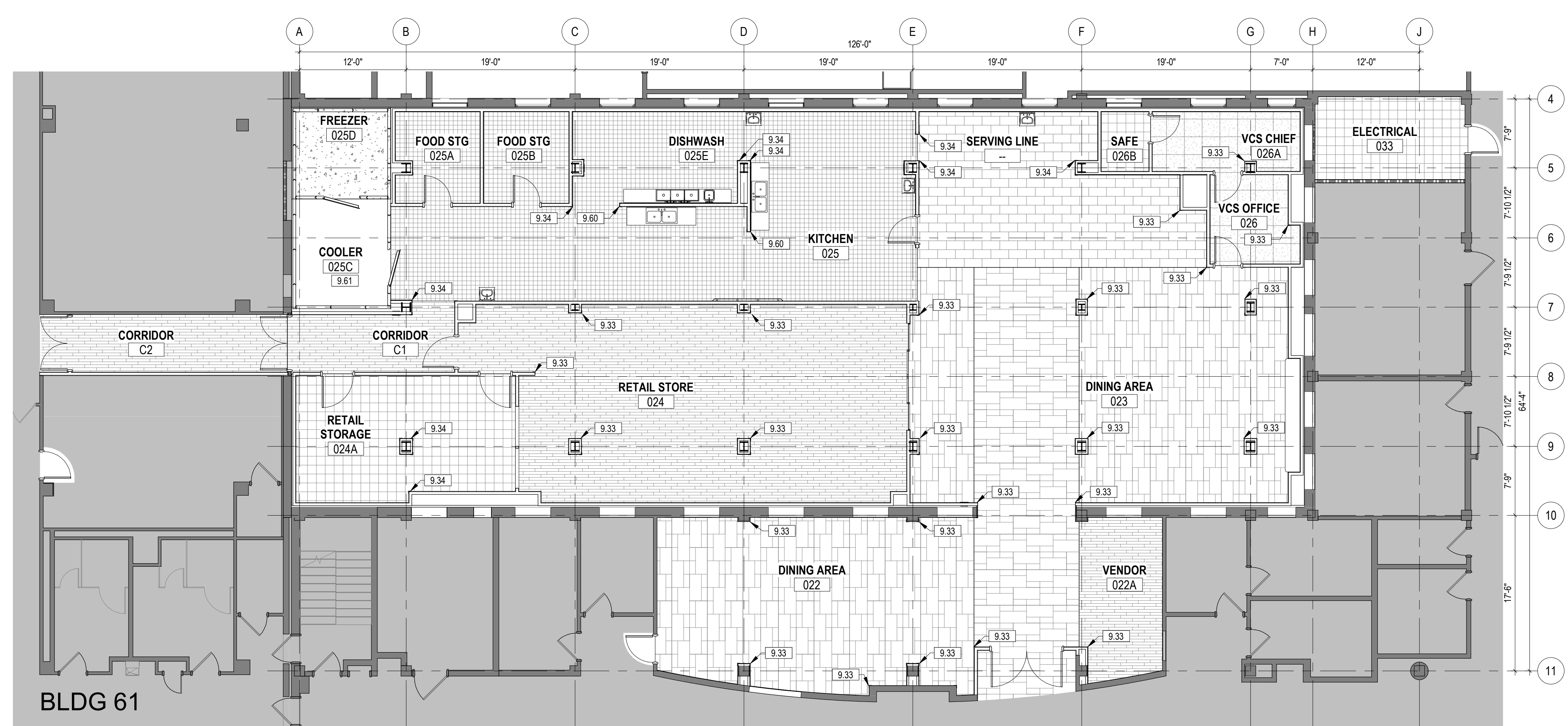
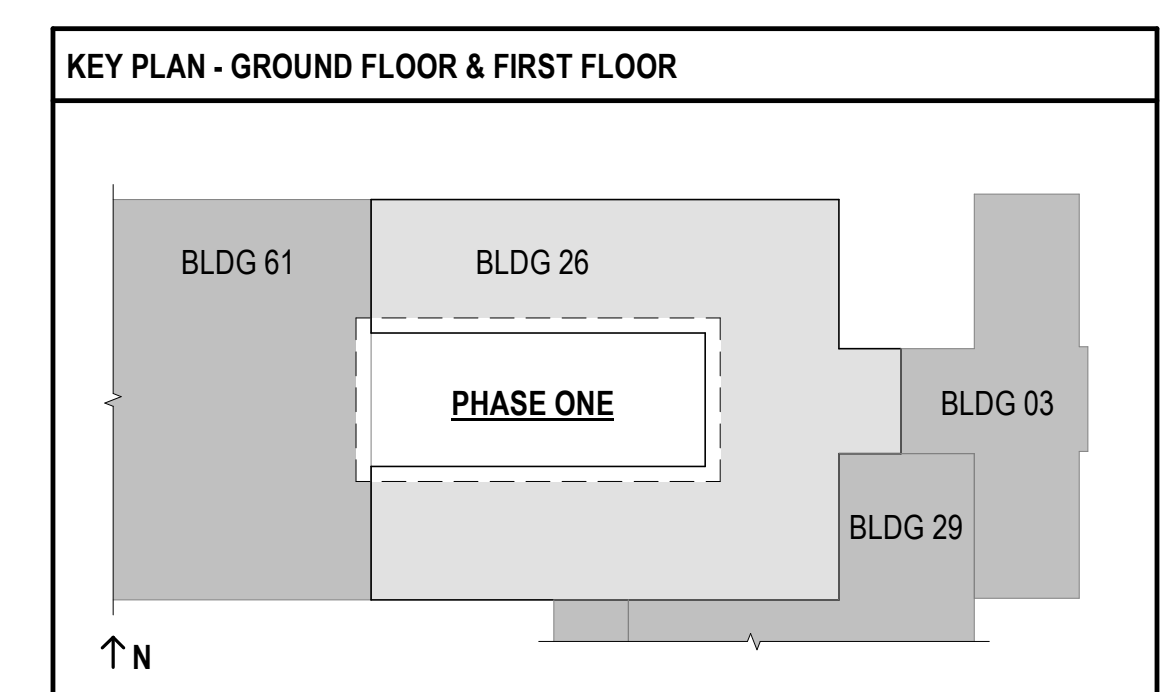
2 FIRST FLOOR - FINISH FLOOR PLAN - PHASE ONE
1/8" = 1'-0"

FLOOR FINISH PATTERN LEGEND

| | |
|-----------|-----------------------------------|
| [Pattern] | CPT1 (CARPET TILE) |
| [Pattern] | LV1T (LUXURY VINYL TILE) |
| [Pattern] | LV2T (LUXURY VINYL TILE) |
| [Pattern] | LV3T (LUXURY VINYL TILE) |
| [Pattern] | LV4T (LUXURY VINYL TILE) |
| [Pattern] | PT1 (PORCELAIN TILE) |
| [Pattern] | QT1 (QUARRY TILE) |
| [Pattern] | SD1 (STATIC DISSIPATIVE FLOORING) |
| [Pattern] | VCT1 (VINYL COMPOSITION TILE) |
| [Pattern] | WSF1 (WELDED SHEET FLOORING) |

PHASING AND PROJECT SCOPE LEGEND

| | |
|---------------|---|
| [Shaded Area] | AREAS OF WORK OUTSIDE OF CURRENT PHASE OR OUTSIDE OF PROJECT SCOPE SHOWN. REFERENCE 02011 - PHASING PLANS FOR MORE INFORMATION. |
|---------------|---|



1 GROUND FLOOR - FINISH FLOOR PLAN - PHASE ONE
1/8" = 1'-0"

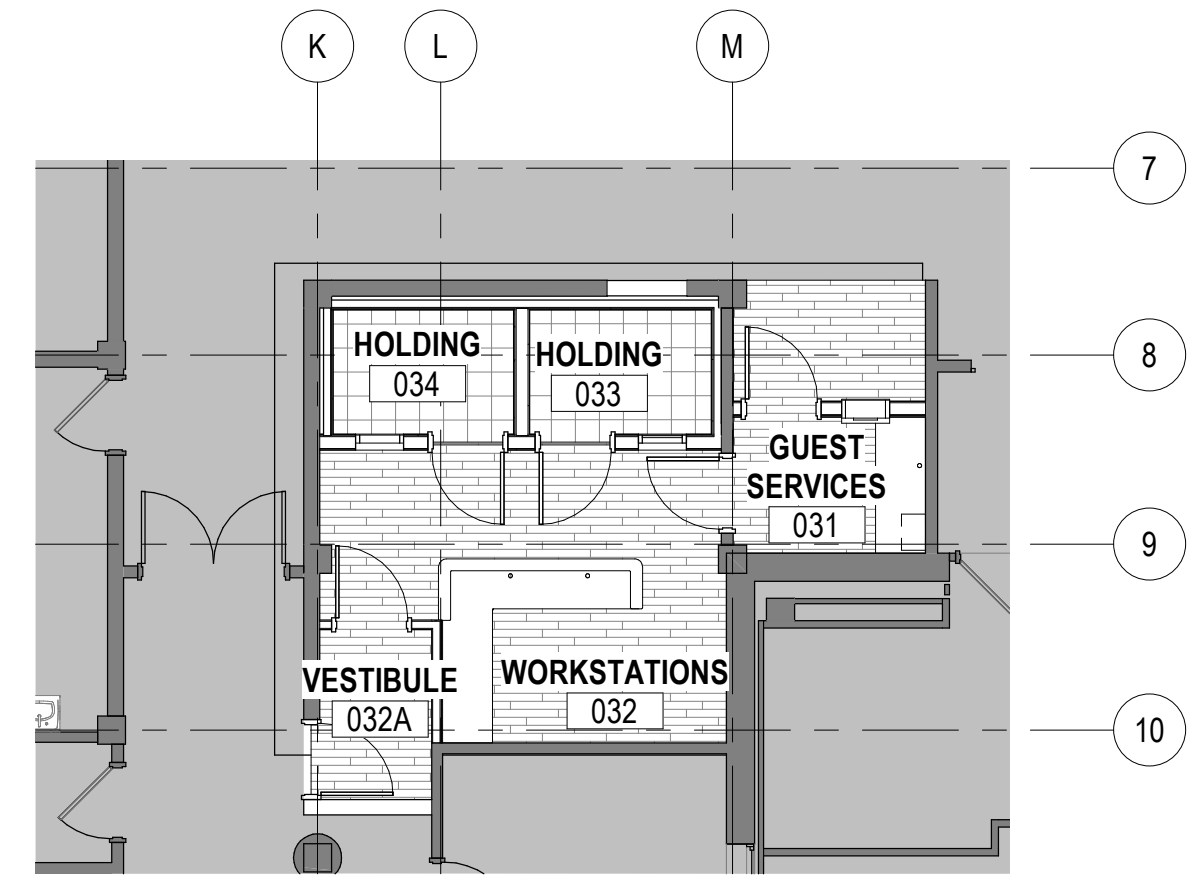
**FULLY SPRINKLERED
100% BID SET**

| | | | | | | | | | | | | |
|-----|----------------------|------|---|--|--|--|-------------|---------------------------------|--|-----------------------|--------------------------------|--------------------------------|
| NO. | REVISION DESCRIPTION | DATE | CONSULTANTS: | | | ARCHITECT: | SPUR # 2016 | STAMP: | Drawing Title | Project Title | Project Number | Veterans Health Administration |
| | | | STRUCTURAL / CIVIL ENGINEER H2B, INC. 1225 N. LOOP WEST, SUITE 800 HOUSTON, TX 77008 (713) 864-2900 | MECH / ELEC / PLUMB / TECH ENGR SPUR DESIGN 25219 MADISON AVENUE, SUITE 100 KANSAS CITY, MO 64108 (913) 369-7200 | FIRE PROTECTION ENGINEER POOLE FIRE PROTECTION, INC. 19910 WEST 161ST STREET OLATHE, KANSAS 66062 (913) 829-8690 | SPUR DESIGN, LLC 312 SW 25TH STREET Oklahoma City, OK 73109 (405) 842-6100 | | PHASE ONE - FINISH FLOOR PLANS | CONSTRUCT INFILL OF BUILDING 26 AND RENOVATE SPECIALTY CARE CLINICS | 589-704 | | |
| | | | INDUSTRIAL HYGIENIST RIVERFRONT HEALTH & SAFETY 1150 OLIVE STREET, ST. LOUIS, MO 63101 (314) 436-9492 | HEALTHCARE PLANNER INNOVA GROUP 3190 N. SIWAN ROAD TUCSON, AZ 85712 (520) 886-8650 | PHYSICAL SECURITY FORCE PROTECT 10901 FRONT BEACH ROAD, STE 1415 PANAMA CITY, FL 32407 (502) 836-4232 | KS ARCH REG. NO. A-930, EXP. 12/31/2023 KS ENGR REG. NO. E-2506, EXP. 12/31/2023 | | VA Health Care System Approval: | 5500 EAST KELLOGG AVENUE WICHITA, KANSAS 67218 | Building Number 26 | Drawing Number AF701 | |
| | | | | | | | | | Date 12/21/2022 | Checked AJS | Drawn SNP | Drawing # 79 OF 190 |

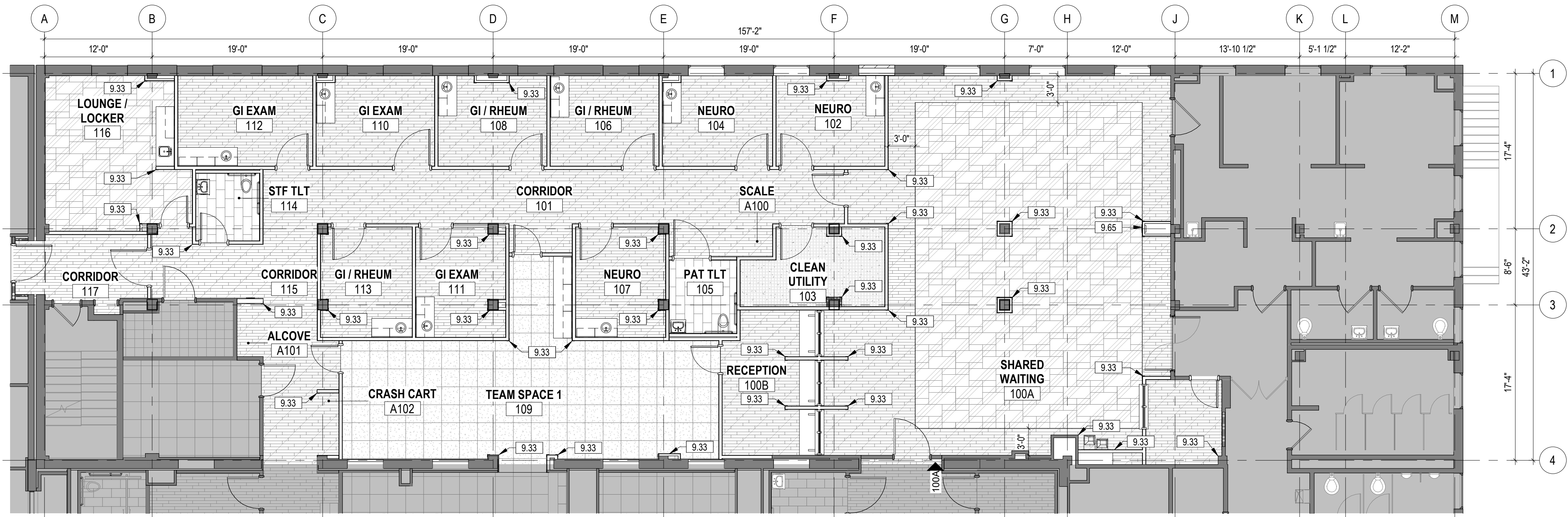
- GENERAL FINISH NOTES**
1. ALL GYP CEILINGS TO BE PAINTED P1, U.N.O. REFERENCE ROOM FINISH SCHEDULE FOR EXCEPTIONS.
 2. ALL RUBBER BASE TO BE R81 U.N.O. REFERENCE FINISH SCHEDULE FOR EXCEPTIONS.
 3. ALL OUTSIDE CORNERS OF PAINTED GYP WALLS TO RECEIVE CORNER GUARDS. REFERENCE FINISH SCHEDULE AND FINISH LEGEND REMARKS FOR TYPES AND LOCATIONS.
 4. ASBESTOS OR ASBESTOS CONTAINING PRODUCTS ARE NOT ALLOWED IN ANY ASPECT OF THIS CONSTRUCTION.
 5. COORDINATE ALL DISCIPLINES AND ALL ASPECTS OF WORK. CONFLICTS AND DISCREPANCIES SHALL BE BROUGHT TO THE ATTENTION OF THE ARCHITECT IMMEDIATELY.
 6. REFERENCE SHEET AF712 FOR INTERIOR DETAILS INCLUDING FINISH FLOOR TRANSITION DETAILS.
 7. ALL CONCRETE SURFACES WHICH RECEIVE A SPECIAL FINISH, FLOOR COVERING, COATINGS, HARDENERS, ETC. SHALL BE CONSTRUCTED IN ACCORDANCE WITH THE SPECIFIC FINISH MANUFACTURER'S SPECIFICATIONS AND INSTRUCTIONS. PRIOR TO APPLICATION OF A SPECIAL FINISH, A WRITTEN ACCEPTANCE OF THE SURFACE SHALL BE SUBMITTED TO THE ARCHITECT BY THE GENERAL CONTRACTOR.
 8. REMOVE ALL FLOOR FINISHES AND ADHESIVES AND STRIP FLOOR DOWN TO EXISTING CONCRETE. PREP FLOOR FOR INSTALLATION OF NEW FLOOR FINISHES AS SHOWN IN FINISH FLOOR PLANS.

KEYNOTE LEGEND

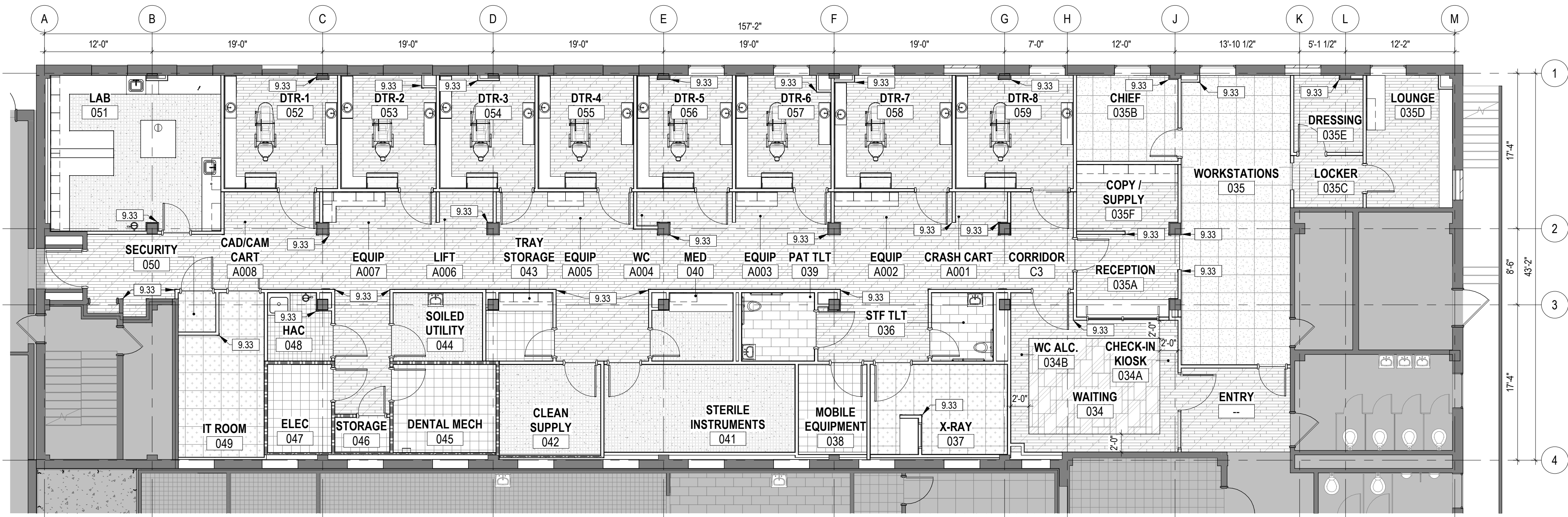
| | | |
|------|-----|--|
| 9.33 | CG1 | REFERENCE SHEET AF711 FOR FINISH LEGEND AND FINISH SCHEDULES |
| 9.65 | | ALIGN EDGE OF FLOOR FINISH WITH FINISH FACE OF WALL |



3 GROUND FLOOR - FINISH FLOOR PLAN - PHASE THREE
1/8" = 1'-0" 1/ A0113



2 FIRST FLOOR - FINISH FLOOR PLAN - PHASE TWO
1/8" = 1'-0"



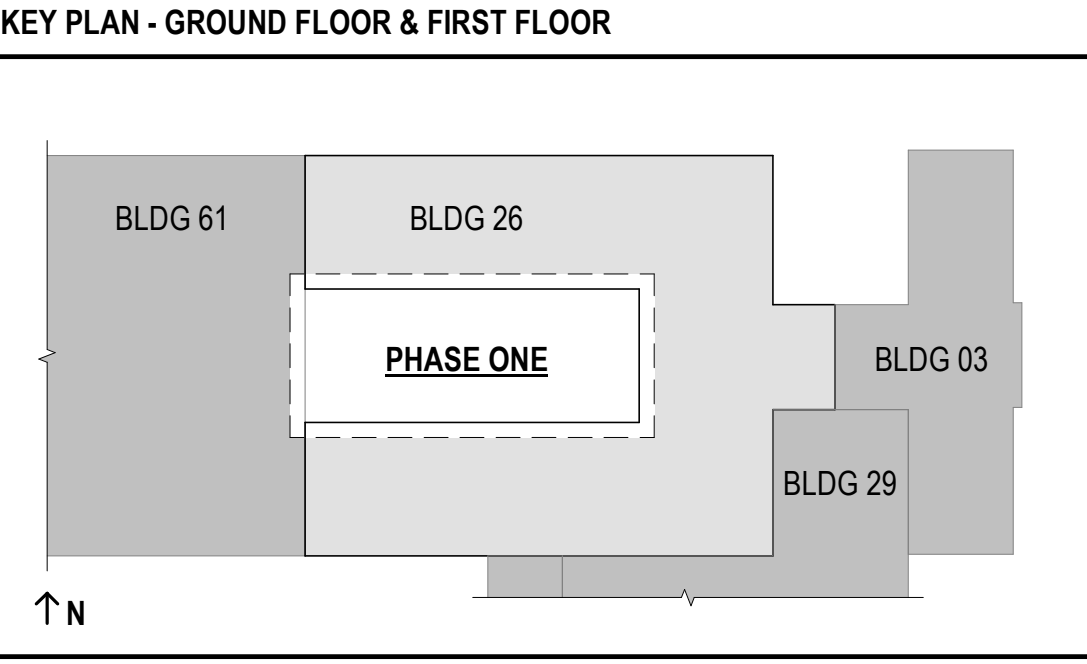
1 GROUND FLOOR - FINISH FLOOR PLAN - PHASE TWO
1/8" = 1'-0"

FLOOR FINISH PATTERN LEGEND

| | |
|--|-----------------------------------|
| | CPT1 (CARPET TILE) |
| | LV1 (LUXURY VINYL TILE) |
| | LV2 (LUXURY VINYL TILE) |
| | LV3 (LUXURY VINYL TILE) |
| | LV4 (LUXURY VINYL TILE) |
| | PT1 (PORCELAIN TILE) |
| | QT1 (QUARRY TILE) |
| | SD1 (STATIC DISSIPATIVE FLOORING) |
| | VCT1 (VINYL COMPOSITION TILE) |
| | WSF1 (WELDED SHEET FLOORING) |

PHASING AND PROJECT SCOPE LEGEND

| | |
|--|---|
| | AREAS OF WORK OUTSIDE OF CURRENT PHASE OR OUTSIDE OF PROJECT SCOPE SHOWN. REFERENCE 02011 - PHASING PLANS FOR MORE INFORMATION. |
|--|---|



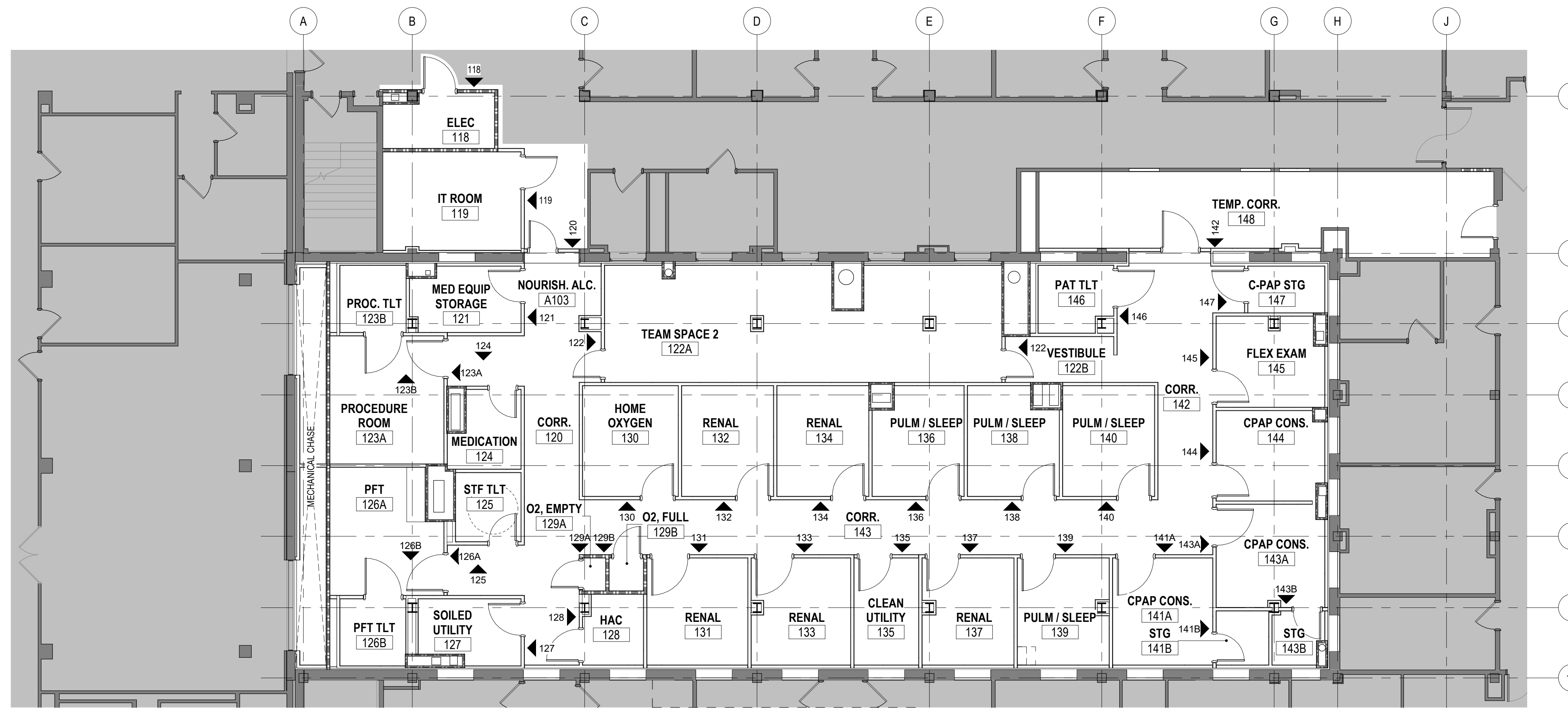
**FULLY SPRINKLERED
100% BID SET**

| | | | | | | | | | | | | | | | | | | | | |
|-----|----------------------|------|---|--|--|-------------------|-------------|---------------|--|---|---------------------------|-----------------------|--------------------------------|---------------------------------|---|--------------------|----------------|--------------|--------------------------------|--|
| NO. | REVISION DESCRIPTION | DATE | CONSULTANTS: | | | ARCHITECT: | SPUR # 2016 | STAMP: | Drawing Title PHASE TWO & THREE - FINISH FLOOR PLANS | Project Title CONSTRUCT INFILL OF BUILDING 26 AND RENOVATE SPECIALTY CARE CLINICS | Project Number 589-704 | Building Number 26 | Drawing Number AF702 | VA Health Care System Approval: | Location 5500 EAST KELLOGG AVENUE WICHITA, KANSAS 67218 | Date 12/21/2022 | Checked AJS | Drawn SNP | Veterans Health Administration | VA U.S. Department of Veterans Affairs |
| | | | STRUCTURAL / CIVIL ENGINEER H2B, INC. 1225 N. LOOP WEST, SUITE 800 HOUSTON, TX 77008 (713) 864-2900 | MECH / ELEC / PLUMB / TECH ENGR SPUR DESIGN 25219 MADISON AVENUE, SUITE 100 KANSAS CITY, MO 64108 (913) 369-7200 | FIRE PROTECTION ENGINEER POOLE FIRE PROTECTION, INC. 19910 WEST 161ST STREET OLATHE, KANSAS 66062 (913) 829-8690 | | | | | | | | | | | | | | | |

| ROOM FINISH SCHEDULE - PHASE ONE | | | | | | | | | | |
|----------------------------------|-------------------|------------------|------|------------------|------------------|------------------|------------------|-----------------------|---------|------|
| ROOM # | ROOM NAME | FLOOR FINISHES | | | WALL FINISHES | | | CEILING | REMARKS | |
| | | MATERIAL | BASE | | NORTH | EAST | SOUTH | | | WEST |
| 022 | DINING AREA | PT1 | PT4 | P4 | CT1, CT2 | P4 | P4 | ACT2, ACT3, P1 ON GYP | | |
| 022A | VENDOR | LV2 | RB1 | P5 | P5 | P2, CT1, CT2 | P2, CT1, CT2 | ACT1, ACT2, P1 ON GYP | | |
| 023 | DINING AREA | LV1 | RB1 | P4 | P4 | P4, CT1, CT2 | P4 | ACT1, ACT2, P1 ON GYP | | |
| 024 | RETAIL STORE | LV2 | RB1 | P5 | P5 | P5 | P5 | ACT1, P1 ON GYP | | |
| 024A | RETAIL STORAGE | VT1 | RB1 | P2 | P2 | P2 | P2 | ACT1 | | |
| 025 | KITCHEN | QT1 | QT2 | P2, WP2 | P2, WP2 | P2, WP2 | P2, WP2 | ACT1 | 3.4. | |
| 025A | FOOD STG | QT1 | QT2 | P2 | P2 | P2 | P2 | ACT1 | | |
| 025B | FOOD STG | QT1 | QT2 | P2 | P2 | P2 | P2 | ACT1 | | |
| 025C | COOLER | PER MANUFACTURER | - | PER MANUFACTURER | PER MANUFACTURER | PER MANUFACTURER | PER MANUFACTURER | PER MANUFACTURER | | |
| 025D | FREEZER | PER MANUFACTURER | - | PER MANUFACTURER | PER MANUFACTURER | PER MANUFACTURER | PER MANUFACTURER | PER MANUFACTURER | | |
| 026 | DISHWASH | QT1 | QT2 | P2, WP2 | P2, WP2 | P2, WP2 | P2, WP2 | ACT1 | 3.4. | |
| 026 | VCS OFFICE | CP1 | RB1 | P2 | P2 | P2 | P2 | ACT1 | | |
| 026A | VCS CHIEF | CP1 | RB1 | P2 | P2 | P2 | P2 | ACT1 | | |
| 026B | SAFE | VC1 | RB1 | P2 | P2 | P2 | P2 | ACT1 | | |
| 027 | ELECTRICAL | VC1 | RB1 | P2 | P2 | P2 | P2 | NO CEILING | | |
| C1 | CORRIDOR | LV2 | RB1 | P2, WP1 | P2, WP1 | P2, WP1 | P2, WP1 | ACT1 | 2. | |
| C2 | CORRIDOR | LV2 | RB1 | P2, WP1 | P2, WP1 | P2, WP1 | P2, WP1 | ACT1 | 2. | |
| FIRST FLOOR | | | | | | | | | | |
| 118 | ELEC | VC1 | RB1 | P2 | P2 | P2 | P2 | NO CEILING | | |
| 119 | IT ROOM | SD1 | RB1 | P2 | P2 | P2 | P2 | NO CEILING | | |
| 120 | CORR | LV4 | RB1 | P2, WP1 | P2, WP1 | P2, WP1 | P2, WP1 | ACT1, P1 ON GYP | 2. | |
| 121 | MED EQUIP STORAGE | LV4 | RB1 | P2, WP1 | P2, WP1 | P2, WP1 | P2, WP1 | ACT1 | 2. | |
| 122A | TEAM SPACE 2 | CP1 | RB1 | P4 | P4 | P4, PT3 | P4 | ACT1 | | |
| 122B | VESTIBULE | LV4 | RB1 | P2 | P2 | P2 | P2 | ACT1 | | |
| 122A | PROCEDURE ROOM | LV4 | RB1 | P5 | P5 | P5 | P5 | ACT1 | | |
| 123B | PROC. TLT | PT1 | TSS | PT2, PT3 | P4, PT2, PT3 | P4, PT2, PT3 | P4, PT2, PT3 | P1 ON GYP | 1. | |
| 124 | MEDICATION | LV4 | RB1 | P2 | P2 | P2 | P2 | ACT1 | | |
| 125 | STF TLT | PT1 | TSS | PT2, PT3 | P4, PT2, PT3 | P4, PT2, PT3 | P4, PT2, PT3 | P1 ON GYP | 1. | |
| 126A | PFT | LV4 | RB1 | P5 | P5 | P5 | P5 | ACT1 | | |
| 126B | PFT TLT | PT1 | TSS | PT2, PT3 | P4, PT2, PT3 | P4, PT2, PT3 | P4, PT2, PT3 | P1 ON GYP | 1. | |
| 127 | SOILED UTILITY | WSF1 | WSF1 | P2, WP1 | P2, WP1 | P2, WP1 | P2, WP1 | ACT1 | 2. | |
| 128 | HAC | WSF1 | WSF1 | P2, WP1 | P2, WP1 | P2, WP1 | P2, WP1 | ACT1 | 2. | |
| 128A | O2 EMPTY | LV4 | RB1 | P2, WP1 | P2, WP1 | P2, WP1 | P2, WP1 | P1 ON GYP | 2. | |
| 128B | O2 FULL | LV4 | RB1 | P2, WP1 | P2, WP1 | P2, WP1 | P2, WP1 | P1 ON GYP | 2. | |
| 130 | HOME OXYGEN | RB1 | P5 | P5 | P5 | P5 | P5 | ACT1 | | |
| 131 | RENAL | LV4 | RB1 | P5 | P5 | P5 | P5 | ACT1 | | |
| 132 | RENAL | LV4 | RB1 | P5 | P5 | P5 | P5 | ACT1 | | |
| 133 | RENAL | LV4 | RB1 | P5 | P5 | P5 | P5 | ACT1 | | |
| 134 | RENAL | LV4 | RB1 | P5 | P5 | P5 | P5 | ACT1 | | |
| 135 | CLEAN UTILITY | WSF1 | WSF1 | P2, WP1 | P2, WP1 | P2, WP1 | P2, WP1 | ACT1 | 2. | |
| 136 | PULM / SLEEP | LV4 | RB1 | P5 | P5 | P5 | P5 | ACT1 | | |
| 137 | RENAL | LV4 | RB1 | P5 | P5 | P5 | P5 | ACT1 | | |
| 138 | PULM / SLEEP | LV4 | RB1 | P5 | P5 | P5 | P5 | ACT1 | | |
| 139 | PULM / SLEEP | LV4 | RB1 | P5 | P5 | P5 | P5 | ACT1 | | |
| 140 | PULM / SLEEP | LV4 | RB1 | P5 | P5 | P5 | P5 | ACT1 | | |
| 141A | CPAP CONS. | LV4 | RB1 | P5 | P5 | P5 | P5 | ACT1 | | |
| 141B | STG | LV4 | RB1 | P2, WP1 | P2, WP1 | P2, WP1 | P2, WP1 | ACT1 | 2. | |
| 142 | CORR | LV4 | RB1 | P2, WP1 | P2, WP1 | P2, WP1 | P2, WP1 | ACT1, P1 ON GYP | 2. | |
| 143 | CORR | LV4 | RB1 | - | - | - | - | ACT1 | 2. | |
| 143A | CPAP CONS. | LV4 | RB1 | P5 | P5 | P5 | P5 | ACT1 | | |
| 143B | STG | LV4 | RB1 | P2, WP1 | P2, WP1 | P2, WP1 | P2, WP1 | ACT1 | 2. | |
| 144 | CPAP CONS. | LV4 | RB1 | P5 | P5 | P5 | P5 | ACT1 | | |
| 145 | FLEX EXAM | LV4 | RB1 | P5 | P5 | P5 | P5 | ACT1 | | |
| 146 | PAT TLT | PT1 | TSS | PT2, PT3 | P4, PT2, PT3 | P4, PT2, PT3 | P4, PT2, PT3 | P1 ON GYP | 1. | |
| 147 | CPAP STG | LV4 | RB1 | P2, WP1 | P2, WP1 | P2, WP1 | P2, WP1 | ACT1 | 2. | |
| 148 | TEMP CORR | LV4 | RB1 | P5 | P5 | P5 | P5 | ACT1 | | |
| A103 | NOURISH ALC. | LV4 | RB1 | - | - | - | - | P1 ON GYP | | |
| A104 | ALCOVE | LV4 | RB1 | P2, WP1 | - | - | - | P1 ON GYP | | |

| ROOM FINISH SCHEDULE - PHASE TWO | | | | | | | | | | |
|----------------------------------|---------------------|----------------|------|--------------|---------------|--------------|--------------|-----------------|---------|------|
| ROOM # | ROOM NAME | FLOOR FINISHES | | | WALL FINISHES | | | CEILING | REMARKS | |
| | | MATERIAL | BASE | | NORTH | EAST | SOUTH | | | WEST |
| GROUND FLOOR | | | | | | | | | | |
| 034 | ENTRY | LV4 | RB1 | P5 | P5 | P5 | P5 | P1 ON GYP | | |
| 034A | WAITING | LV3, LV4 | RB1 | P5 | P5 | P5 | P5 | ACT1, P1 ON GYP | | |
| 034B | CHECK-IN KIOSK | LV3, LV4 | RB1 | - | - | - | - | ACT1, P1 ON GYP | | |
| 034B | WC ALC. | LV3, LV4 | RB1 | P5 | P5 | P5 | P5 | ACT1, P1 ON GYP | | |
| 035 | WORKSTATIONS | CP1 | RB1 | P4 | P4 | P4 | P4 | ACT1 | | |
| 035A | RECEPTION | LV4 | RB1 | P2 | P2 | P2 | P2 | P1 ON GYP | | |
| 035B | CHEEF | CP1 | RB1 | P4 | P4 | P4 | P4 | ACT1 | | |
| 035C | LOCKER | LV4 | RB1 | P2 | P2 | P2 | P2 | ACT1 | | |
| 035D | LOUNGE | LV4 | RB1 | P5, PT3 | P5 | P5 | P5 | ACT1 | | |
| 035E | DRESSING | LV4 | RB1 | P4 | P4 | P4 | P4 | ACT1 | | |
| 035F | COPY / SUPPLY | LV4 | RB1 | P2 | P2 | P2 | P2 | ACT1 | | |
| 036 | STF TLT | PT1 | TSS | P4, PT2, PT3 | PT2, PT3 | PT2, PT3 | P4, PT2, PT3 | P1 ON GYP | 1. | |
| 037 | X-RAY | SD1 | RB1 | P4 | P4 | P4 | P4 | ACT1 | | |
| 038 | MOBILE EQUIPMENT | VC1 | RB1 | P2, WP1 | P2, WP1 | P2, WP1 | P2, WP1 | ACT1 | 2. | |
| 039 | PAT TLT | PT1 | TSS | PT2, PT3 | P4, PT2, PT3 | P4, PT2, PT3 | P4, PT2, PT3 | P1 ON GYP | 1. | |
| 040 | MED | WSF1 | WSF1 | P2 | P2 | P2 | P2 | ACT1 | | |
| 041 | STERILE INSTRUMENTS | WSF1 | WSF1 | P2, WP1 | P2, WP1 | P2, WP1 | P2, WP1 | ACT3 | 2. | |
| 042 | CLEAN SUPPLY | WSF1 | WSF1 | P2, WP1 | P2, WP1 | P2, WP1 | P2, WP1 | ACT3 | 2. | |
| 043 | TRAY STORAGE | VC1 | RB1 | P2 | P2 | P2 | P2 | ACT1 | | |
| 044 | SOLED UTILITY | WSF1 | WSF1 | P2, WP1 | P2, WP1 | P2, WP1 | P2, WP1 | ACT3 | 2. | |
| 045 | DENTAL MECH | VC1 | RB1 | P2 | P2 | P2 | P2 | ACT1 | | |
| 046 | STORAGE | VC1 | RB1 | P2, WP1 | P2, WP1 | P2, WP1 | P2, WP1 | ACT1 | 2. | |
| 047 | ELEC | VC1 | RB1 | P2 | P2 | P2 | P2 | NO CEILING | | |
| 048 | HAC | WSF1 | WSF1 | P2, WP1 | P2, WP1 | P2, WP1 | P2, WP1 | ACT3 | 2. | |
| 049 | IT ROOM | SD1 | RB1 | P2 | P2 | P2 | P2 | NO CEILING | | |
| 050 | SECURITY | SD1 | RB1 | P5 | P5 | P5 | P5 | ACT1 | | |
| 051 | LAB | WSF1 | WSF1 | P2 | P2 | P2 | P2 | ACT3 | | |
| 052 | DTR-1 | LV4 | RB1 | P5, PT3 | P5 | P5, PT3 | P5 | ACT1 | | |
| 053 | DTR-2 | LV4 | RB1 | P5, PT3 | P5 | P5, PT3 | P5 | ACT1 | | |
| 054 | DTR-3 | LV4 | RB1 | P5, PT3 | P5 | P5, PT3 | P5 | ACT1 | | |
| 055 | DTR-4 | LV4 | RB1 | P5, PT3 | P5 | P5, PT3 | P5 | ACT1 | | |
| 056 | DTR-5 | LV4 | RB1 | P5, PT3 | P5 | P5, PT3 | P5 | ACT1 | | |
| 057 | DTR-6 | LV4 | RB1 | P5, PT3 | P5 | P5, PT3 | P5 | ACT1 | | |
| 058 | DTR-7 | LV4 | RB1 | P5, PT3 | P5 | P5, PT3 | P5 | ACT1 | | |
| 059 | DTR-8 | LV4 | RB1 | P5, PT3 | P5 | P5, PT3 | P5 | ACT1 | | |
| A001 | CRASH CART | LV4 | RB1 | P2, WP1 | P2, WP1 | P2, WP1 | P2, WP1 | ACT1, P1 ON GYP | 2. | |
| A002 | EQUIP | LV4 | RB1 | - | - | - | - | ACT1, P1 ON GYP | 2. | |
| A003 | EQUIP | LV4 | RB1 | - | - | - | - | ACT1, P1 ON GYP | 2. | |
| A004 | WC | LV4 | RB1 | P2, WP1 | - | - | - | ACT1, P1 ON GYP | 2. | |
| A005 | EQUIP | LV4 | RB1 | P2, WP1 | - | - | - | ACT1, P1 ON GYP | 2. | |
| A006 | LIFT | LV4 | RB1 | P2, WP1 | P2, WP1 | P2, WP1 | P2, WP1 | ACT1, P1 ON GYP | 2. | |
| A007 | EQUIP | LV4 | RB1 | P2, WP1 | - | - | - | ACT1, P1 ON GYP | 2. | |
| A008 | CAD/CAM CART | LV4 | RB1 | P2, WP1 | - | - | - | ACT1, P1 ON GYP | 2. | |
| C3 | CORRIDOR | LV4 | RB1 | P2, WP1 | P2, WP1 | P2, WP1 | P2, WP1 | ACT1, P1 ON GYP | 2. | |
| FIRST FLOOR | | | | | | | | | | |
| 100A | SHARED WAITING | LV3, LV4 | RB1 | P5, P6 | P5 | P5 | P5 | ACT1, P1 ON GYP | | |
| 100B | RECEPTION | LV4 | RB1 | P2 | P2 | P2 | P2 | P1 ON GYP | | |
| 100C | RECEPTION | LV4 | RB1 | P2 | P2 | P2 | P2 | P1 ON GYP | | |
| 101 | CORRIDOR | LV4 | RB1 | P2, WP1 | P2, WP1 | P2, WP1 | P2, WP1 | ACT1, P1 ON GYP | 2. | |
| 102 | NEURO | LV4 | RB1 | P5 | P5 | P5 | P5 | ACT1 | | |
| 103 | CLEAN UTILITY | WSF1 | WSF1 | P2, WP1 | P2, WP1 | P2, WP1 | P2, WP1 | ACT3 | 2. | |
| 104 | NEURO | LV4 | RB1 | P5 | P5 | P5 | P5 | ACT1 | | |
| 105 | PAT TLT | PT1 | TSS | P4, PT2, PT3 | P4, PT2, PT3 | P4, PT2, PT3 | P4, PT2, PT3 | P1 ON GYP | 1. | |
| 106 | GI / RHEUM | LV4 | RB1 | P5 | P5 | P5 | P5 | ACT1 | | |
| 107 | NEURO | LV4 | RB1 | P5 | P5 | P5 | P5 | ACT1 | | |
| 108 | GI / RHEUM | LV4 | RB1 | P5 | P5 | P5 | P5 | ACT1 | | |
| 109 | TEAM SPACE 1 | CP1 | RB1 | P4 | P4 | P4 | P4 | ACT1, P1 ON GYP | | |
| 110 | GI EXAM | LV4 | RB1 | P5 | P5 | P5 | P5 | ACT1 | | |
| 111 | GI EXAM | LV4 | RB1 | P5 | P5 | P5 | P5 | ACT1 | | |
| 112 | GI EXAM | LV4 | RB1 | P5 | P5 | P5 | P5 | ACT1 | | |
| 113 | GI / RHEUM | LV4 | RB1 | P5 | P5 | P5 | P5 | ACT1 | | |
| 114 | STF TLT | PT1 | TSS | P4, PT2, PT3 | P4, PT2, PT3 | P4, PT2, PT3 | P4, PT2, PT3 | P1 ON GYP | 1. | |
| 115 | CORRIDOR | LV4 | RB1 | P2, WP1 | P2, WP1 | P2, WP1 | P2, WP1 | ACT1, P1 ON GYP | 2. | |
| 116 | LOUNGE / LOCKER | LV3 | RB1 | P5 | P5 | P5 | P5 | ACT1 | | |
| 117 | CORRIDOR | LV4 | RB1 | P2, WP1 | P2, WP1 | P2, WP1 | P2, WP1 | ACT1 | 2. | |
| A100 | SCALE | LV4 | RB1 | P2, WP1 | P2, WP1 | P2, WP1 | P2, WP1 | ACT1 | 2. | |
| A101 | ALCOVE | LV4 | RB1 | P2, WP1 | - | - | - | ACT1 | 2. | |
| A102 | CRASH CART | LV4 | RB1 | P2, WP1 | P2, WP1 | P2, WP1 | P2, WP1 | ACT1 | 2. | |

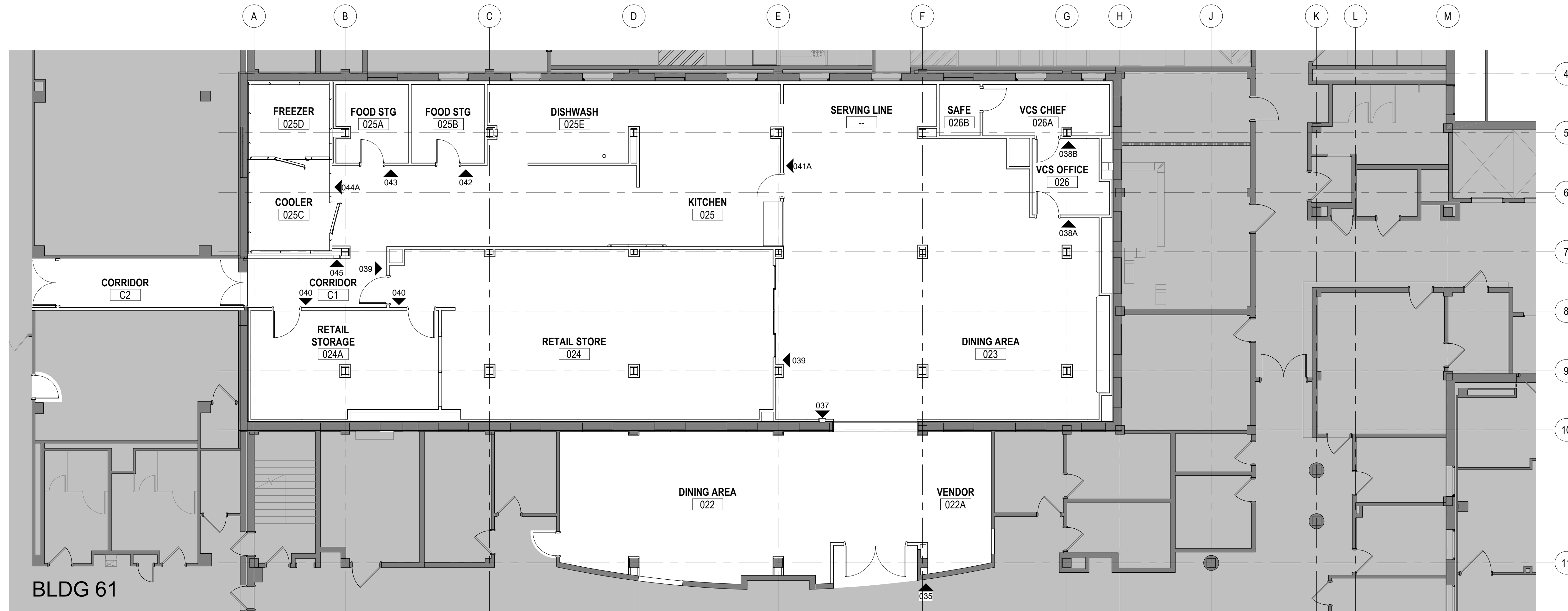
| ROOM FINISH SCHEDULE - PHASE THREE | | | | | | | | | | |
|------------------------------------|----------------|----------------|------|--------|---------------|------|-------|---------|-------------------------------|------|
| ROOM # | ROOM NAME | FLOOR FINISHES | | | WALL FINISHES | | | CEILING | REMARKS | |
| | | MATERIAL | BASE | | NORTH | EAST | SOUTH | | | WEST |
| GROUND FLOOR | | | | | | | | | | |
| 030B | PUMP ROOM | | | | | | | | | |
| 031 | SECURITY | | | | | | | | | |
| 031 | GUEST SERVICES | LV2 | RB1 | P2 | P2 | P2 | P2 | P7 | ACT1 | |
| 032 | WORKSTATIONS | LV2 | RB1 | P2, P7 | P2 | P2 | P2 | P2, P7 | ACT1 | |
| 032A | VESTIBULE | LV2 | RB1 | P2 | P2 | P2 | P2 | P2 | ACT1 | |
| 033 | HOLDING | LV2 | RB1 | P2 | P2 | P2 | P2 | P2 | P1 ON IMPACT RESISTANT GYP BD | |
| 034 | HOLDING | LV2 | RB1 | P2 | P2 | P2 | P2 | P2 | P1 ON IMPACT RESISTANT GYP BD | |



| INTERIOR SIGNAGE | | |
|------------------|---------------------|-----------------------|
| REFERENCE NUMBER | SIGN TYPE | ROOM NAME |
| IN-13 | "FIRE EXTINGUISHER" | |
| IN-13 | "RESTROOM" | |
| IN-13 | "EXAM ROOM" | |
| IN-20.01 | "EMERGENCY EXIT" | |
| IN-20.01 | "EMERGENCY EXIT" | |
| 002A | IN-04.01 | "WAITING ROOM" |
| 002A | IN-04.01 | "RECEPTION" |
| 004B | IN-04.01 | "COPY / SUPPLY" |
| 005B | IN-04.01 | "DRESSING ROOM" |
| 005C | IN-04.01 | "LOUNGE" |
| 006 | IN-04.01 | "CHIEF OFFICE" |
| 007 | IN-13 | "FIRE EXTINGUISHER" |
| 008 | IN-04.01 | "EXAM ROOM" |
| 009 | IN-04.01 | "EXAM ROOM" |
| 010 | IN-04.01 | "EXAM ROOM" |
| 011 | IN-04.01 | "X-RAY" |
| 012 | IN-04.01 | "EXAM ROOM" |
| 013 | IN-04.01 | "EQUIPMENT ROOM" |
| 014 | IN-04.01 | "EXAM ROOM" |
| 015 | IN-04.01 | "EXAM ROOM" |
| 016 | IN-04.01 | "EXAM ROOM" |
| 017 | IN-04.01 | "MEDICATION ROOM" |
| 018 | IN-04.01 | "EXAM ROOM" |
| 019 | IN-04.01 | "STERILE INSTRUMENTS" |
| 020 | IN-04.01 | "EXAM ROOM" |
| 021 | IN-04.01 | "CLEAN SUPPLY ROOM" |
| 022 | IN-04.01 | "EXAM ROOM" |
| 023 | IN-03.01 | "ROOM NUMBER" |
| 024 | IN-04.01 | "LAB" |
| 025 | IN-04.01 | "SOILED UTILITY ROOM" |

| INTERIOR SIGNAGE | | |
|------------------|-----------|-----------------------|
| REFERENCE NUMBER | SIGN TYPE | ROOM NAME |
| 026 | IN-04.01 | "DENTAL MECH ROOM" |
| 026A | IN-04.01 | "FIRE EXTINGUISHER" |
| 027 | IN-03.01 | "ROOM NUMBER" |
| 028 | IN-04.01 | "ELEC ROOM" |
| 029 | IN-04.01 | "HOUSE KEEPING" |
| 030A | IN-03.01 | "ROOM NUMBER" |
| 031 | IN-04.01 | "GUEST SERVICES" |
| 035 | IN-04.01 | "DINING AREA" |
| 037 | IN-13 | "FIRE EXTINGUISHER" |
| 038A | IN-04.01 | "VCS OFFICE" |
| 038B | IN-04.01 | "VCS CHIEF OFFICE" |
| 039 | IN-04.01 | "RETAIL STORE" |
| 039 | IN-04.01 | "RETAIL STORE" |
| 040 | IN-04.01 | "STORAGE" |
| 040 | IN-04.01 | "STORAGE" |
| 041A | IN-04.01 | "KIT CHEN" |
| 042 | IN-03.01 | "ROOM NUMBER" |
| 043 | IN-03.01 | "ROOM NUMBER" |
| 044A | IN-04.01 | "COOLER/FREEZER" |
| 045 | IN-13 | "FIRE EXTINGUISHER" |
| 100 | IN-04.01 | "WAITING ROOM" |
| 100A | IN-13 | "FIRE EXTINGUISHER" |
| 100A | IN-04.01 | "WAITING ROOM" |
| 100B | IN-04.01 | "RECEPTION" |
| 102 | IN-04.01 | "EXAM ROOM" |
| 103 | IN-04.01 | "CLEAN UTILITY ROOM" |
| 104 | IN-04.01 | "EXAM ROOM" |
| 105 | IN-04.01 | "RESTROOM" |
| 106 | IN-04.01 | "EXAM ROOM" |
| 107 | IN-04.01 | "EXAM ROOM" |
| 108 | IN-04.01 | "EXAM ROOM" |
| 109 | IN-04.01 | "TEAM SPACE" |
| 109 | IN-04.01 | "TEAM SPACE" |
| 110 | IN-04.01 | "EXAM ROOM" |
| 111 | IN-04.01 | "EXAM ROOM" |
| 112 | IN-04.01 | "EXAM ROOM" |
| 113 | IN-04.01 | "EXAM ROOM" |
| 114 | IN-04.01 | "RESTROOM" |
| 115 | IN-13 | "FIRE EXTINGUISHER" |
| 116 | IN-04.01 | "LOUNGE" |
| 118 | IN-04.01 | "ELEC ROOM" |
| 119 | IN-04.01 | "IT ROOM" |
| 120 | IN-04.01 | "CORRIDOR" |
| 121 | IN-04.01 | "STORAGE" |
| 122 | IN-04.01 | "TEAM SPACE" |
| 122 | IN-04.01 | "TEAM SPACE" |
| 123A | IN-04.01 | "PROCEDURE ROOM" |
| 123B | IN-04.01 | "RESTROOM" |
| 124 | IN-04.01 | "MEDICATION ROOM" |
| 125 | IN-04.01 | "RESTROOM" |
| 126A | IN-04.01 | "EXAM ROOM" |
| 126B | IN-04.01 | "RESTROOM" |
| 127 | IN-04.01 | "SOILED UTILITY ROOM" |
| 128 | IN-04.01 | "HOUSE KEEPING" |
| 129A | IN-04.01 | "ROOM NUMBER" |
| 129B | IN-04.01 | "ROOM NUMBER" |
| 130 | IN-04.01 | "HOME OXYGEN CLINIC" |
| 131 | IN-04.01 | "EXAM ROOM" |
| 132 | IN-04.01 | "EXAM ROOM" |
| 133 | IN-04.01 | "EXAM ROOM" |
| 134 | IN-04.01 | "EXAM ROOM" |
| 135 | IN-04.01 | "CLEAN UTILITY ROOM" |
| 136 | IN-04.01 | "EXAM ROOM" |
| 137 | IN-04.01 | "EXAM ROOM" |
| 138 | IN-04.01 | "EXAM ROOM" |
| 139 | IN-04.01 | "EXAM ROOM" |
| 140 | IN-04.01 | "EXAM ROOM" |
| 141A | IN-04.01 | "CONSULT ROOM" |
| 141B | IN-03.01 | "ROOM NUMBER" |
| 142 | IN-04.01 | "CORRIDOR" |
| 143A | IN-04.01 | "CONSULT ROOM" |
| 143B | IN-03.01 | "ROOM NUMBER" |
| 144 | IN-04.01 | "CONSULT ROOM" |
| 145 | IN-04.01 | "EXAM ROOM" |
| 146 | IN-04.01 | "RESTROOM" |
| 147 | IN-03.01 | "ROOM NUMBER" |

1 FIRST FLOOR - SIGNAGE PLAN - PHASE ONE
1/8" = 1'-0"



2 GROUND FLOOR - SIGNAGE PLAN - PHASE ONE
1/8" = 1'-0"

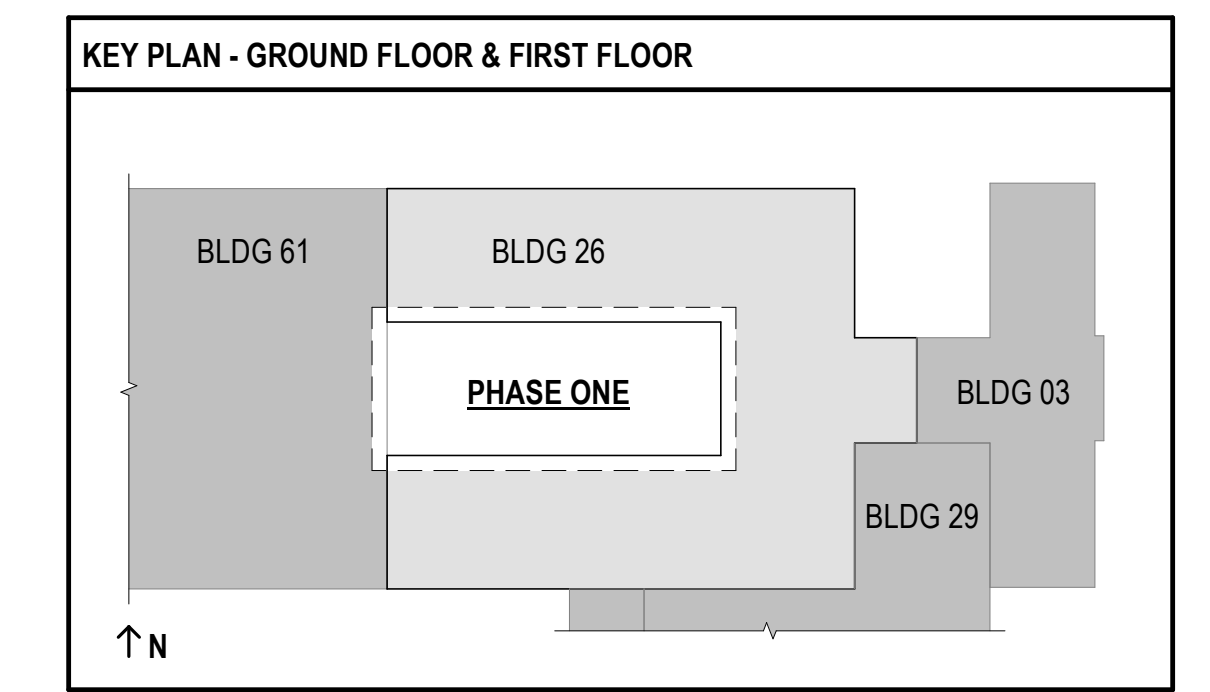
SIGNAGE PLAN NOTES

COMPLY WITH AMERICAN WITH DISABILITIES ACT (ADA) AND WITH CODE PROVISIONS AS ADOPTED BY AUTHORITIES HAVING JURISDICTION.

- ALL SIGNS LOCATED NEXT TO A DOOR WILL BE HUNG 2" FROM THE STRIKE SIDE OF THE DOOR FRAME.
- TACTILE CHARACTERS ON SIGNS SHALL BE LOCATED 48" MINIMUM ABOVE THE FINISHED FLOOR, MEASURED FROM THE BASELINE OF THE LOWEST TACTILE CHARACTER AND 60 INCHES MAXIMUM ABOVE THE FINISHED FLOOR, MEASURED FROM THE BASELINE OF THE HIGHEST TACTILE CHARACTER.
- ROOM NUMBERS WILL BE ASSIGNED BY OWNER, VERIFY BEFORE SIGN PRODUCTION BEGINS.

PHASING AND PROJECT SCOPE LEGEND

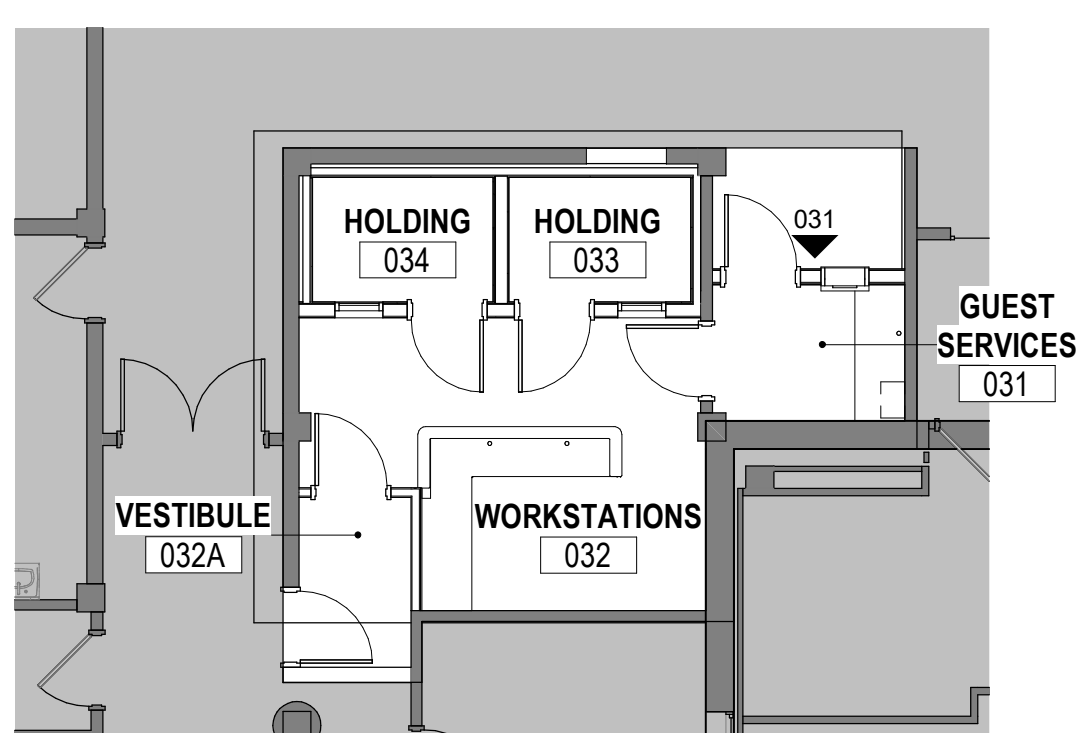
AREAS OF WORK OUTSIDE OF CURRENT PHASE OR OUTSIDE OF PROJECT SCOPE SHOWN. REFERENCE Q011 - PHASING PLANS FOR MORE INFORMATION.



FULLY SPRINKLERED
100% BID SET

| | | | | | | | | | | |
|-----|----------------------|------|---|--|--|-------------------|--|--|---|---|
| NO. | REVISION DESCRIPTION | DATE | CONSULTANTS: STRUCTURAL / CIVIL ENGINEER: H2B, INC. 1225 N. LOOP WEST, SUITE 800 HOUSTON, TX 77008 (713) 864-2900 MECH / ELEC / PLUMB / TECH ENGR: SPUR DESIGN 25219 MADISON AVENUE, SUITE 100 KANSAS CITY, MO 64108 (713) 869-7200 INDUSTRIAL HYGIENIST: RIVERFRONT HEALTH & SAFETY 1150 OLIVE STREET, ST. LOUIS, MO 63101 (314) 436-9492 FIRE PROTECTION ENGINEER: POOLE FIRE PROTECTION, INC. 19910 WEST 161ST STREET OLAHIE, KANSAS 66062 (913) 829-8690 PHYSICAL SECURITY: FORCE PROTECT 10901 FRONT BEACH ROAD, STE 1415 PANAMA CITY, FL 32407 (502) 836-4232 | | ARCHITECT: SPUR # 2016 SPUR DESIGN, LLC 312 SW 25TH STREET Oklahoma City, OK 73109 (405) 842-6100 <small>KS ARCH REG. NO. A-930, EXP. 12/31/2023 KS ENGR REG. NO. E-2586, EXP. 12/31/2023</small> | STAMP: | Drawing Title PHASE ONE - SIGNAGE PLANS VA Health Care System Approval: | Project Title CONSTRUCT INFILL OF BUILDING 26 AND RENOVATE SPECIALTY CARE CLINICS Location 5500 EAST KELLOGG AVENUE WICHITA, KANSAS 67218 Date: 12/21/2022 Checked: AJS Drawn: ECO | Project Number 589-704 Building Number 26 Drawing Number AF714 Drawing # 84 OF 190 | Veterans Health Administration |
|-----|----------------------|------|---|--|--|-------------------|--|--|---|---|

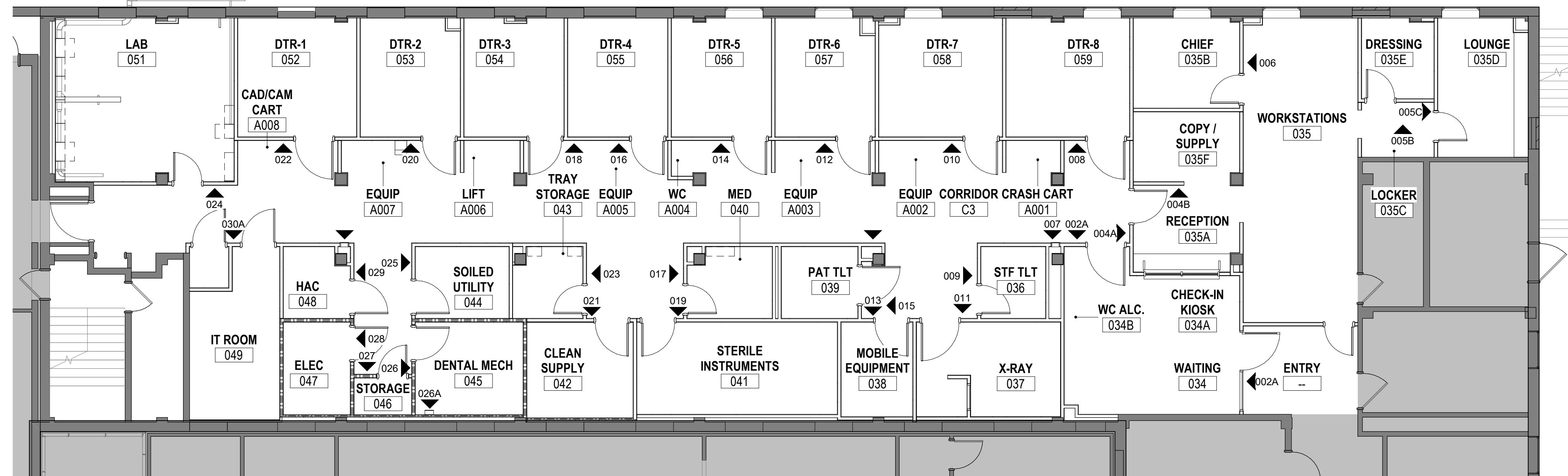
12/20/2022 9:53:43 AM



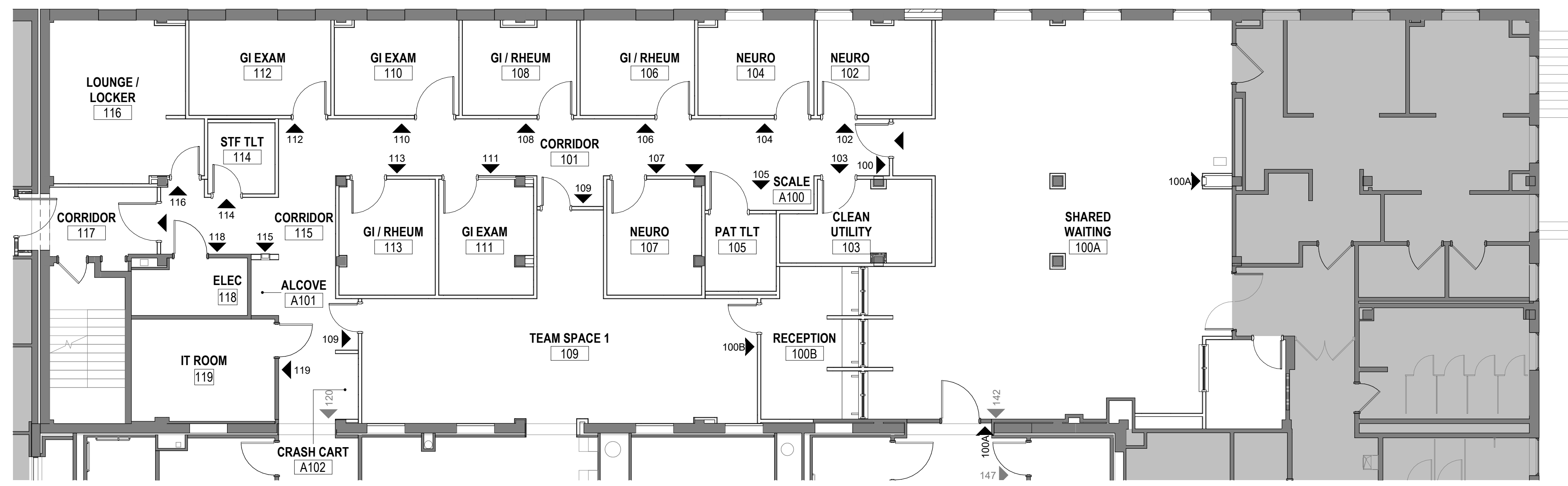
3 GROUND FLOOR - SIGNAGE PLAN - PHASE THREE
1/8" = 1'-0"

| INTERIOR SIGNAGE | | |
|------------------|---------------------|-----------------------|
| REFERENCE NUMBER | SIGN TYPE | ROOM NAME |
| IN-13 | "FIRE EXTINGUISHER" | |
| IN-13 | "RESTROOM" | |
| IN-13 | "EXAM ROOM" | |
| IN-20.01 | "EMERGENCY EXIT" | |
| IN-20.01 | "EMERGENCY EXIT" | |
| 002A | IN-04.01 | "WAITING ROOM" |
| 002A | IN-04.01 | "WAITING ROOM" |
| 004A | IN-04.01 | "RECEPTION" |
| 004B | IN-04.01 | "COPY / SUPPLY" |
| 005B | IN-04.01 | "DRESSING ROOM" |
| 005C | IN-04.01 | "LOUNGE" |
| 006 | IN-04.01 | "CHIEF OFFICE" |
| 007 | IN-13 | "FIRE EXTINGUISHER" |
| 008 | IN-04.01 | "EXAM ROOM" |
| 009 | IN-09.03 | "RESTROOM" |
| 010 | IN-04.01 | "EXAM ROOM" |
| 011 | IN-04.01 | "X-RAY" |
| 012 | IN-04.01 | "EXAM ROOM" |
| 013 | IN-04.01 | "EQUIPMENT ROOM" |
| 014 | IN-04.01 | "EXAM ROOM" |
| 015 | IN-09.03 | "RESTROOM" |
| 016 | IN-04.01 | "EXAM ROOM" |
| 017 | IN-04.01 | "MEDICATION ROOM" |
| 018 | IN-04.01 | "EXAM ROOM" |
| 019 | IN-04.01 | "STERILE INSTRUMENTS" |
| 020 | IN-04.01 | "EXAM ROOM" |
| 021 | IN-04.01 | "CLEAN SUPPLY ROOM" |
| 022 | IN-04.01 | "EXAM ROOM" |
| 023 | IN-03.01 | "ROOM NUMBER" |
| 024 | IN-04.01 | "LAB" |
| 025 | IN-04.01 | "SOILED UTILITY ROOM" |

| INTERIOR SIGNAGE | | |
|------------------|-----------|-----------------------|
| REFERENCE NUMBER | SIGN TYPE | ROOM NAME |
| 026 | IN-04.01 | "DENTAL MECH ROOM" |
| 026A | IN-13 | "FIRE EXTINGUISHER" |
| 027 | IN-03.01 | "ROOM NUMBER" |
| 028 | IN-04.01 | "ELEC ROOM" |
| 029 | IN-04.01 | "HOUSE KEEPING" |
| 030A | IN-03.01 | "ROOM NUMBER" |
| 031 | IN-04.01 | "GUEST SERVICES" |
| 035 | IN-04.01 | "DINING AREA" |
| 037 | IN-13 | "FIRE EXTINGUISHER" |
| 038A | IN-04.01 | "VCS OFFICE" |
| 038B | IN-04.01 | "VCS CHIEF OFFICE" |
| 039 | IN-04.01 | "RETAIL STORE" |
| 039 | IN-04.01 | "RETAIL STORE" |
| 040 | IN-04.01 | "STORAGE" |
| 040 | IN-04.01 | "STORAGE" |
| 041A | IN-04.01 | "KITCHEN" |
| 042 | IN-03.01 | "ROOM NUMBER" |
| 043 | IN-03.01 | "ROOM NUMBER" |
| 044A | IN-04.01 | "COOLING/FREEZER" |
| 045 | IN-13 | "FIRE EXTINGUISHER" |
| 100 | IN-04.01 | "WAITING ROOM" |
| 100A | IN-13 | "FIRE EXTINGUISHER" |
| 100A | IN-04.01 | "WAITING ROOM" |
| 100B | IN-04.01 | "RECEPTION" |
| 102 | IN-04.01 | "EXAM ROOM" |
| 103 | IN-04.01 | "CLEAN UTILITY ROOM" |
| 104 | IN-04.01 | "EXAM ROOM" |
| 105 | IN-09.03 | "RESTROOM" |
| 106 | IN-04.01 | "EXAM ROOM" |
| 107 | IN-04.01 | "EXAM ROOM" |
| 108 | IN-04.01 | "EXAM ROOM" |
| 109 | IN-04.01 | "TEAM SPACE" |
| 109 | IN-04.01 | "TEAM SPACE" |
| 110 | IN-04.01 | "EXAM ROOM" |
| 111 | IN-04.01 | "EXAM ROOM" |
| 112 | IN-04.01 | "EXAM ROOM" |
| 113 | IN-04.01 | "EXAM ROOM" |
| 114 | IN-09.03 | "RESTROOM" |
| 115 | IN-13 | "FIRE EXTINGUISHER" |
| 116 | IN-04.01 | "LOUNGE" |
| 118 | IN-04.01 | "ELEC ROOM" |
| 119 | IN-04.01 | "IT ROOM" |
| 120 | IN-04.01 | "CORRIDOR" |
| 121 | IN-04.01 | "STORAGE" |
| 122 | IN-04.01 | "TEAM SPACE" |
| 122 | IN-04.01 | "TEAM SPACE" |
| 123A | IN-04.01 | "PROCEDURE ROOM" |
| 123B | IN-09.03 | "RESTROOM" |
| 124 | IN-04.01 | "MEDICATION ROOM" |
| 125 | IN-09.03 | "RESTROOM" |
| 126A | IN-04.01 | "EXAM ROOM" |
| 126B | IN-09.03 | "RESTROOM" |
| 127 | IN-04.01 | "SOILED UTILITY ROOM" |
| 128 | IN-04.01 | "HOUSE KEEPING" |
| 129A | IN-04.01 | "ROOM NUMBER" |
| 129B | IN-04.01 | "ROOM NUMBER" |
| 130 | IN-04.01 | "HOME OXYGEN CLINIC" |
| 131 | IN-04.01 | "EXAM ROOM" |
| 132 | IN-04.01 | "EXAM ROOM" |
| 133 | IN-04.01 | "EXAM ROOM" |
| 134 | IN-04.01 | "EXAM ROOM" |
| 135 | IN-04.01 | "CLEAN UTILITY ROOM" |
| 136 | IN-04.01 | "EXAM ROOM" |
| 137 | IN-04.01 | "EXAM ROOM" |
| 138 | IN-04.01 | "EXAM ROOM" |
| 139 | IN-04.01 | "EXAM ROOM" |
| 140 | IN-04.01 | "EXAM ROOM" |
| 141A | IN-04.01 | "CONSULT ROOM" |
| 141B | IN-03.01 | "ROOM NUMBER" |
| 142 | IN-04.01 | "CORRIDOR" |
| 143A | IN-04.01 | "CONSULT ROOM" |
| 143B | IN-03.01 | "ROOM NUMBER" |
| 144 | IN-04.01 | "CONSULT ROOM" |
| 145 | IN-04.01 | "EXAM ROOM" |
| 146 | IN-09.03 | "RESTROOM" |
| 147 | IN-03.01 | "ROOM NUMBER" |



2 GROUND FLOOR - SIGNAGE PLAN - PHASE TWO
1/8" = 1'-0"



1 FIRST FLOOR - SIGNAGE PLAN - PHASE TWO
1/8" = 1'-0"

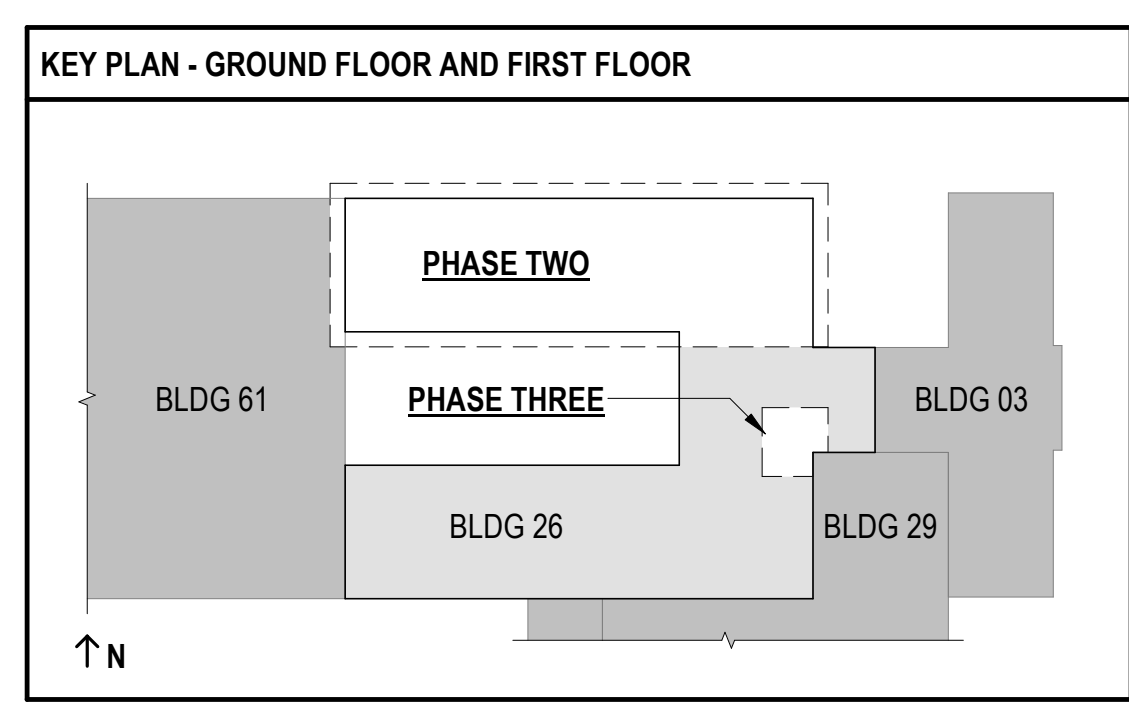
SIGNAGE PLAN NOTES

COMPLY WITH AMERICAN WITH DISABILITIES ACT (ADA) AND WITH CODE PROVISIONS AS ADOPTED BY AUTHORITIES HAVING JURISDICTION.

- ALL SIGNS LOCATED NEXT TO A DOOR WILL BE HUNG 2" FROM THE STRIKE SIDE OF THE DOOR FRAME.
- TACTILE CHARACTERS ON SIGNS SHALL BE LOCATED 48" MINIMUM ABOVE THE FINISHED FLOOR, MEASURED FROM THE BASELINE OF THE LOWEST TACTILE CHARACTER AND 60 INCHES MAXIMUM ABOVE THE FINISHED TACTILE CHARACTER FROM THE BASELINE OF THE HIGHEST TACTILE CHARACTER.
- ROOM NUMBERS WILL BE ASSIGNED BY OWNER, VERIFY BEFORE SIGN PRODUCTION BEGINS.

PHASING AND PROJECT SCOPE LEGEND

AREAS OF WORK OUTSIDE OF CURRENT PHASE OR OUTSIDE OF PROJECT SCOPE SHOWN. REFERENCE G101 - PHASING PLANS FOR MORE INFORMATION.



FULLY SPRINKLERED
100% BID SET

| | | | | | | | | |
|-----|----------------------|------|--|--|---|--|---|---|
| NO. | REVISION DESCRIPTION | DATE | CONSULTANTS: STRUCTURAL / CIVIL ENGINEER: H2B, INC. 1225 N. LOOP WEST, SUITE 800 HOUSTON, TX 77008 (713) 864-2900 MECH / ELEC / PLUMB / TECH ENGR: SPUR DESIGN 25219 MADISON AVENUE, SUITE 100 KANSAS CITY, MO 64108 (913) 959-7200 FIRE PROTECTION ENGINEER: POOLE FIRE PROTECTION, INC. 19910 WEST 161ST STREET OLATHE, KANSAS 66062 (913) 829-8690 INDUSTRIAL HYGIENIST: RIVERFRONT HEALTH & SAFETY 1159 OLIVE STREET, ST. LOUIS, MO 63101 (314) 436-9492 HEALTHCARE PLANNER: INNOVA GROUP 3198 N. SIWAN ROAD TUCSON, AZ 85712 (520) 886-8650 PHYSICAL SECURITY: FORCE PROTECT 10901 FRONT BEACH ROAD, STE 1415 PANAMA CITY, FL 32407 (502) 836-4232 | | ARCHITECT: SPUR DESIGN, LLC 312 SW 25TH STREET Oklahoma City, OK 73109 (405) 842-6100 <small>KS ARCH REG. NO. A-930, EXP. 12/31/2023 KS ENGR REG. NO. E-2586, EXP. 12/31/2023</small> | Drawing Title PHASE TWO & THREE- SIGNAGE PLANS Project Title CONSTRUCT INFILL OF BUILDING 26 AND RENOVATE SPECIALTY CARE CLINICS Location 5500 EAST KELLOGG AVENUE WICHITA, KANSAS 67218 Date: 12/21/2022 Checked: AJS Drawn: ECO | Project Number 589-704 Building Number 26 Drawing Number AF715 Drawing # 85 OF 190 | Veterans Health Administration |
|-----|----------------------|------|--|--|---|--|---|---|

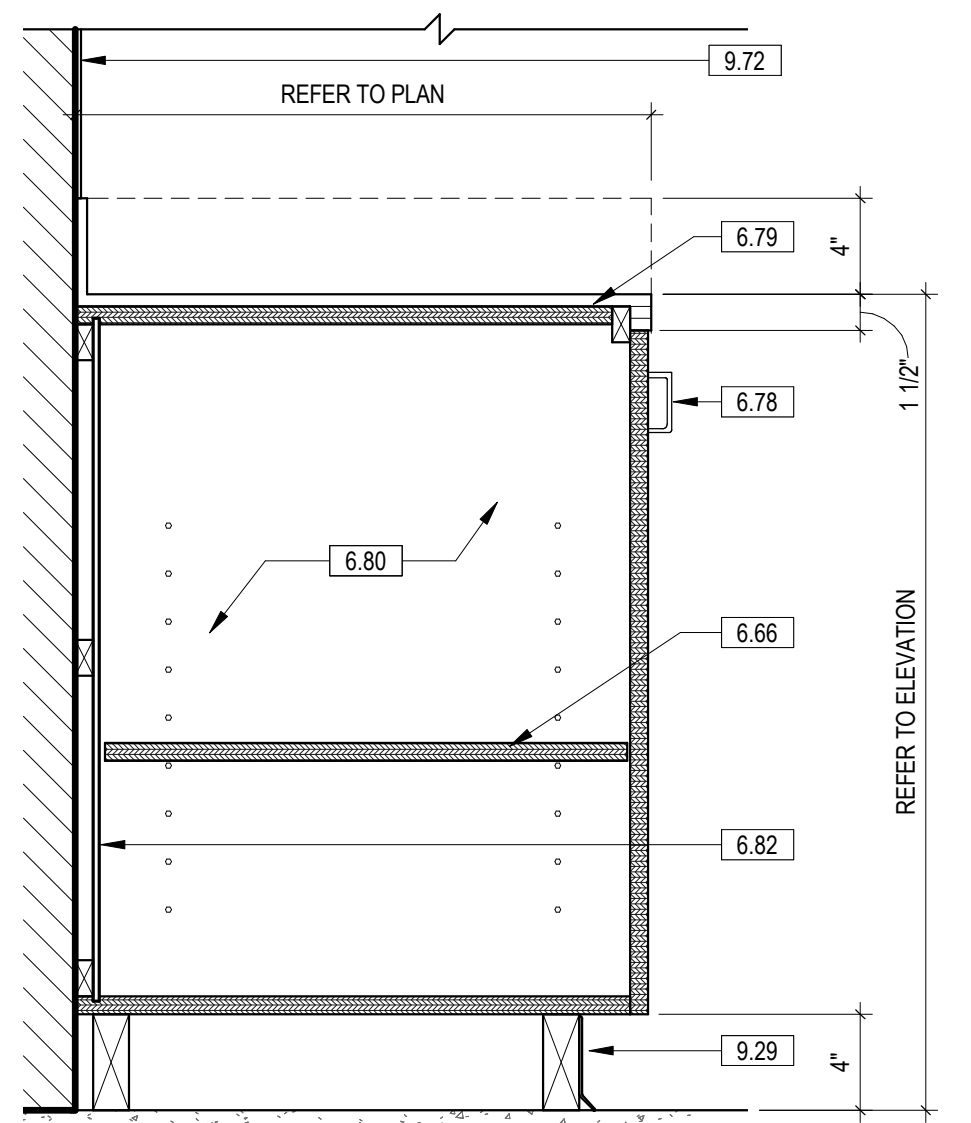
12/20/2022 9:53:47 AM

VA FORM 08-6231

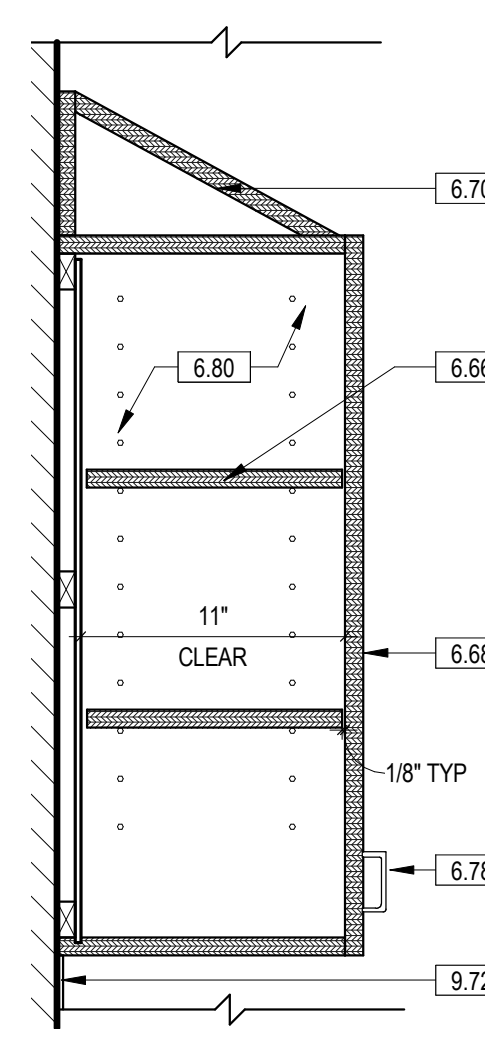
- GENERAL MILLWORK NOTES**
- FIELD VERIFY DIMENSIONS PRIOR TO FABRICATION OF MILLWORK.
 - COORDINATE LOCATION OF RECEPTACLES WITH ELECTRICAL DRAWINGS.
 - REFERENCE INTERIOR ELEVATIONS FOR FINISH MATERIAL TAGS.
 - ALL UPPER MILLWORK WHERE NOT RECEIVED BY A FURR DOWN SHALL HAVE SLOPED TOP.
 - NO PLASTIC HARDWARE, BRACKETS OR CLIPS WILL BE ACCEPTED.
 - ALL DRAWERS SHALL BE ON HEAVY DUTY FULL EXTENSION METAL GLIDES WITH SOFT CLOSERS UNLESS NOTED OTHERWISE.
 - USE CONCEALED CABINET HINGES U.N.O.
 - MILLWORK SHALL BE PER THE QUALITY AND GRADE CONSTRUCTION STANDARDS AS SPECIFIED IN THE PROJECT MANUAL. STRICT ADHERENCE TO THIS STANDARD SHALL BE ENFORCED. ANY DEVIATIONS FROM THIS BASE STANDARD, IF NOT SPECIFICALLY SHOWN WITHIN THESE DRAWINGS WILL NOT BE ACCEPTED.
 - ALL SURFACES EXPOSED TO VIEW, INCLUDING THOSE SURFACES EXPOSED TO VIEW WHILE IN A SEATED POSITION, SHALL HAVE A FINISHED SURFACE TO MATCH OTHER ADJACENT FINISHED SURFACES.
 - ALL COUNTERTOPS TO BE CONSTRUCTED WITH A 1/4" RADIUS DOUBLE ROUND EDGE DETAIL U.N.O.
 - ALL CABINETS TO HAVE MELAMINE CABINET LINER ON ALL INTERIOR SURFACES.

KEYNOTE LEGEND

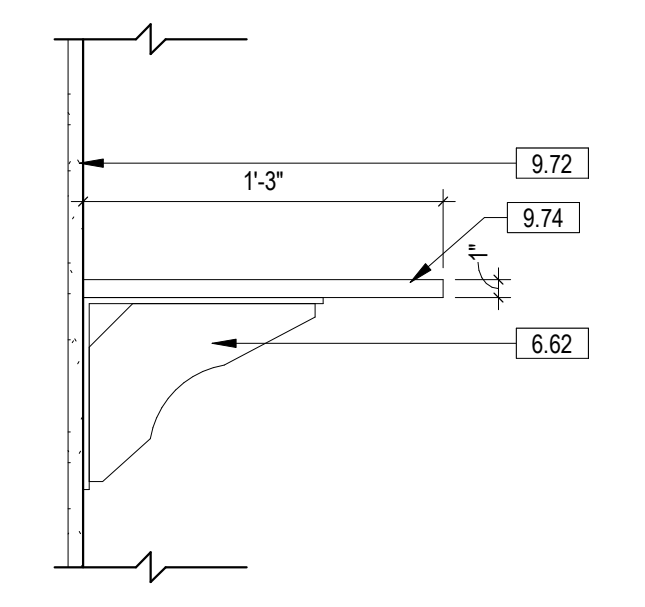
| | |
|------|--|
| 6.02 | FIRE-RATED PLYWOOD SHEATHING |
| 6.04 | 3/4" PLYWOOD SHEATHING |
| 6.11 | WOOD BLOCKING |
| 6.60 | METAL BLOCKING AS REQUIRED |
| 6.62 | METAL BRACKET FOR SUPPORT |
| 6.63 | DRAWERS, DOORS, AND CABINET BODY: PLASTIC LAMINATE AS SCHEDULED ON 3/4" MARINE GRADE PLYWOOD |
| 6.64 | DRAWERS AND CABINET BODY: PLASTIC LAMINATE AS SCHEDULED ON 3/4" MARINE GRADE PLYWOOD |
| 6.66 | ADJUSTABLE SHELVING ON STANDARDS |
| 6.68 | DOORS AND CABINET BODY: PLASTIC LAMINATE AS SCHEDULED ON 3/4" MARINE GRADE PLYWOOD |
| 6.70 | SLOPED TOP, TYP |
| 6.78 | CABINET FULL HARDWARE |
| 6.79 | COUNTERTOP AS SCHEDULED |
| 6.80 | MELAMINE CABINET INTERIOR TO MATCH PLASTIC LAMINATE |
| 6.81 | WALL BEYOND |
| 6.82 | MELAMINE TO MATCH PLASTIC LAMINATE ON 3/4" PLYWOOD |
| 9.29 | BASE AS SCHEDULED |
| 9.47 | RP1, REFERENCE SHEET AFF11 FOR FINISH LEGEND AND FINISH SCHEDULES |
| 9.72 | FINISH AS SCHEDULED |
| 9.73 | WALL AS SCHEDULED |
| 9.74 | STAINLESS STEEL SHELF |



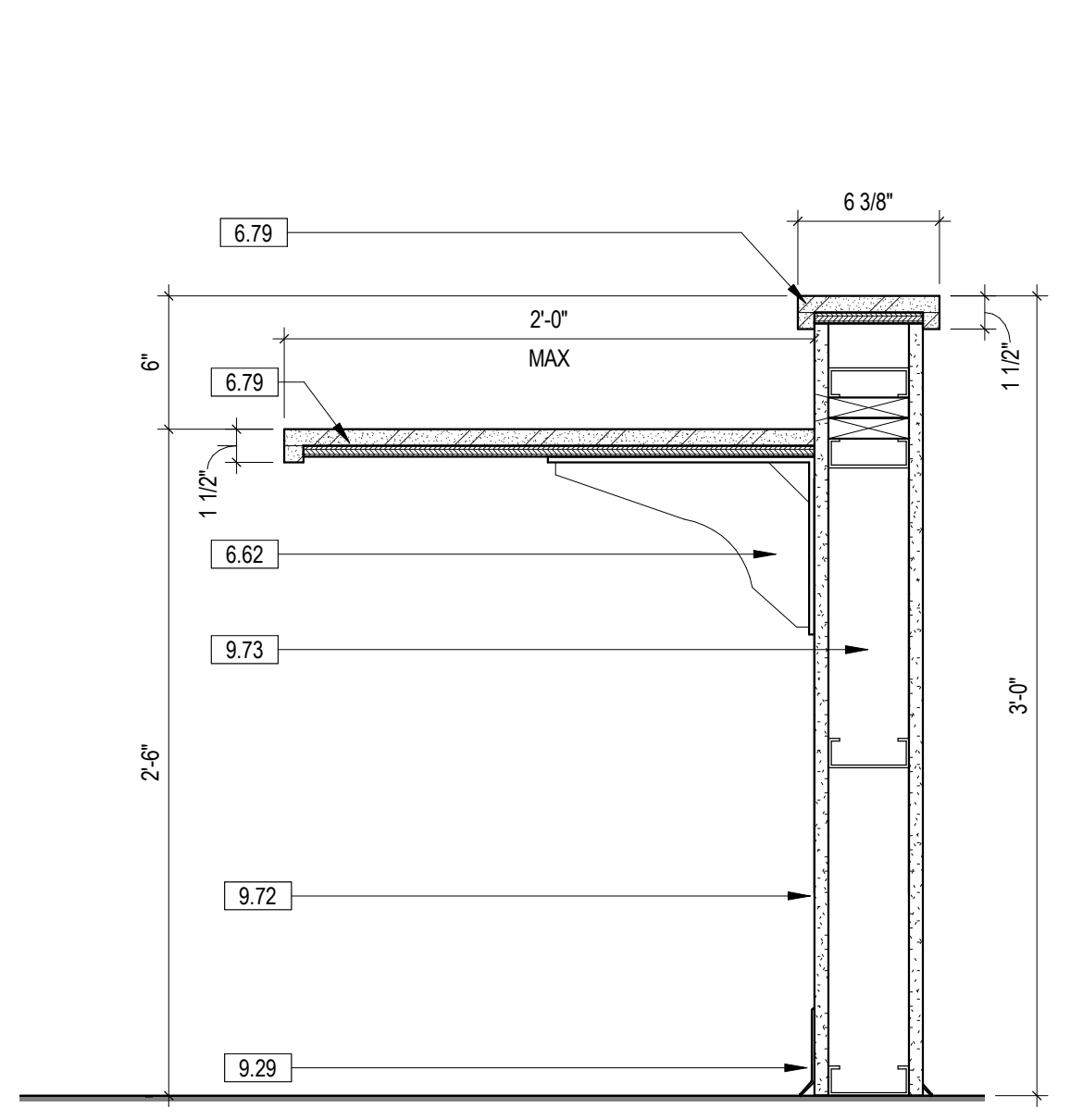
11 BASE CABINET - DOOR AND DRAWER
1 1/2" = 1'-0"



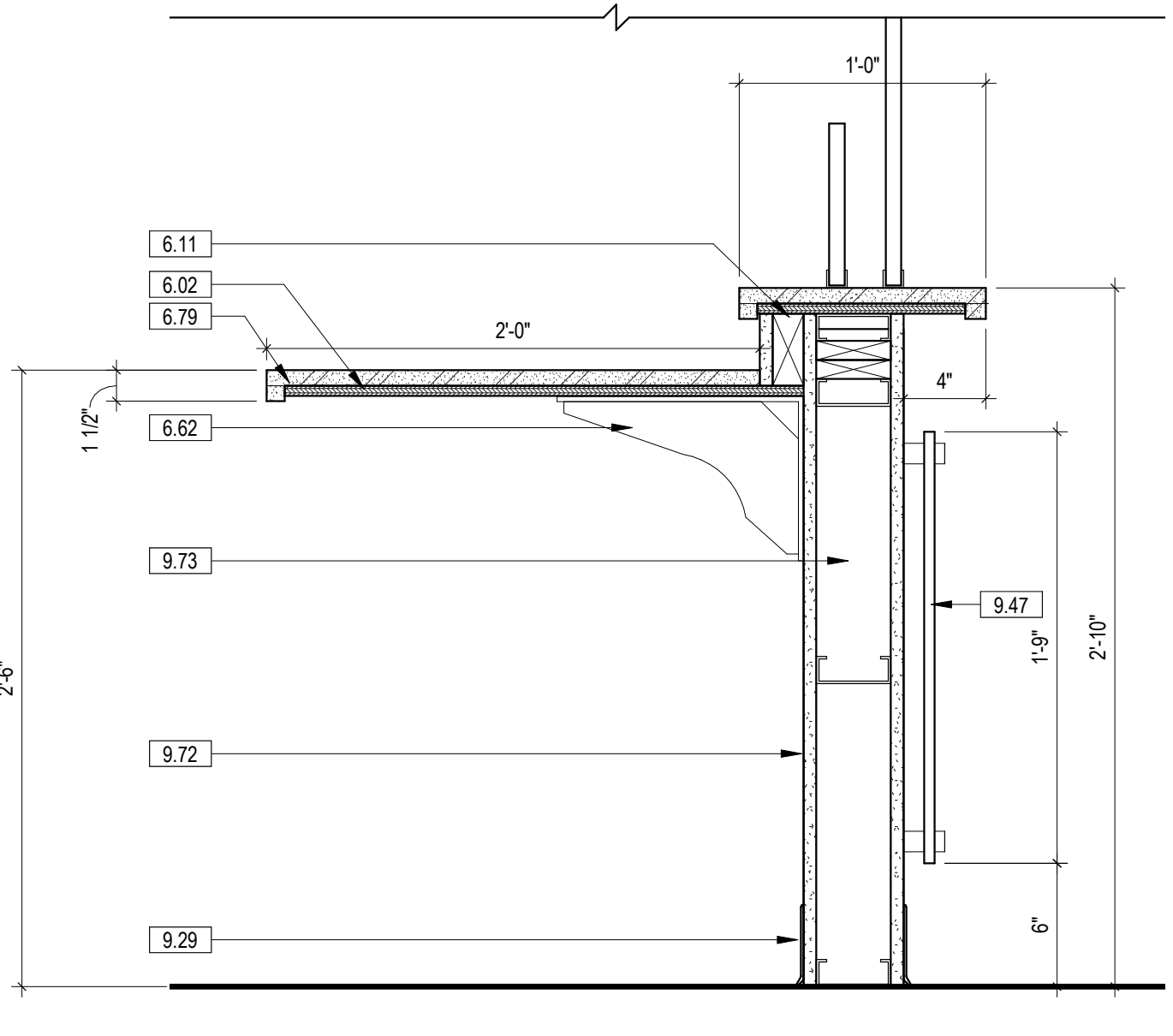
10 UPPER CABINET
1 1/2" = 1'-0"



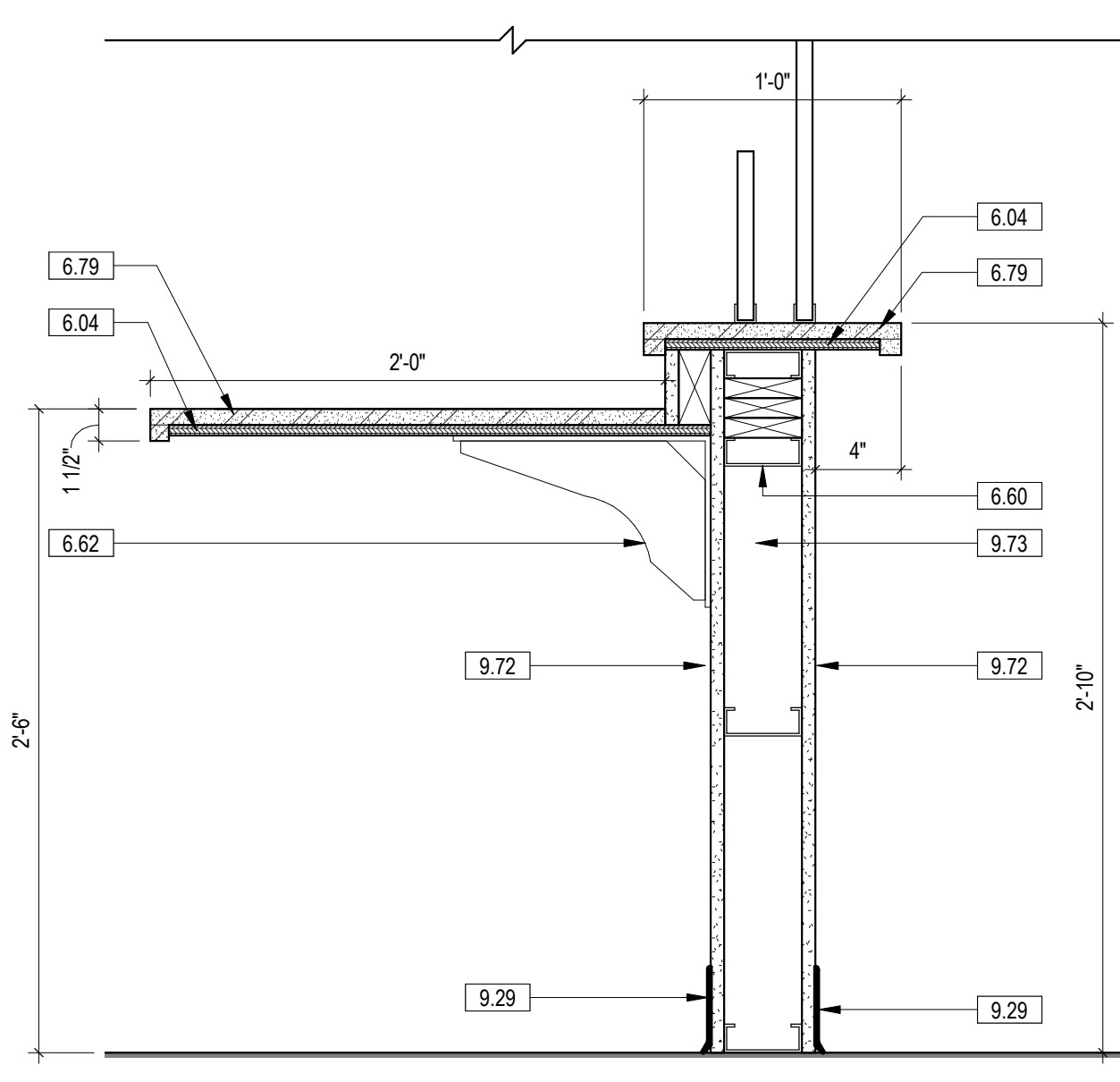
9 OVERHEAD SHELF
1 1/2" = 1'-0"



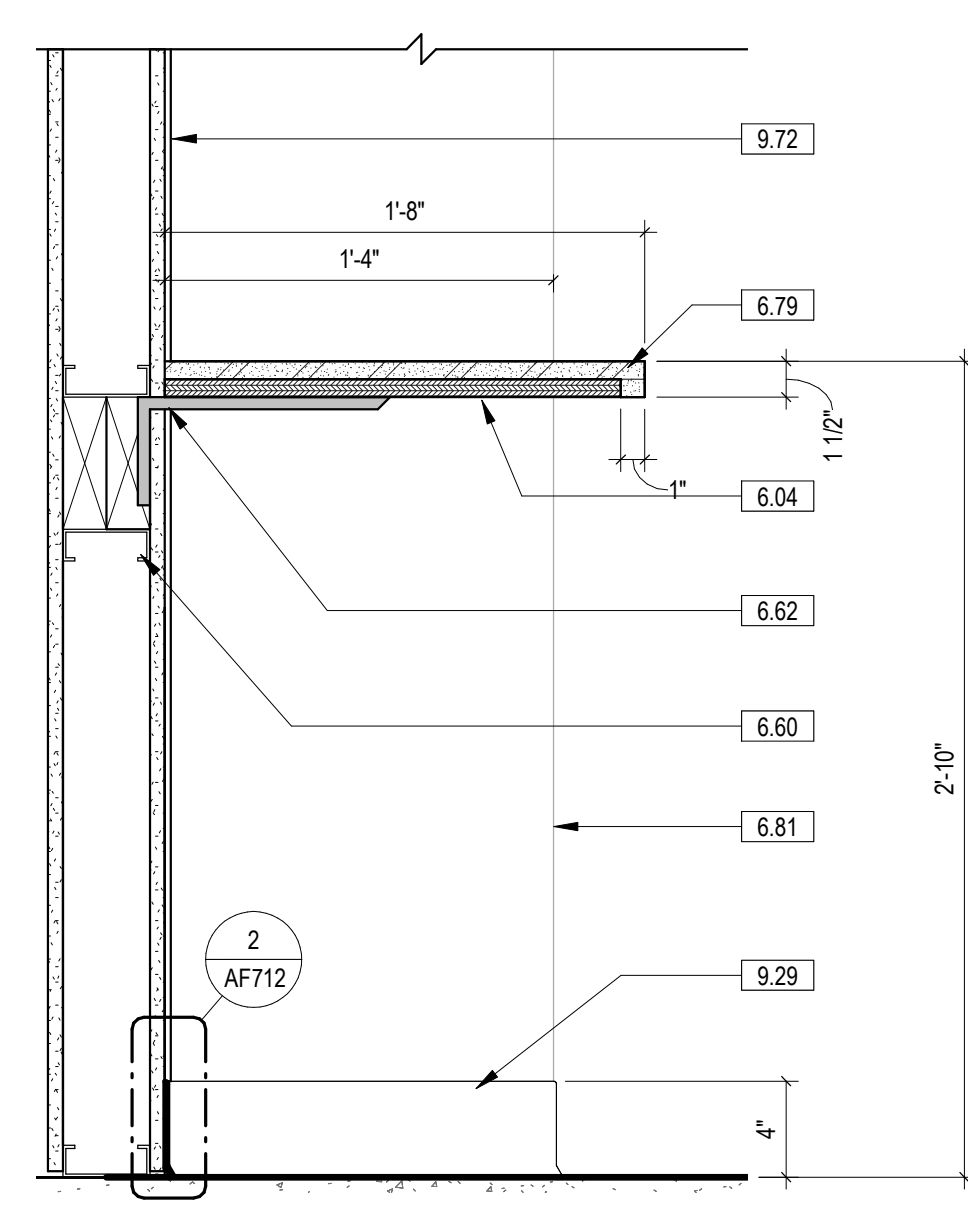
8 POLICE WORKSTATION
1 1/2" = 1'-0"



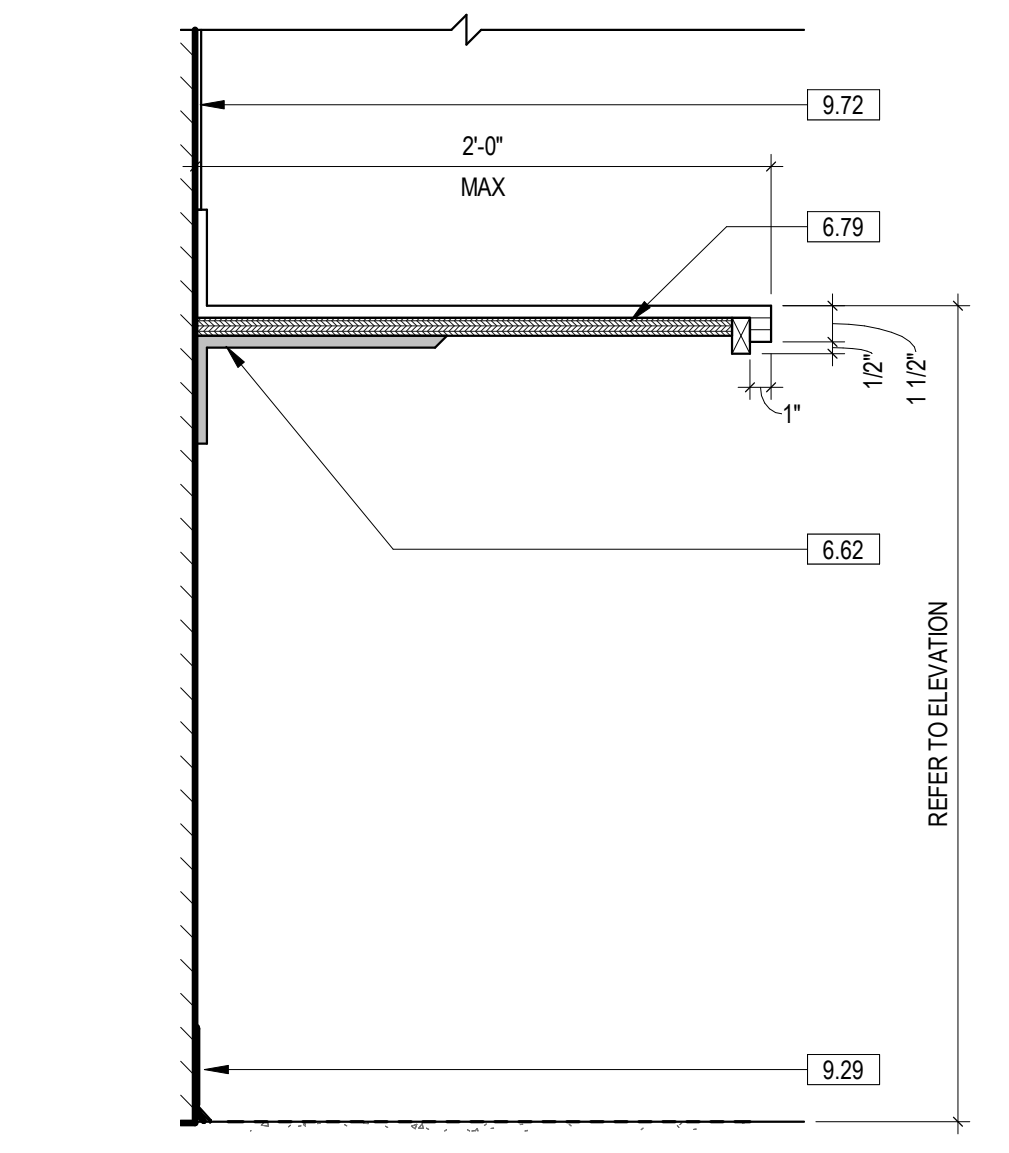
7 RECEPTION COUNTER - SPECIALTY CLINIC
1 1/2" = 1'-0"



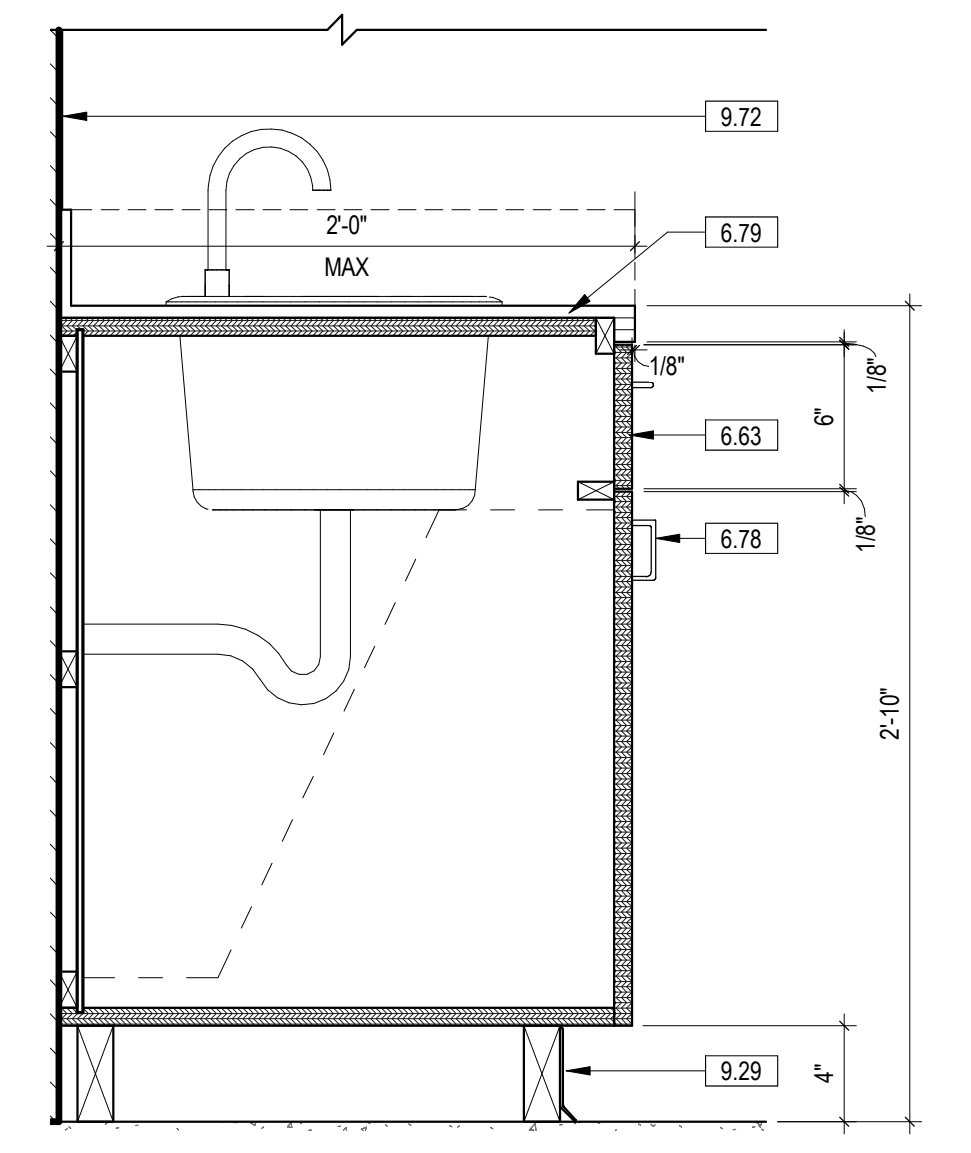
6 RECEPTION COUNTER - DENTAL
1 1/2" = 1'-0"



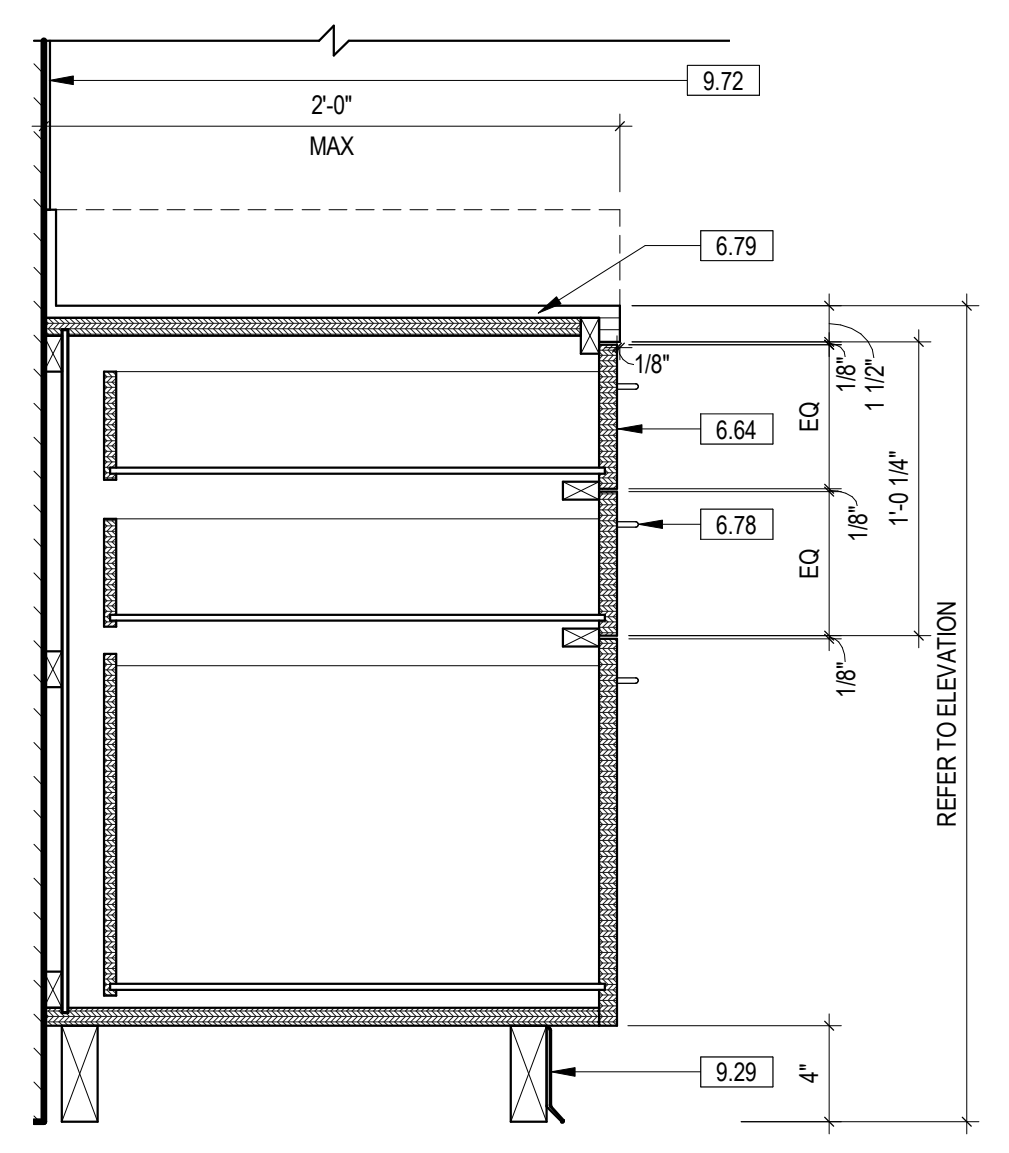
5 DINING AREA WALL COUNTER
1 1/2" = 1'-0"



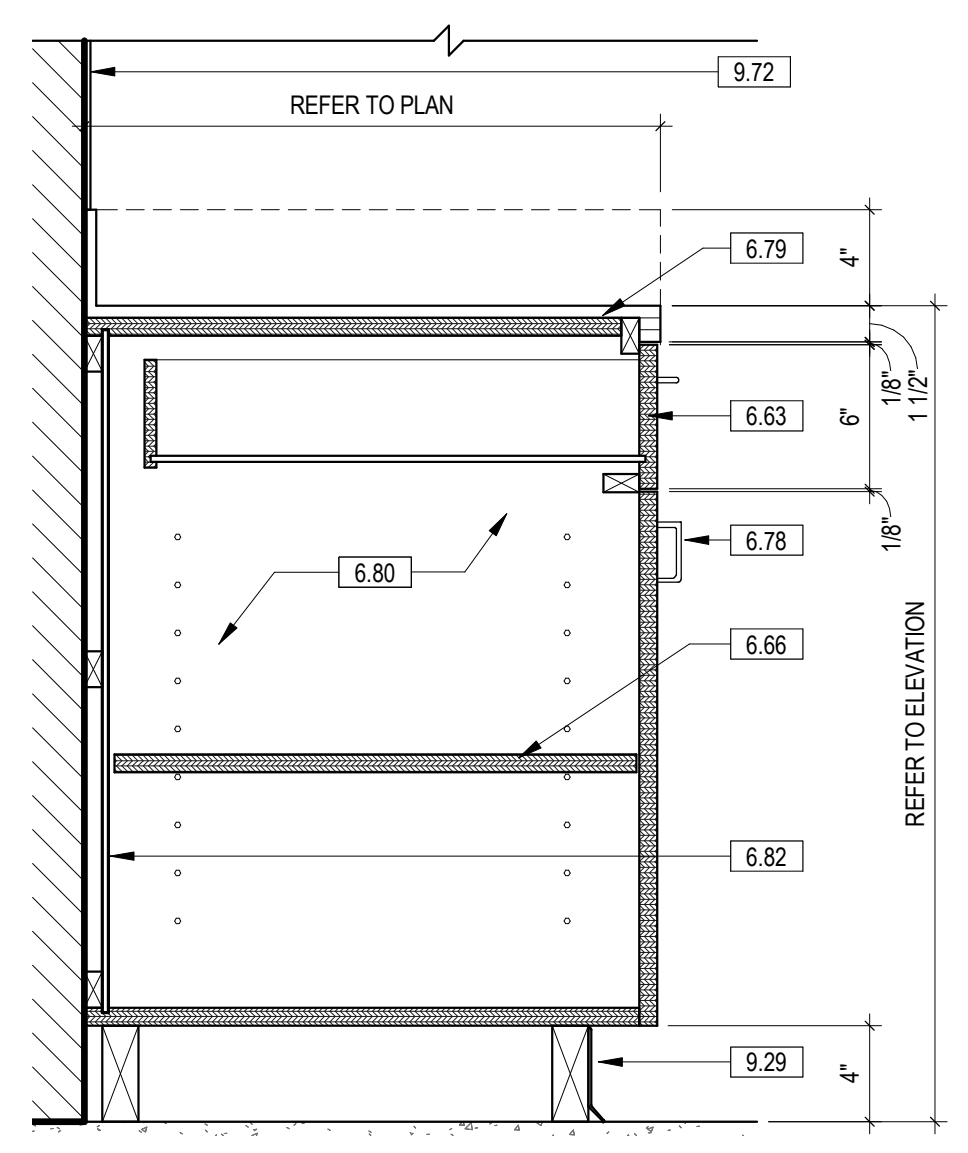
4 COUNTERTOP - OPEN BELOW
1 1/2" = 1'-0"



3 BASE CABINET - EXAM SINK
1 1/2" = 1'-0"




2 BASE CABINET - THREE DRAWER
1 1/2" = 1'-0"



1 BASE CABINET - DOOR AND DRAWER
1 1/2" = 1'-0"

FULLY SPRINKLERED
100% BID SET

| | | | | | | | | | | | | | |
|-----|----------------------|------|---|--|--|-------------------|-------------|---------------|---|---|----------------------------------|------------------------------|--------------------------------|
| NO. | REVISION DESCRIPTION | DATE | CONSULTANTS: | | | ARCHITECT: | SPUR # 2016 | STAMP: | Drawing Title MILLWORK SECTIONS & DETAILS | Project Title CONSTRUCT INFILL OF BUILDING 26 AND RENOVATE SPECIALTY CARE CLINICS | Project Number 589-704 | Building Number 26 | Drawing Number AF901 |
| | | | STRUCTURAL / CIVIL ENGINEER H2B, INC. 1225 N. LOOP WEST, SUITE 800 HOUSTON, TX 77008 (713) 864-2900 | MECH / ELEC / PLUMB / TECH ENGR SPUR DESIGN 25219 MADISON AVENUE, SUITE 100 KANSAS CITY, MO 64108 (913) 369-7200 | FIRE PROTECTION ENGINEER POOLE FIRE PROTECTION, INC. 19910 WEST 161ST STREET OLATHE, KANSAS 66062 (913) 829-8690 | | | | | | | | |



12/20/2022 9:53:51 AM

