

ABBREVIATIONS

A	ARCHITECT / ENGINEER AREA DRAIN ABOVE FINISHED FLOOR ABOVE FINISHED GRADE AIR GAP ACCESS PANEL AUTOMATIC SPRINKLER ADJUSTABLE SPEED DRIVES AUTOMATIC SPRINKLER DRAIN AMERICAN SOCIETY OF HEATING, REFRIGERATION, AIR CONDITIONING ENGINEERS AMERICAN SOCIETY OF MECHANICAL ENGINEERS AMERICAN SOCIETY OF PLUMBING ENGINEERS AUTOMATIC SPRINKLER RISER ACID VENT ACID WASTE	D	DOMESTIC COLD WATER DRAINAGE FIXTURE UNITS DOMESTIC HOT WATER DOMESTIC HOT WATER RETURN DOMESTIC HOT WATER SUPPLY DEIONIZED WATER DOWN DOWNSPOUT DISHWASHER DRAWING DOMESTIC WATER HEATER DRINKING WATER RETURN DRINKING WATER SUPPLY DRAIN WASTE VENT
B	REDUCED PRESSURE BACKFLOW PREVENTER BRAKE HORSEPOWER BLACK STEEL PIPE BATHUB BRITISH THERMAL UNIT BRITISH THERMAL UNIT PER HOUR	E	ELEVATION ENERGY MONITORING AND CONTROL SYSTEM ENVIRONMENTAL PROTECTION AGENCY ESCORT ESCUTCHEON EMERGENCY SHOWER EXPANSION TANK EXISTING TO REMAIN ELECTRIC WATER HEATER EYE WASH STATION EYE WASH DRENCH SHOWER EXISTING
C	CENTIGRADE (CELSIUS) COMPRESSED AIR COMPRESSED GAS ASSOCIATION CUBIC FEET PER MINUTE CAST IRON CLEANOUT CLINICAL SINK CONTROL VALVE	F	FAHRENHEIT FLOOR CLEANOUT FILTERED COLD WATER FLOOR DRAIN FIRE DEPARTMENT (HOSE) CONNECTION FROM FLOOR ABOVE FROM FLOOR BELOW FLOW METER FUEL OIL PUMP FUEL OIL RETURN FUEL OIL SUPPLY FUEL OIL VENT FLOOR SINK FLOW SWITCH FIXTURE UNITS

G	GALLONS GRADE CLEANOUTS GALLONS PER DAY GALLONS PER HOUR GALLONS PER MINUTE GAS PRESSURE REGULATOR GAS REGULATOR STATION GREASE TRAP GAS VENT THROUGH ROOF GREASE WASTE GAS FIRED UNIT HEATER	H	HOT & COLD WATER HOSE BIBB HUB DRAIN HORSEPOWER HAND SINK HOT WATER STORAGE TANK (DOMESTIC) HOT WATER BOILER HOT WATER CIRCULATING PUMP HOT WATER PUMP HEAT EXCHANGER HYDRANT
I	INSIDE DIAMETER INVERT ELEVATION INDUSTRIAL COLD WATER INDUSTRIAL HOT WATER INVERT INTERNATIONAL PLUMBING CODE IRRIGATION WATER INDIRECT WASTE INSTANTANEOUS WATER HEATER INDUSTRIAL WATER RETURN INDUSTRIAL WATER SUPPLY	J	INTENTIONALLY LEFT BLANK
K	KILOWATT KILOWATT HOUR	L	LITERS PER SECOND (OR LITERS/SECOND) LABORATORY AIR LABORATORY POUNDS PER HOUR LABORATORY COLD WATER LABORATORY HOT WATER LIQUID NATURAL GAS LIQUID OXYGEN LABORATORY VACUUM LOW WATER

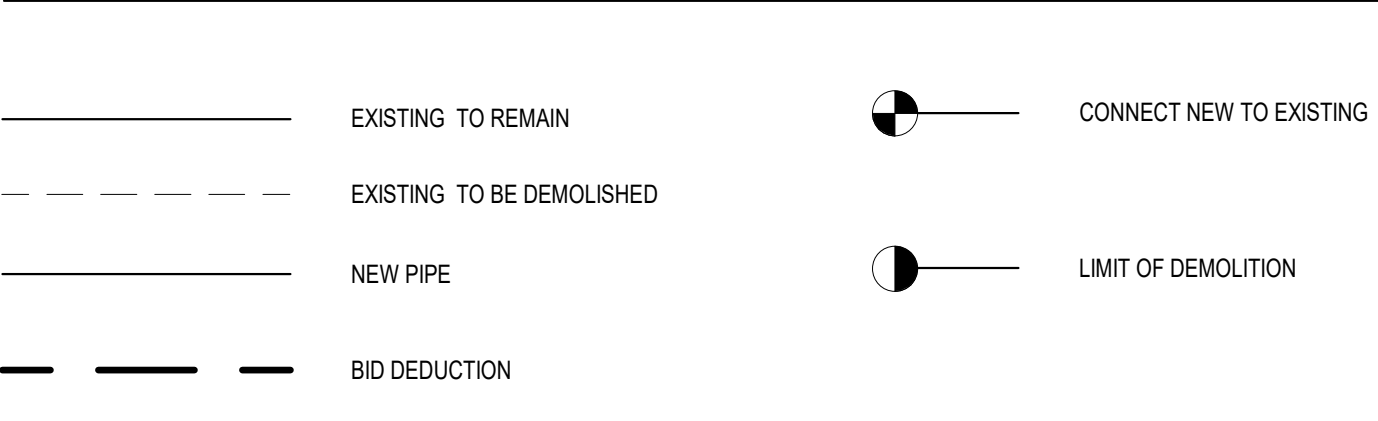
M	METER S1 UNIT MEDICAL AIR MANUAL AIR VENT 1000 BTUH MEDICAL MECHANICAL EQUIPMENT ROOM MANHOLE MEMORANDUM OF UNDERSTANDING MOP SERVICE BASIN MEDICAL VACUUM	N	NITROGEN NORMALLY CLOSED NATURAL GAS NOT IN CONTRACT NORMALLY OPEN NOMINAL NON-POTABLE WATER NOT TO SCALE
O	OXYGEN ON CENTER OUTSIDE DIAMETER OVERFLOW DRAIN OPERATING ROOM OVERFLOW	P	PASCAL PRESSURE DROP PLUMBING AND DRAINAGE INSTITUTE PRESSURE GAGE PLUMBING PUMP PRESSURE REDUCING STATION PARTS PER MILLION GAS PRESSURE REGULATOR PRESSURE REDUCING VALVE POUNDS PER SQUARE INCH - ABSOLUTE POUNDS PER SQUARE INCH - GAGE PRESSURE TEMPERATURE RELIEF VALVE POTABLE WATER
Q	INTENTIONALLY LEFT BLANK	R	ROOF DRAIN ROOF DRAIN LEADER ROOF LEADER RECIRCULATION PUMP REVERSE OSMOSIS RAIN WATER LEADER

T	TEMPERATURE CONTROL VALVE TEMPERATURE DIFFERENCE TRENCH DRAIN TOTAL DYNAMIC HEAD TEMPERATURE TO FLOOR ABOVE TO FLOOR BELOW THERMOSTATIC MIXING VALVE TRAP PRIMER THERMOSTAT TEMPERED WATER RETURN TEMPERED WATER SUPPLY TYPICAL	X	INTENTIONALLY LEFT BLANK
U	UNDER FLOOR	Y	YARD CLEANOUT YARD HYDRANT
V	VENT VACUUM VACUUM BREAKER VACUUM CLEANER OUTLET VACUUM PUMP VENT STACK VARIABLE SPEED DRIVE VENT THROUGH ROOF	Z	INTENTIONALLY LEFT BLANK
W	WASTE WATER CLOSET WALL CLEANOUT WATER GAGE WALL HYDRANT WATER HEATER WATER HAMMER ARRESTER WATER LINE WATER METER WATER SIDE PRESSURE DROP WASTE STACK WATER SUPPLY FIXTURE UNITS	1	ROOM TAG

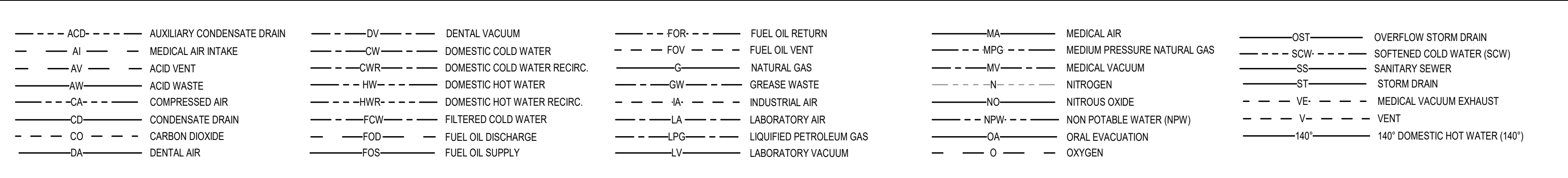
GENERAL ANNOTATIONS

1	OWNER FURNISHED CONTRACTOR INSTALLED EQUIPMENT DESIGNATION
XX-1	PLUMBING EQUIPMENT DESIGNATION
1 XX-XX	DETAIL NUMBER SHEET NUMBER
1 PL-100	SECTION NUMBER SHEET NUMBER

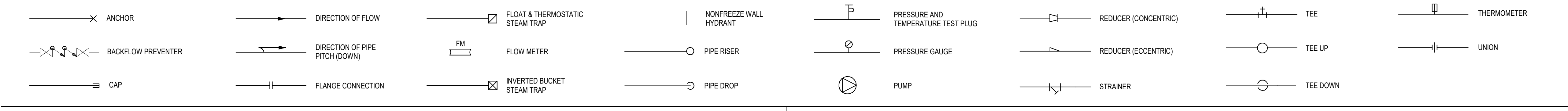
GENERAL PIPING SYMBOLS



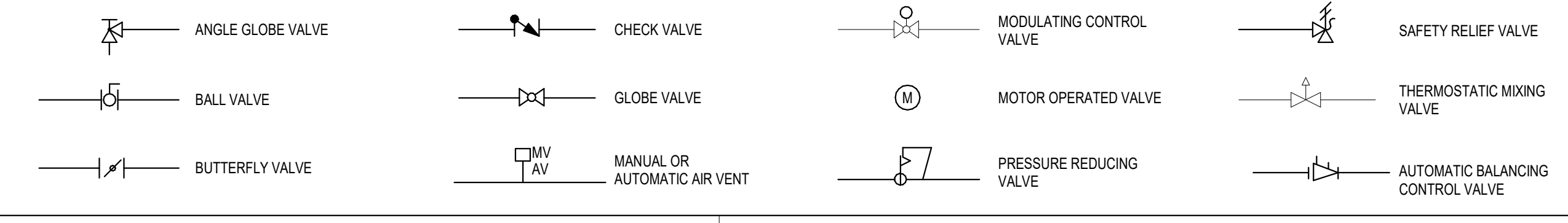
PLUMBING PIPING TYPES



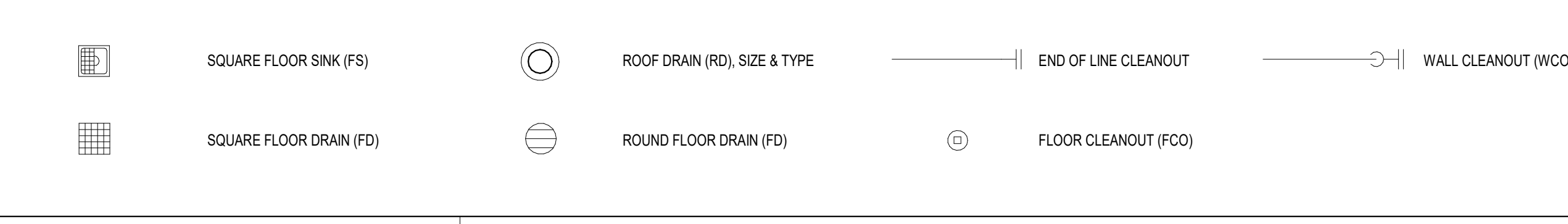
PLUMBING PIPING SYMBOLS



PLUMBING VALVE SYMBOLS



PLUMBING CLEANOUT AND DRAIN SYMBOLS



DEMOLITION GENERAL NOTES:

- A. VERIFY EXISTING CONDITIONS PRIOR TO BEGINNING WORK. NOTIFY GENERAL CONTRACTOR REGARDING CONFLICTS BEFORE PROCEEDING WITH WORK.
- B. VERIFY SIZE AND LOCATION OF EXISTING UTILITIES PRIOR TO START OF DEMOLITION. RELOCATE, REMOVE AND ADJUST MECHANICAL AND ELECTRICAL ITEMS AS NECESSARY TO COORDINATE WITH NEW WORK.
- C. AFTER DEMOLITION IS COMPLETE, PATCH AND REPAIR FINISHES TO MATCH EXISTING CONDITIONS.
- D. COORDINATE DEMOLITION WITH GENERAL CONTRACTOR. NOTIFY GENERAL CONTRACTOR AND OWNER IF A SHUTDOWN OF UTILITIES IS REQUIRED.
- E. PROTECT EXISTING UTILITIES TO REMAIN FROM DAMAGE DURING DEMOLITION.
- F. TEMPORARILY MOVE OR TAKE EQUIPMENT OUT OF SERVICE AS NECESSARY TO COMPLETE WORK.
- G. SAWCUT CONCRETE FLOOR AS REQUIRED FOR DEMOLITION WORK INDICATED. COORDINATE WITH NEW PLUMBING BEFORE CUTTING ANY FLOOR. CONTRACTOR TO X-RAY FLOORS FOR ANY STRUCTURAL CONFLICTS BEFORE SAW CUTTING FLOOR.

GENERAL NOTES:

- A. PIPE ROUTING SHOWN IS SCHEMATIC AND IS NOT INTENDED TO INDICATE EXACT ROUTING. CONTRACTOR TO PROVIDE ANY ADDITIONAL OFFSETS AND FITTINGS REQUIRED.
- B. ALL PIPING SHALL BE COORDINATED WITH CIVIL UTILITY PIPING, FIRE PROTECTION, DUCTWORK, MECHANICAL PIPING, LIGHTING, STRUCTURAL AND ARCHITECTURAL SYSTEMS.
- C. PIPE CLEANOUTS SHALL BE LINE SIZE (8" MAX), LOCATE 100' APART MAXIMUM FOR SIZES UP THROUGH 6".
- D. PLUMBING VENTS THROUGH ROOF (VTR) SHALL BE 3" MINIMUM. SMALLER VTR'S INDICATED SHALL INCREASE TO 3" PIPE, 12" BELOW ROOF.
- E. ACCESS PANELS SHALL BE PROVIDED FOR ALL WATER HAMMER ARRESTORS LOCATED IN WALLS TO ACCESS EQUIPMENT. PANEL SHALL BE AS LARGE AS PRACTICAL FOR THE FUNCTION THEY ARE INTENDED.
- F. DO NOT SCALE DRAWINGS; SEE ARCHITECTURAL FLOOR PLAN FOR DIMENSIONS.
- G. ALL PLUMBING WORK SHALL COMPLY WITH THE 2009 INTERNATIONAL PLUMBING CODE.
- H. PIPE ROUTING IS SCHEMATIC AS SHOWN AND IS NOT INTENDED TO INDICATE EXACT ROUTING. CONTRACTOR SHALL PROVIDE ANY ADDITIONAL OFFSET AND FITTINGS REQUIRED FOR PROPER INSTALLATION AND TO MAINTAIN CLEARANCES.


MEDICAL GAS NOTES:

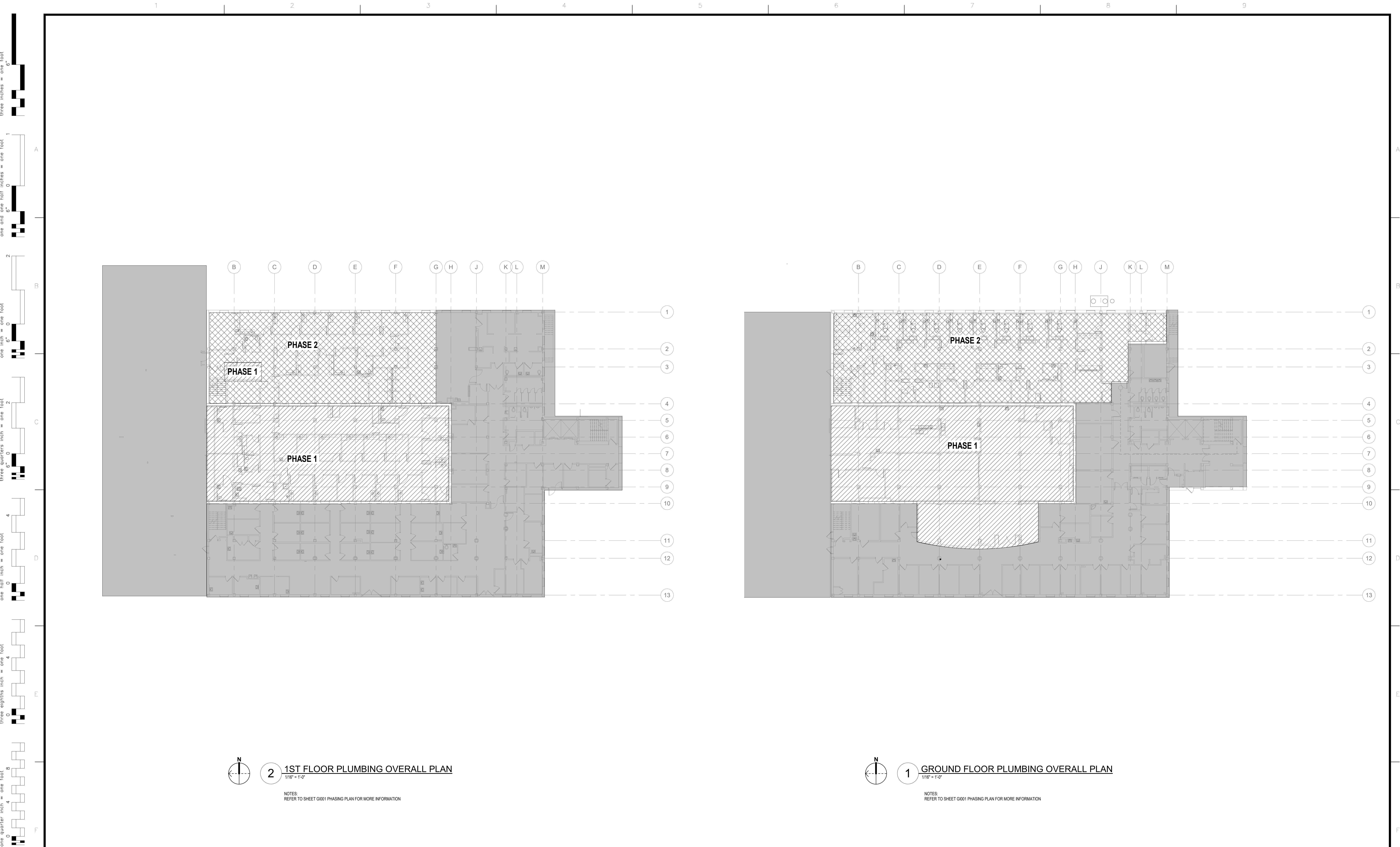
- A. WORK SHOWN ON DRAWINGS TO COORDINATE WITH WORK OF ALL OTHER TRADES AND ACTUAL CONDITIONS.
- B. VERIFY LOCATION AND SIZE OF ALL EXISTING MEDICAL GAS SERVICES INDICATED TO BE EXTENDED, ROUGHED IN OR REVISED FOR NEW WORK.
- C. OBTAIN CERTIFIED INSTALLATION DRAWINGS OF ALL MEDICAL EQUIPMENT REQUIRING CONNECTION TO MEDICAL GAS PIPING SYSTEMS. FOLLOW REQUIREMENTS AND RECOMMENDATIONS OF EQUIPMENT MANUFACTURER. ANY CONFLICTS BETWEEN DRAWINGS AND MANUFACTURER DATA OR CODE SHALL BE MADE TO THE ARCHITECT BEFORE PROCEEDING.
- D. ALL MEDICAL GAS SYSTEM COMPONENTS AND INSTALLATION SHALL BE IN COMPLIANCE WITH THE REQUIREMENTS OF NFPA 99.
- E. MEDICAL GAS PIPING SYSTEM SHALL BE TESTED AND CERTIFIED IN WRITING AS OUTLINED IN NFPA 99. PERSONNEL AND TESTING AGENCY SHALL BE CERTIFIED AND INDEPENDENT OF THE INSTALLING CONTRACTOR.
- F. MAIN BRANCH PIPING SHALL NOT BE LESS THAN 1/2" FOR MEDICAL GAS SYSTEMS AND 3/4" FOR VACUUM SYSTEMS.
- G. PROVIDE GAS SERVICE VALVES AND AREA SERVICE VALVES AS SHOWN ON THE DRAWINGS AND REQUIRED BY NFPA 99. SHUTOFF VALVES SHALL BE 1/4" TURN BALL TYPE WITH INDICATING HANDLE, THREE-PIECE METALLIC CONSTRUCTION, WITH FULL SIZE PORTS.
- H. AREA ALARMS SHALL BE LOCATED WHERE THEY WILL BE EASILY AND REGULARLY MONITORED. LOCATION TO BE COORDINATED WITH OWNERS PERSONAL RESPONSIBLE FOR MONITORING MEDICAL GAS SYSTEM.
- I. NEW MEDICAL GAS OUTLETS TO EQUAL AMICO OHMEDA DIAMOND QUICK CONNECT TO MEET HOSPITAL STANDARDS. COORDINATE WITH OWNER'S REPRESENTATIVE BEFORE CONSTRUCTION.

THIS LEGEND DEFINING TYPICAL ABBREVIATIONS AND SYMBOLS IS INTENDED TO BE AN OVERALL LEGEND FOR ALL PROJECTS. PLEASE UNDERSTAND THAT NOT ALL ABBREVIATIONS OR SYMBOLS WILL BE UTILIZED FOR EVERY PROJECT. MANY OF THE SYMBOLS WILL BE UTILIZED IN DETAILS AND DIAGRAMS VIA PLAN SHEETS.

**FULLY SPRINKLERED
100% BID SET**

No.	REVISION DESCRIPTION	DATE	CONSULTANTS:			ARCHITECT:			STAMP:			Drawing Title PLUMBING LEGEND			Project Title CONSTRUCT INFILL OF BUILDING 26 AND RENOVATE SPECIALTY CARE CLINICS			Project Number 589-704		
			STRUCTURAL / CIVIL ENGINEER H2B, INC. 1225 N. LOOP WEST, SUITE 800 HOUSTON, TX 77008 (713) 864-2900	MECH / ELEC / PLUMB / TECH ENGR SPUR DESIGN 11020 KING STREET, SUITE 350 OVERLAND PARK, KS 66210 (405) 842-6100	FIRE PROTECTION ENGINEER POOLE FIRE PROTECTION, INC. 19910 WEST 161ST STREET OLATHE, KANSAS 66062 (913) 829-8690							VA Health Care System Approval:			Location 5500 EAST KELLOGG AVENUE WICHITA, KANSAS 67218			Building Number 26		
			INDUSTRIAL HYGIENIST RIVERFRONT HEALTH & SAFETY 1150 OLIVE STREET ST. LOUIS, MO 63101 (314) 436-9492	HEALTHCARE PLANNER INNOVA GROUP 3196 N. SIWAN ROAD TUCSON, AZ 85712 (520) 886-8650	PHYSICAL SECURITY FORCE PROTECT 10901 FRONT BEACH ROAD, STE 1415 PANAMA CITY, FL 32407 (502) 836-4232							Date 12/21/2022			Checked JRM			Drawing GH		
															P-000			Drawing # 96 OF 190		





2 1ST FLOOR PLUMBING OVERALL PLAN
1/16" = 1'-0"

NOTES:
REFER TO SHEET G001 PHASING PLAN FOR MORE INFORMATION

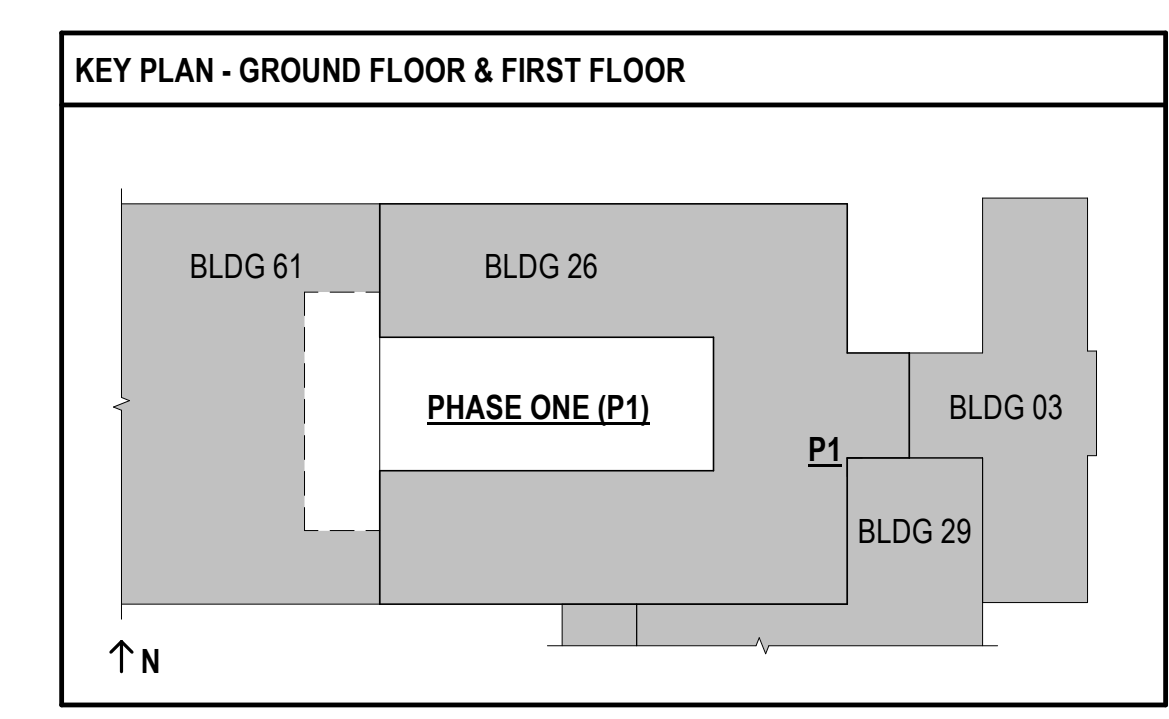
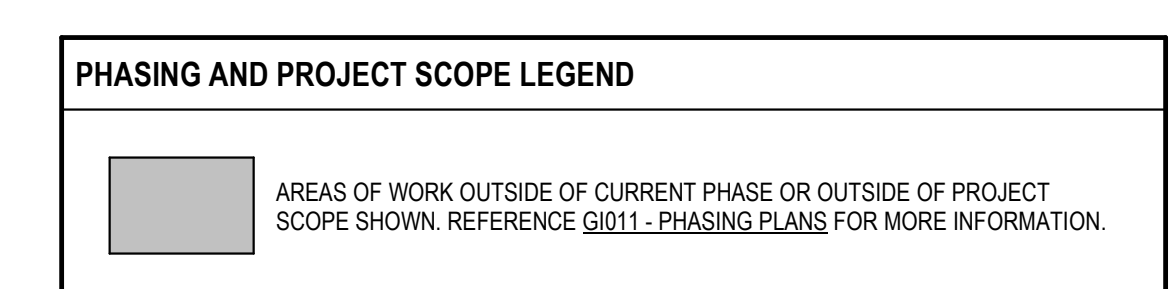
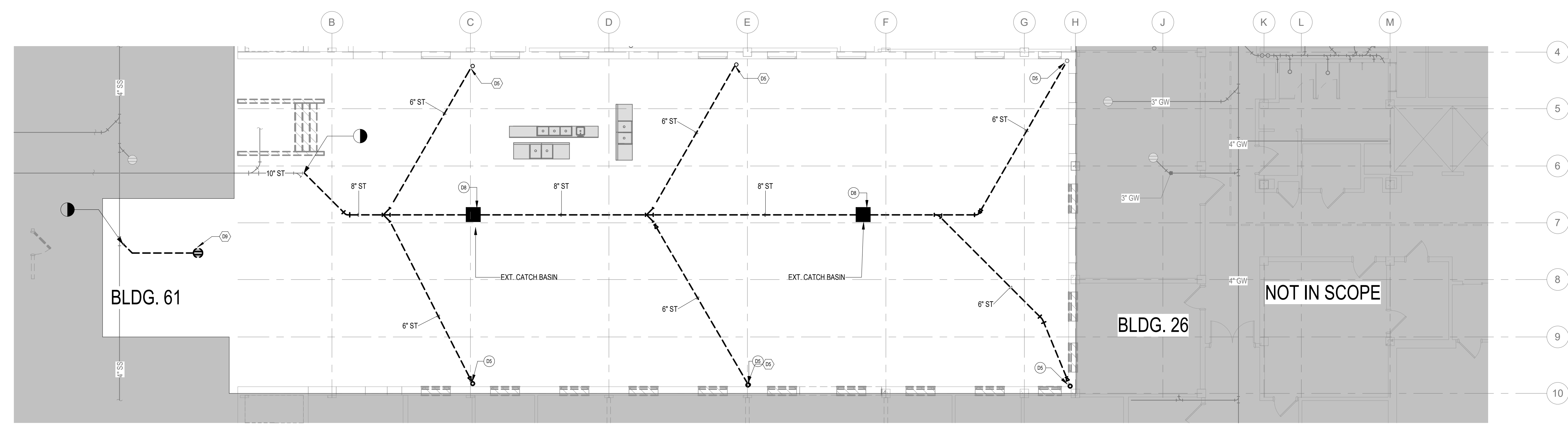
1 GROUND FLOOR PLUMBING OVERALL PLAN
1/16" = 1'-0"

NOTES:
REFER TO SHEET G001 PHASING PLAN FOR MORE INFORMATION

**FULLY SPRINKLERED
100% BID SET**

NO.	REVISION DESCRIPTION	DATE	CONSULTANTS:			ARCHITECT:	STAMP:	Drawing Title PLUMBING OVERALL PLANS	Project Title CONSTRUCT INFILL OF BUILDING 26 AND RENOVATE SPECIALTY CARE CLINICS		Project Number 589-704	Veterans Health Administration
			STRUCTURAL / CIVIL ENGINEER H2B, INC. 1225 N. LOOP WEST, SUITE 800 HOUSTON, TX 77008 (713) 864-2900	MECH / ELEC / PLUMB / TECH ENGR SPUR DESIGN 11020 KING STREET, SUITE 350 OVERLAND PARK, KS 66210 (913) 368-7200	FIRE PROTECTION ENGINEER POOLE FIRE PROTECTION, INC. 19910 WEST 161ST STREET OLATHE, KANSAS 66062 (913) 829-8690				Location 5500 EAST KELLOGG AVENUE WICHITA, KANSAS 67218		Building Number 26	
INDUSTRIAL HYGIENIST RIVERFRONT HEALTH & SAFETY 1150 OLIVE STREET, ST. LOUIS, MO 63101 (314) 436-9492	HEALTHCARE PLANNER INNOVA GROUP 3190 N. SIWAN ROAD TUCSON, AZ 85712 (520) 886-8650	PHYSICAL SECURITY FORCE PROTECT 10901 FRONT BEACH ROAD, STE 1415 PANAMA CITY, FL 32407 (502) 836-4232	Date 12/21/2022		Drawing # 97 OF 190							

- DEMOLITION KEYNOTES**
- D5 6" EXISTING STORM DRAIN LEADERS TO REMAIN DURING PHASE 1 DEMO. PROVIDE A TEMPORARY DRAIN LINE DURING CONSTRUCTION.
 - D8 REMOVE EXISTING CATCH BASIN.
 - D9 REMOVE EXISTING PLUMBING FIXTURE AND ALL ASSOCIATED PIPING.

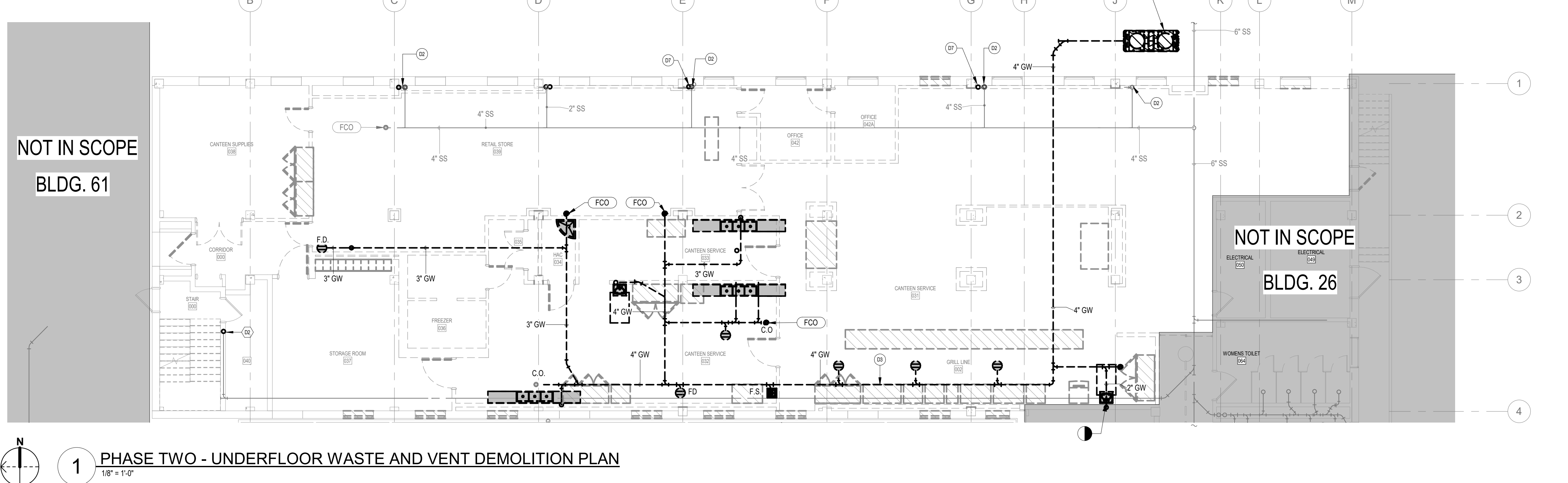
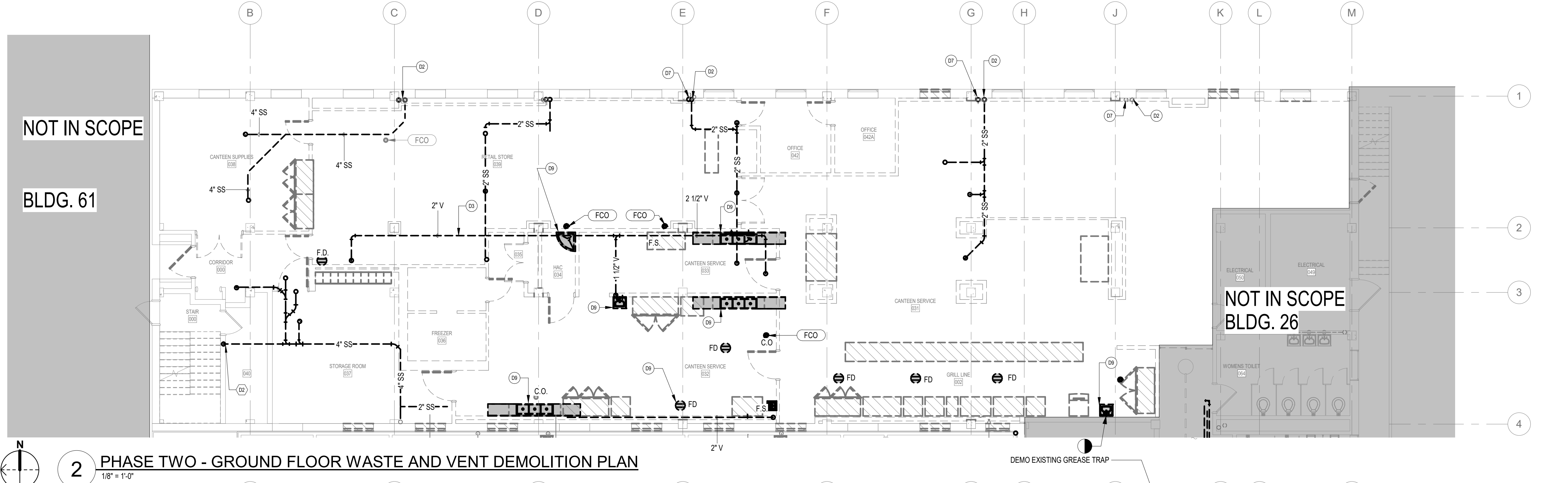
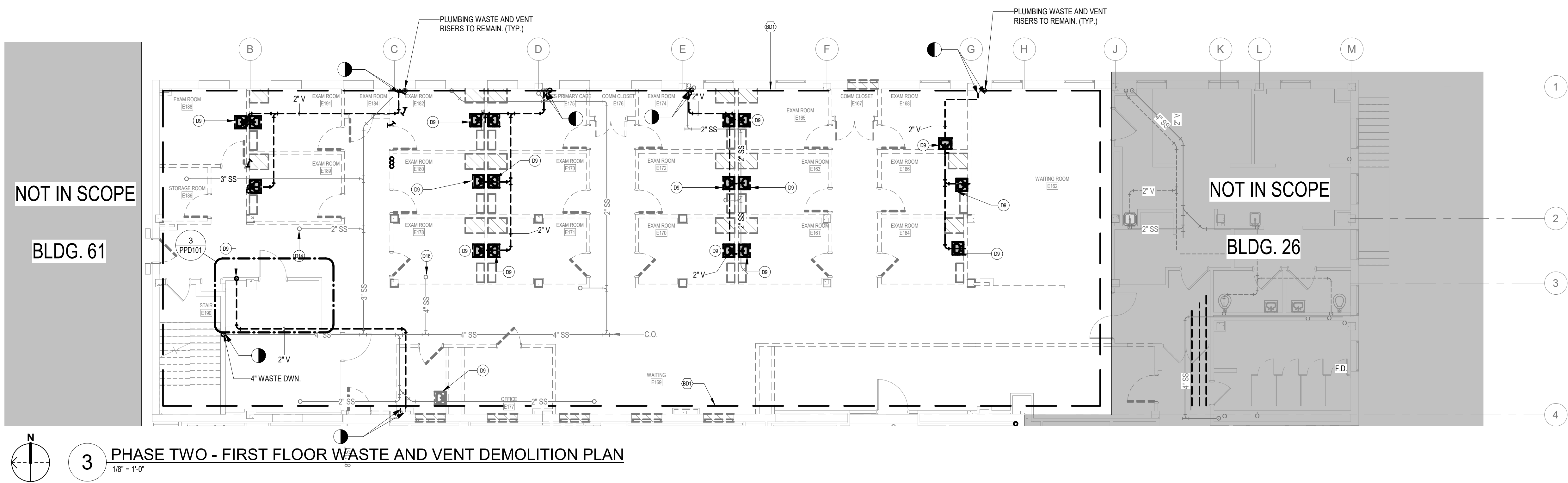


1 PHASE ONE - UNDERFLOOR WASTE AND VENT DEMOLITION PLAN
1/8" = 1'-0"

**FULLY SPRINKLERED
100% BID SET**

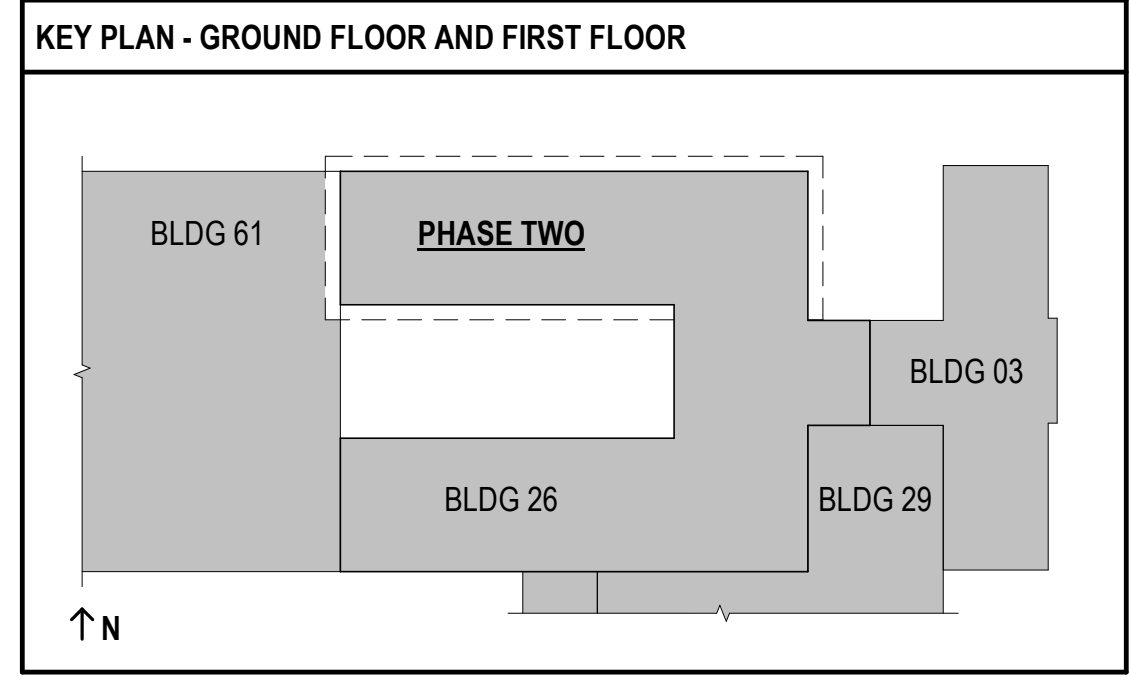
NO.	REVISION DESCRIPTION	DATE	CONSULTANTS:			ARCHITECT:	STAMP:	Drawing Title		Project Title		Project Number		Veterans Health Administration			
			STRUCTURAL / CIVIL ENGINEER H2B, INC. 1225 N. LOOP WEST, SUITE 800 HOUSTON, TX 77008 (713) 864-2900 INDUSTRIAL HYGIENIST RIVERFRONT HEALTH & SAFETY 1150 OLIVE STREET, ST. LOUIS, MO 63101 (314) 436-9492					MECH / ELEC / PLUMB / TECH ENGR SPUR DESIGN 11020 KING STREET, SUITE 350 OVERLAND PARK, KS 66210 (913) 368-7200 HEALTHCARE PLANNER INNOVA GROUP 3190 N. SIWAN ROAD TUCSON, AZ 85712 (520) 886-8650			FIRE PROTECTION ENGINEER POOLE FIRE PROTECTION, INC. 19910 WEST 161ST STREET OLATHE, KANSAS 66062 (913) 829-8690 PHYSICAL SECURITY FORCE PROTECT 10901 FRONT BEACH ROAD, STE 1415 PANAMA CITY, FL 32407 (502) 836-4232				SPUR DESIGN SPUR DESIGN, LLC 312 SW 25TH STREET Oklahoma City, OK 73109 (405) 842-6100 <small>KS ARCH REG. NO. A-930, EXP. 12/31/2021 KS ENGR REG. NO. E-2586, EXP. 12/31/2021</small>		PHASE ONE - PLUMBING WASTE AND VENT DEMOLITION PLAN
						VA Health Care System Approval:		Location 5500 EAST KELLOGG AVENUE WICHITA, KANSAS 67218		Date 12/21/2022		Checked JRM		Drawn GH			

- BID DEDUCT KEYNOTES**
- BD1 FOR BID DEDUCT. THIS AREA TO REMAIN. NO DEMOLITION OR NEW WORK TO OCCUR EXCEPT WHERE SPECIFICALLY INDICATED.
- DEMOLITION KEYNOTES**
- D2 EXISTING 4" WASTE STACK TO REMAIN.
 - D3 REMOVE ALL PIPING BACK TO MAIN. CAP PIPE ABOVE CEILING.
 - D7 EXISTING 2" VENT STACK TO REMAIN.
 - D9 REMOVE EXISTING PLUMBING FIXTURE AND ALL ASSOCIATED PIPING.
 - D14 EXIST. 2" WASTE FROM ABV. TO REMAIN
 - D16 EXIST. 4" WASTE FROM ABV. TO REMAIN



PHASING AND PROJECT SCOPE LEGEND

AREAS OF WORK OUTSIDE OF CURRENT PHASE OR OUTSIDE OF PROJECT SCOPE SHOWN. REFERENCE G011 - PHASING PLANS FOR MORE INFORMATION.



**FULLY SPRINKLERED
100% BID SET**

No.	REVISION DESCRIPTION	DATE

CONSULTANTS:

STRUCTURAL / CIVIL ENGINEER H2B, INC. 1225 N. LOOP WEST, SUITE 800 HOUSTON, TX 77008 (713) 864-2900	MECH / ELEC / PLUMB / TECH ENGR SPUR DESIGN 11020 KING STREET, SUITE 350 OVERLAND PARK, KS 66210 (405) 842-6100	FIRE PROTECTION ENGINEER POOLE FIRE PROTECTION, INC. 19910 WEST 161ST STREET OLATHE, KANSAS 66062 (913) 829-8690
INDUSTRIAL HYGIENIST RIVERFRONT HEALTH & SAFETY 1150 OLIVE STREET. ST. LOUIS, MO 63101 (314) 436-9492	HEALTHCARE PLANNER INNOVA GROUP 3196 N. SWAN ROAD TUCSON, AZ 85712 (520) 886-8650	PHYSICAL SECURITY FORCE PROTECT 10901 FRONT BEACH ROAD, STE 1415 PANAMA CITY, FL 32407 (502) 836-4232

ARCHITECT:

SPUR DESIGN

SPUR DESIGN, LLC
312 SW 25TH STREET
Oklahoma City, OK 73109
(405) 842-6100

KS ARCH REG. NO. A-930, EXP. 12/31/2021
KS ENGR REG. NO. E-2586, EXP. 12/31/2021

STAMP:

Drawing Title
PHASE TWO - PLUMBING WASTE AND VENT DEMOLITION PLANS

VA Health Care System Approval:

Project Title
CONSTRUCT INFILL OF BUILDING 26 AND RENOVATE SPECIALTY CARE CLINICS

Location
5500 EAST KELLOGG AVENUE
WICHITA, KANSAS 67218

Date
12/21/2022

Project Number
589-704

Building Number
26

Drawing Number
PLD102

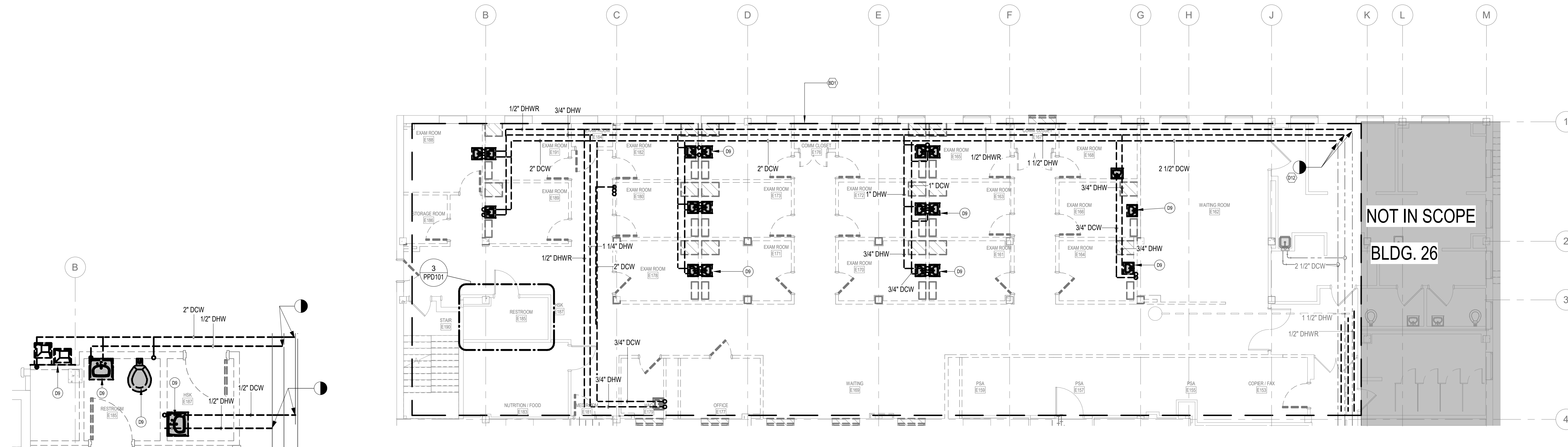
Drawing # 99 OF 190

Veterans Health Administration

VA U.S. Department of Veterans Affairs

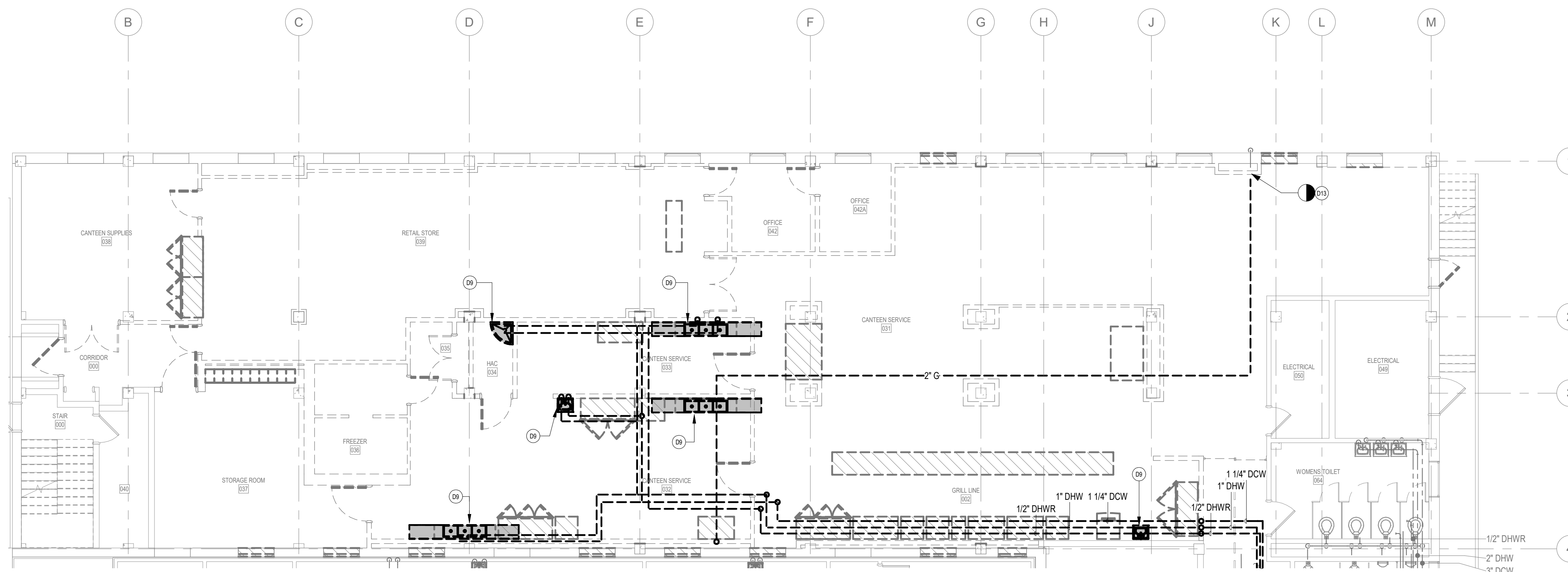
12/19/2022 2:05:55 PM

- BID DEDUCT KEYNOTES**
 BD1 FOR BID DEDUCT, THIS AREA TO REMAIN. NO DEMOLITION OR NEW WORK TO OCCUR EXCEPT WHERE SPECIFICALLY INDICATED.
- DEMOLITION KEYNOTES**
 D9 REMOVE EXISTING PLUMBING FIXTURE AND ALL ASSOCIATED PIPING.
 D12 CONTRACTOR TO VALVE AND CAP WATER LINES ABOVE CEILING.
 D13 CONTRACTOR TO VALVE AND CAP GAS LINE ABOVE CEILING.



3 PHASE ONE - FIRST FLOOR DOMESTIC WATER DEMOLITION
 1/4" = 1'-0"

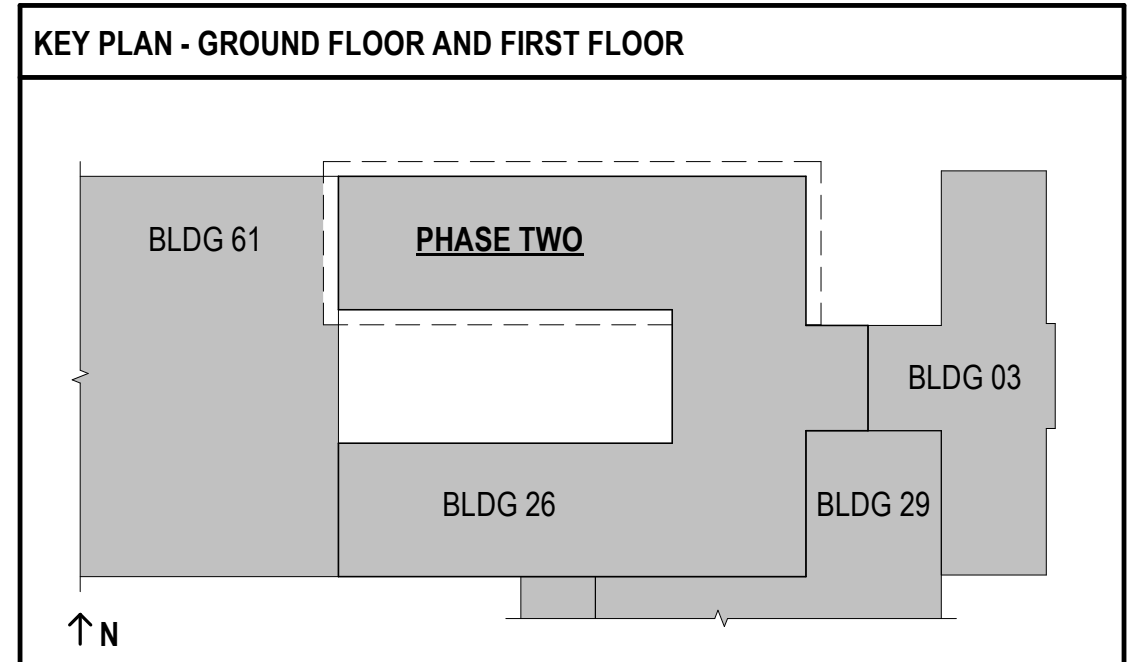
2 PHASE TWO - FIRST FLOOR PLUMBING DOMESTIC WATER DEMOLITION PLAN
 1/8" = 1'-0"



1 PHASE TWO - GROUND FLOOR PLUMBING DOMESTIC WATER DEMOLITION PLAN
 1/8" = 1'-0"


PHASING AND PROJECT SCOPE LEGEND

Areas of work outside of current phase or outside of project scope shown. Reference S011 - PHASING PLANS FOR MORE INFORMATION.

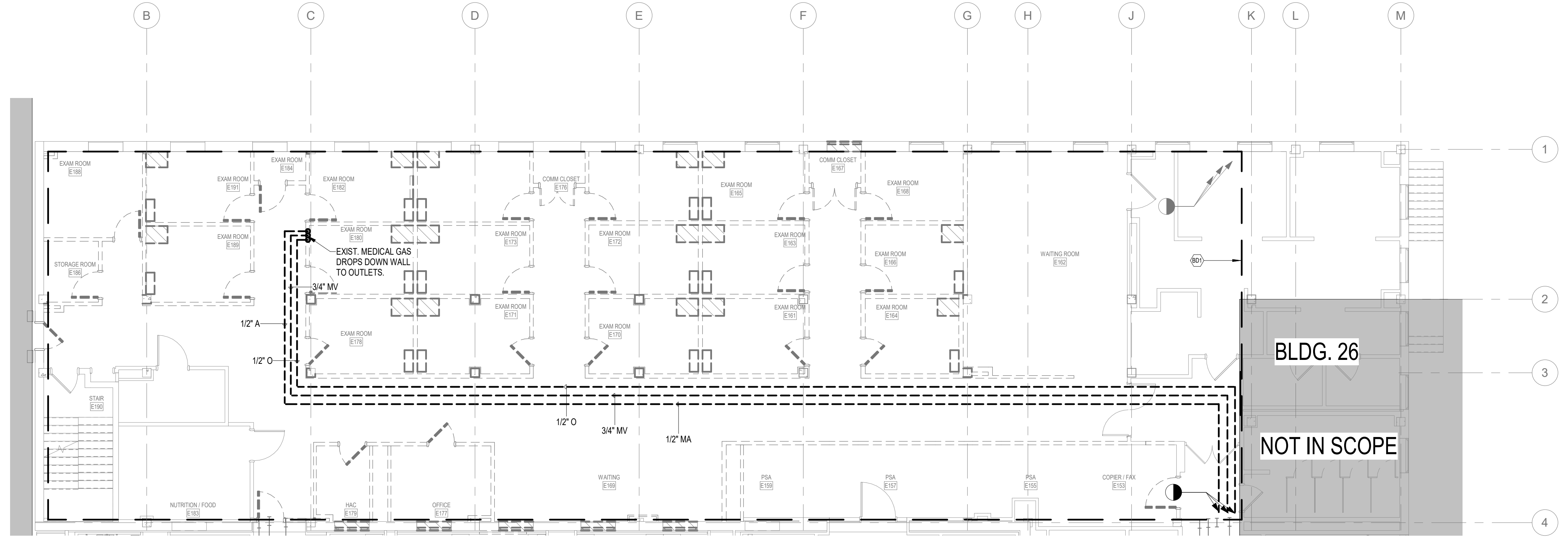


**FULLY SPRINKLERED
 100% BID SET**

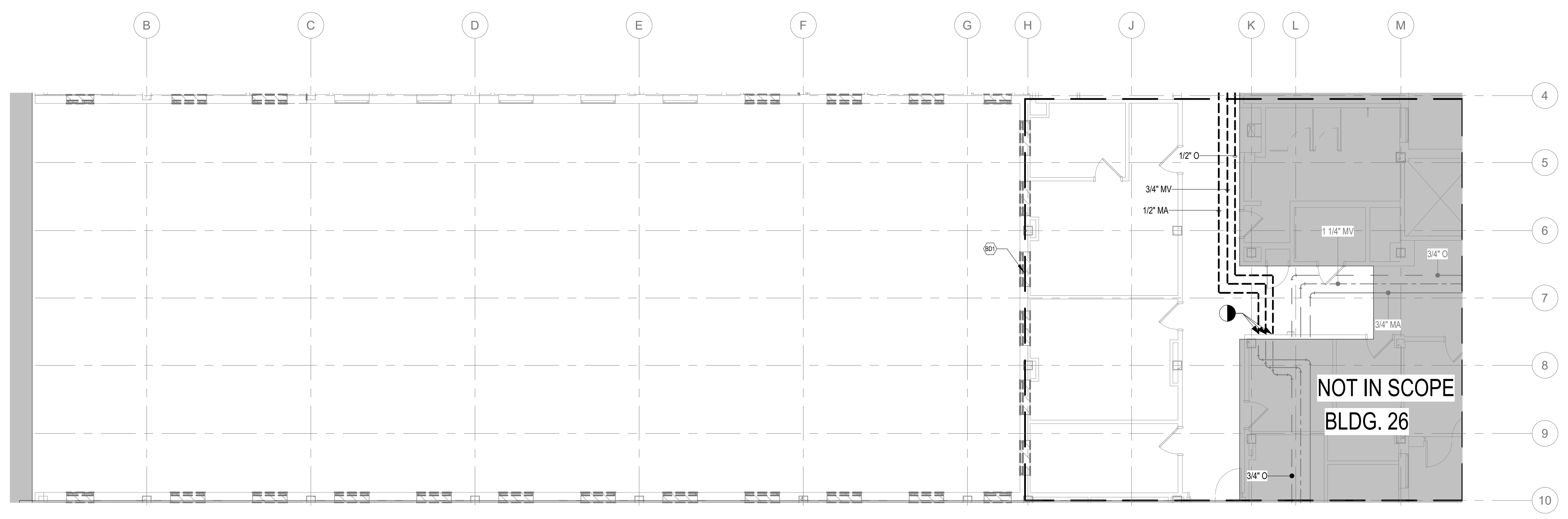
NO.	REVISION DESCRIPTION	DATE	CONSULTANTS:			ARCHITECT:	STAMP:	Drawing Title PHASE TWO - PLUMBING DOMESTIC WATER DEMOLITION PLANS	Project Title CONSTRUCT INFILL OF BUILDING 26 AND RENOVATE SPECIALTY CARE CLINICS	Project Number 589-704	Building Number 26	Drawing Number PPD101	Drawing # 100 OF 190
			STRUCTURAL / CIVIL ENGINEER H2B, INC. 1225 N. LOOP WEST, SUITE 800 HOUSTON, TX 77008 (713) 864-2900	MECH / ELEC / PLUMB / TECH ENGR SPUR DESIGN 11020 KING STREET, SUITE 350 OVERLAND PARK, KS 66210 (913) 368-7200	FIRE PROTECTION ENGINEER POOLE FIRE PROTECTION, INC. 19910 WEST 161ST STREET OLATHE, KANSAS 66062 (913) 829-8690								



○ BID DEDUCT KEYNOTES
 B01 FOR BID DEDUCT. THIS AREA TO REMAIN. NO DEMOLITION OR NEW WORK TO OCCUR EXCEPT WHERE SPECIFICALLY INDICATED.



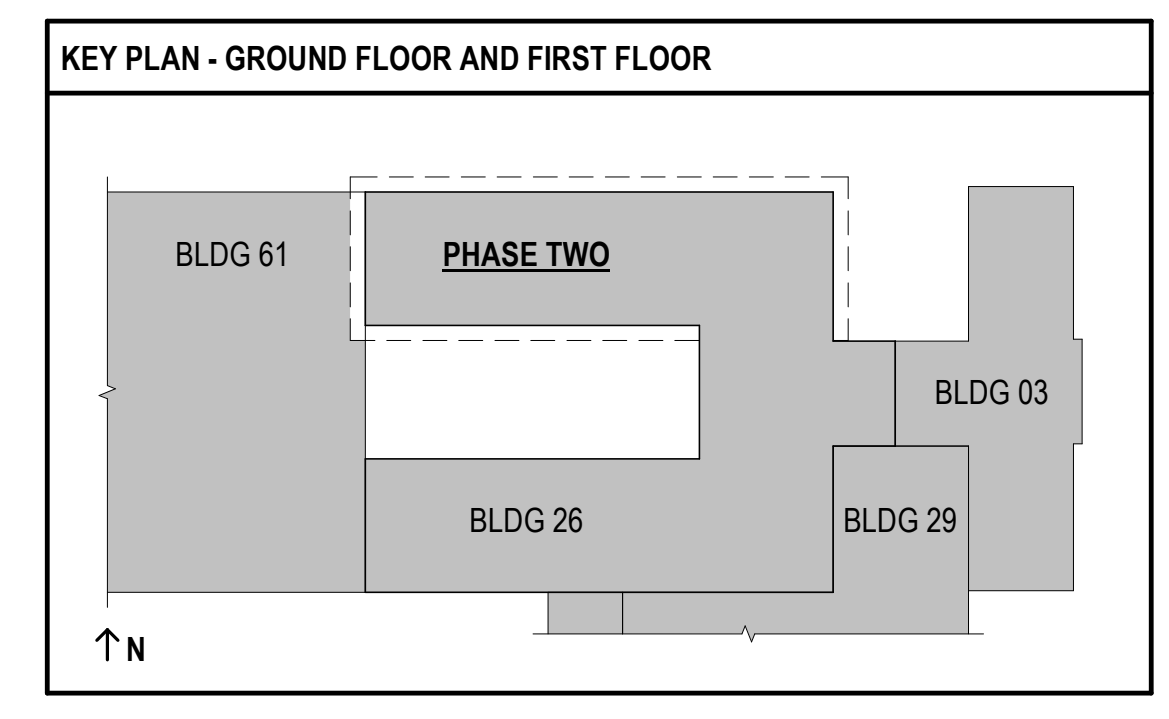
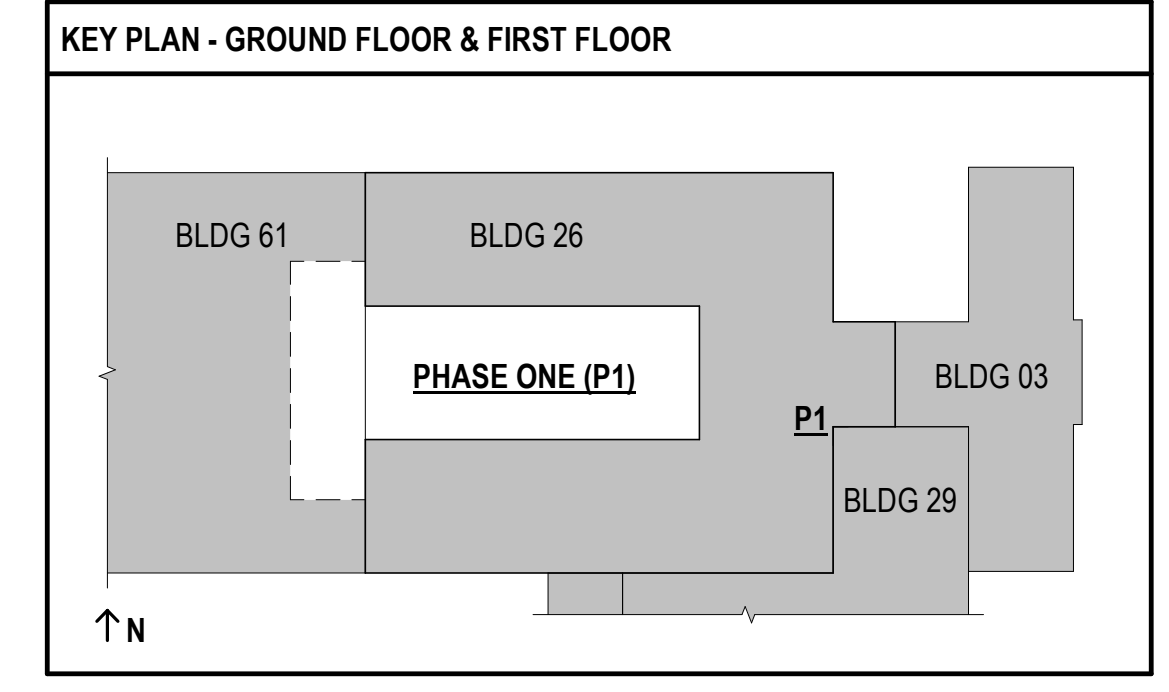
2 PHASE TWO - FIRST FLOOR PLUMBING MEDICAL GAS DEMOLITION PLAN
 1/8" = 1'-0"



1 PHASE ONE - FIRST FLOOR PLUMBING MEDICAL GAS DEMOLITION PLAN
 1/8" = 1'-0"

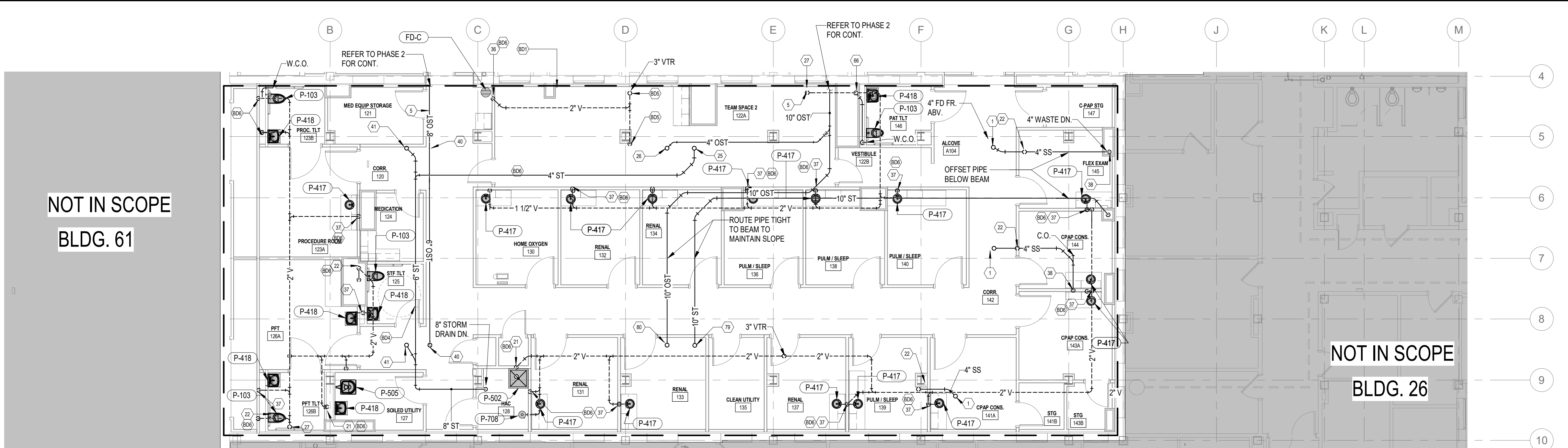
PHASING AND PROJECT SCOPE LEGEND

Areas of work outside of current phase or outside of project scope shown. Reference G011 - PHASING PLANS FOR MORE INFORMATION.

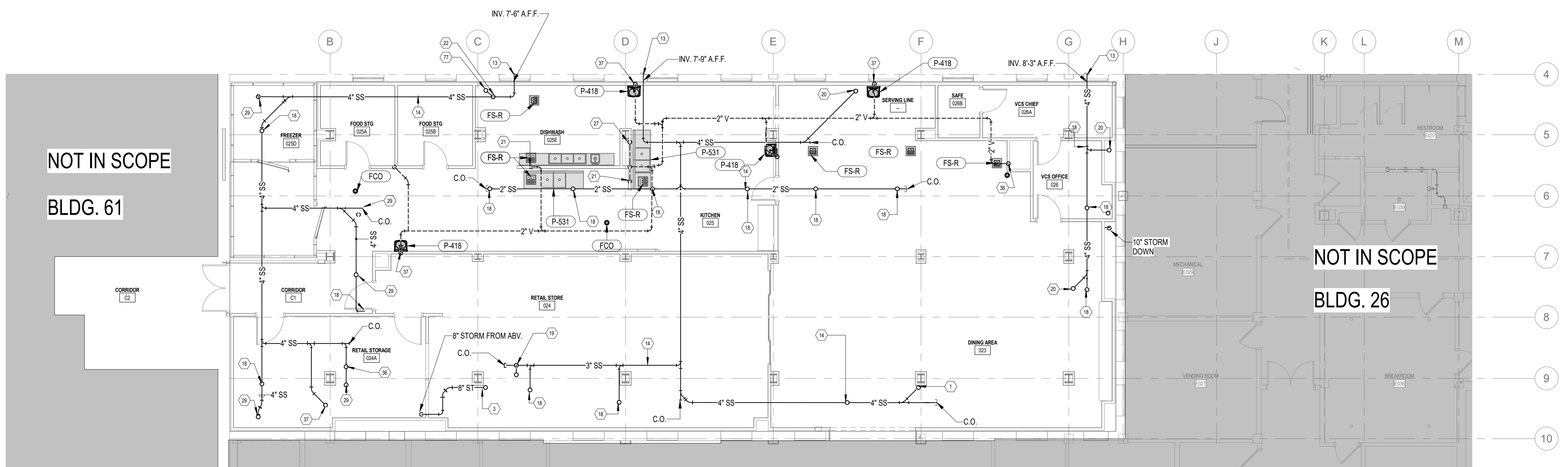


**FULLY SPRINKLERED
 100% BID SET**

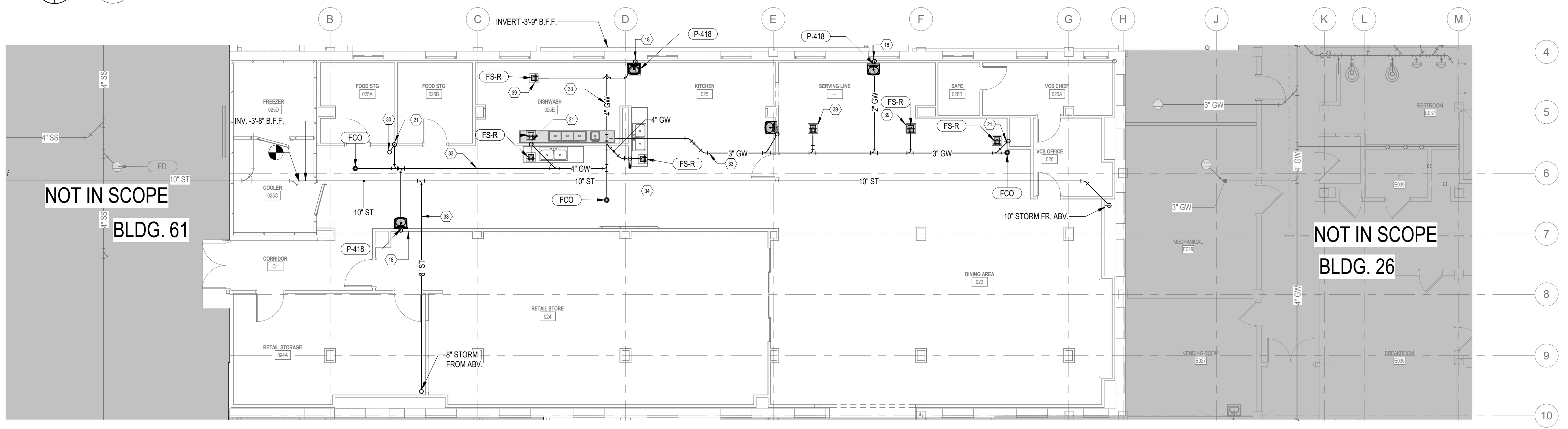
NO.	REVISION DESCRIPTION	DATE	CONSULTANTS:			ARCHITECT:	STAMP:	Drawing Title	Project Title	Project Number	Veterans Health Administration
			STRUCTURAL / CIVIL ENGINEER H2B, INC. 1225 N. LOOP WEST, SUITE 800 HOUSTON, TX 77008 (713) 864-2900	MECH / ELEC / PLUMB / TECH ENGR SPUR DESIGN 11020 KING STREET, SUITE 350 OVERLAND PARK, KS 66210 (913) 368-7200	FIRE PROTECTION ENGINEER POOLE FIRE PROTECTION, INC. 19910 WEST 161ST STREET OLATHE, KANSAS 66062 (913) 829-8690			PHASE ONE AND TWO - PLUMBING MEDICAL GAS DEMOLITION PLANS	CONSTRUCT INFILL OF BUILDING 26 AND RENOVATE SPECIALTY CARE CLINICS	589-704	
			INDUSTRIAL HYGIENIST RIVERFRONT HEALTH & SAFETY 1150 OLIVE STREET, ST. LOUIS, MO 63101 (314) 436-9492	HEALTHCARE PLANNER INNOVA GROUP 3190 N. SIWAN ROAD TUCSON, AZ 85712 (520) 886-8650	PHYSICAL SECURITY FORCE PROTECT 10901 FRONT BEACH ROAD, STE 1415 PANAMA CITY, FL 32407 (502) 836-4232	SPUR DESIGN	VA Health Care System Approval:	Location 5500 EAST KELLOGG AVENUE WICHITA, KANSAS 67218	Drawing Number PGD101	U.S. Department of Veterans Affairs	
							Date 12/21/2022	Checked JRM	Drawn GH		Drawing # 101 OF 190



3 PHASE ONE - FIRST FLOOR PLUMBING WASTE AND VENT PLAN
1/8" = 1'-0"



2 PHASE ONE - GROUND FLOOR PLUMBING WASTE AND VENT PLAN
1/8" = 1'-0"

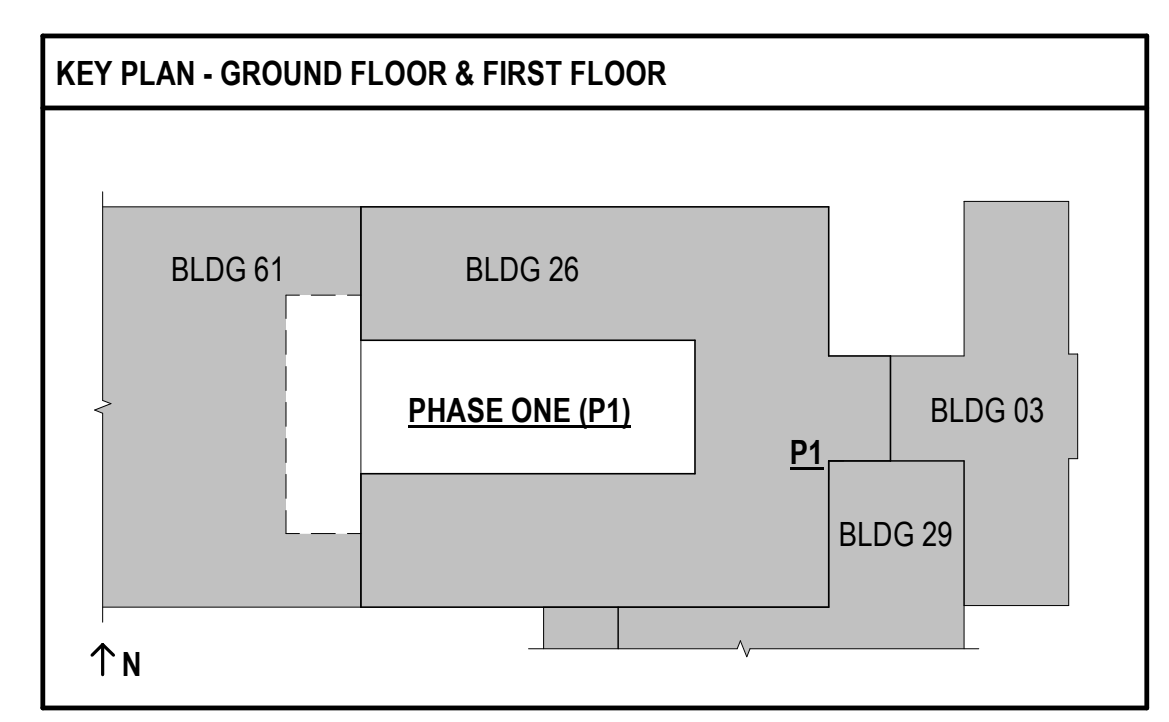


1 PHASE ONE - UNDERFLOOR PLUMBING WASTE AND VENT PLAN
1/8" = 1'-0"

- BID DUCT KEYNOTES**
- B01 FOR BID DUCT, THIS AREA TO REMAIN. NO DEMOLITION OR NEW WORK TO OCCUR EXCEPT WHERE SPECIFICALLY INDICATED.
 - B04 FOR BID DUCT, STORM DRAIN PIPE AND FITTINGS ARE TO BE INSTALLED AS SHOWN.
 - B05 FOR BID DUCT, 3" VENT PIPE FROM BELOW TO BE INSTALLED AS SHOWN.
 - B06 FOR BID DUCT, CAP WASTE PIPE BELOW FLOOR FOR FUTURE CONNECTION.
- KEYNOTES**
- 1 4" WASTE FROM ABV.
 - 3 8" STORM DRAIN PIPE FROM ABV.
 - 5 INSTALL PIPE IN PHASE 1, CONNECT IN PHASE 2
 - 13 ROUGH-IN WASTE PIPE DURING PHASE 1. PIPE TO BE CONNECTED IN A LATER PHASE.
 - 14 ROUTE WASTE PIPE ABOVE FLOOR TIGHT TO STRUCTURE WITH MINIMAL SLOPE PER CODE.
 - 18 2" WASTE PIPE FROM ABOVE.
 - 19 3" WASTE PIPE FROM ABOVE.
 - 20 4" WASTE PIPE FROM ABOVE.
 - 21 3" WASTE DOWN/2" VENT UP.
 - 22 4" WASTE DN/2" VENT UP.
 - 25 4" STORM DRAIN PIPE FROM ABV.
 - 26 4" OVERFLOW DRAIN PIPE FROM ABV.
 - 27 3" VENT THROUGH ROOF.
 - 29 4" WASTE PIPE FROM FIXTURE ABV.
 - 30 ROUGH-IN FOR OWNER PROVIDED HOP SINK. CONTRACTOR TO INSTALL.
 - 31 ROUTE WASTE PIPE UNDER GRADE BEAM.
 - 34 2" VENT UP FROM FLOOR SINK.
 - 36 2" VENT UP.
 - 37 2" WASTE DOWN/1-1/2" VENT UP.
 - 38 4" WASTE DOWN/2" VENT UP.
 - 39 WENT VENT FLOOR SINK PER IFC.
 - 40 6" OVERFLOW DRAIN PIPE FROM ABV.
 - 41 6" STORM DRAIN PIPE FROM ABV.
 - 66 4" WASTE DOWN TO FLOOR BELOW
 - 77 4" FLOOR DRAIN FROM ICE MAKER ABOVE.
 - 79 10" STORM DRAIN FROM ABOVE.
 - 80 10" OVERFLOW DRAIN FROM ABOVE.

PHASING AND PROJECT SCOPE LEGEND

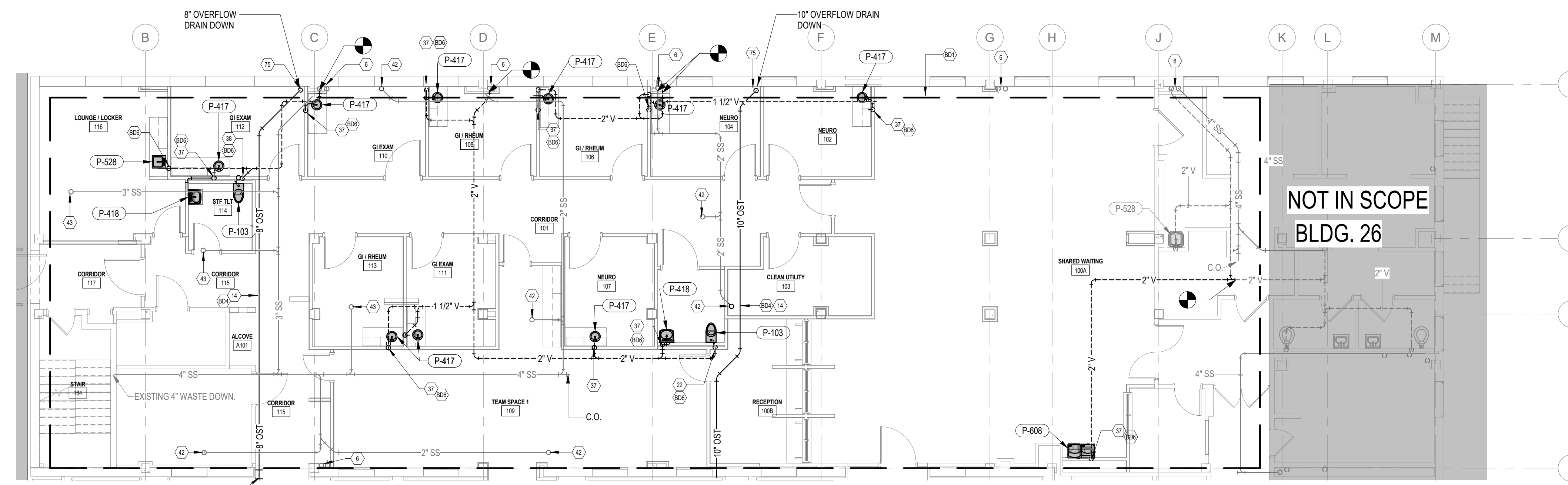
AREAS OF WORK OUTSIDE OF CURRENT PHASE OR OUTSIDE OF PROJECT SCOPE SHOWN. REFERENCE G011 PHASING PLANS FOR MORE INFORMATION.



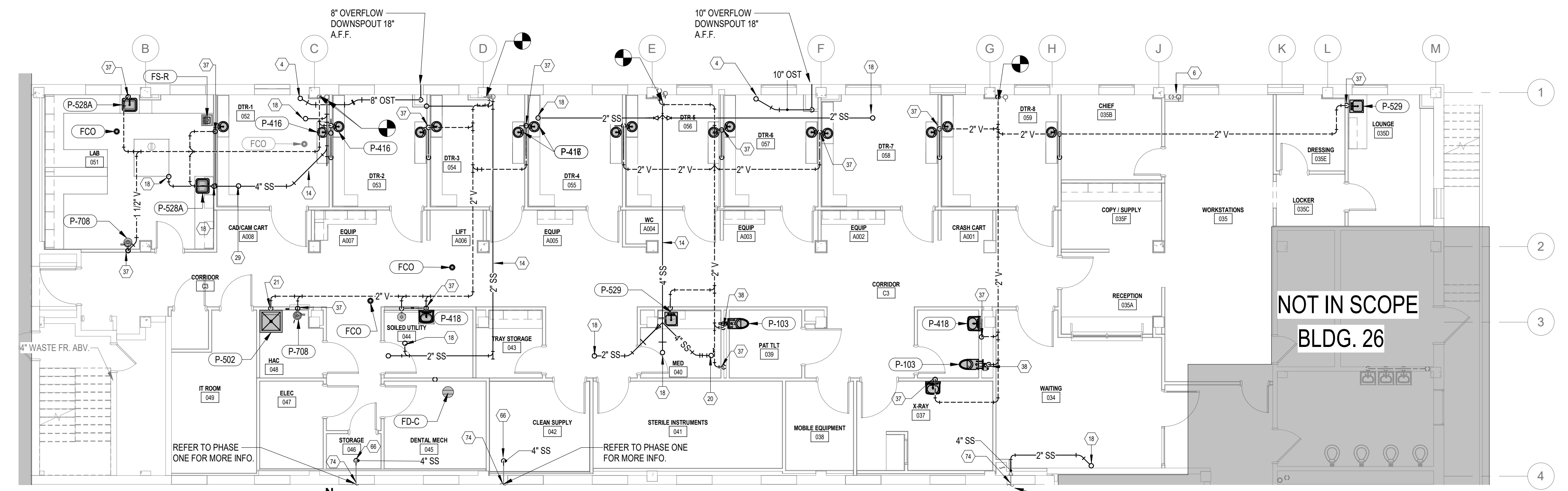
**FULLY SPRINKLERED
100% BID SET**

NO. REVISION DESCRIPTION DATE		CONSULTANTS: STRUCTURAL / CIVIL ENGINEER MECH / ELEC / PLUMB / TECH ENGR FIRE PROTECTION ENGINEER H2B, INC. SPUR DESIGN POOLE FIRE PROTECTION, INC. 1225 N. LOOP WEST, SUITE 800 11020 KING STREET, SUITE 350 19910 WEST 161ST STREET HOUSTON, TX 77008 OLANE, KANSAS 66062 OLANE, KANSAS 66062 (713) 864-2900 (913) 368-7200 (913) 829-8690 INDUSTRIAL HYGIENIST HEALTHCARE PLANNER PHYSICAL SECURITY RIVERFRONT HEALTH & SAFETY INNOVA GROUP FORCE PROTECT 1159 OLIVE STREET, 3106 N. SWAN ROAD 10501 FRONT BEACH ROAD, STE 1415 ST. LOUIS, MO 63101 TUCSON, AZ 85712 PANAMA CITY, FL 32407 (314) 436-9492 (520) 886-8650 (502) 836-4232			ARCHITECT: 		STAMP: 		Drawing Title PHASE ONE - PLUMBING WASTE AND VENT PLANS VA Health Care System Approval:		Project Title CONSTRUCT INFILL OF BUILDING 26 AND RENOVATE SPECIALTY CARE CLINICS		Project Number 589-704 Building Number 26 Drawing Number PL101 Drawing # 102 OF 190		Veterans Health Administration U.S. Department of Veterans Affairs	
Date 12/21/2022		Checked JRM		Drawn GH		Location 5500 EAST KELLOGG AVENUE WICHITA, KANSAS 67218		Date 12/21/2022		Checked JRM		Drawn GH				

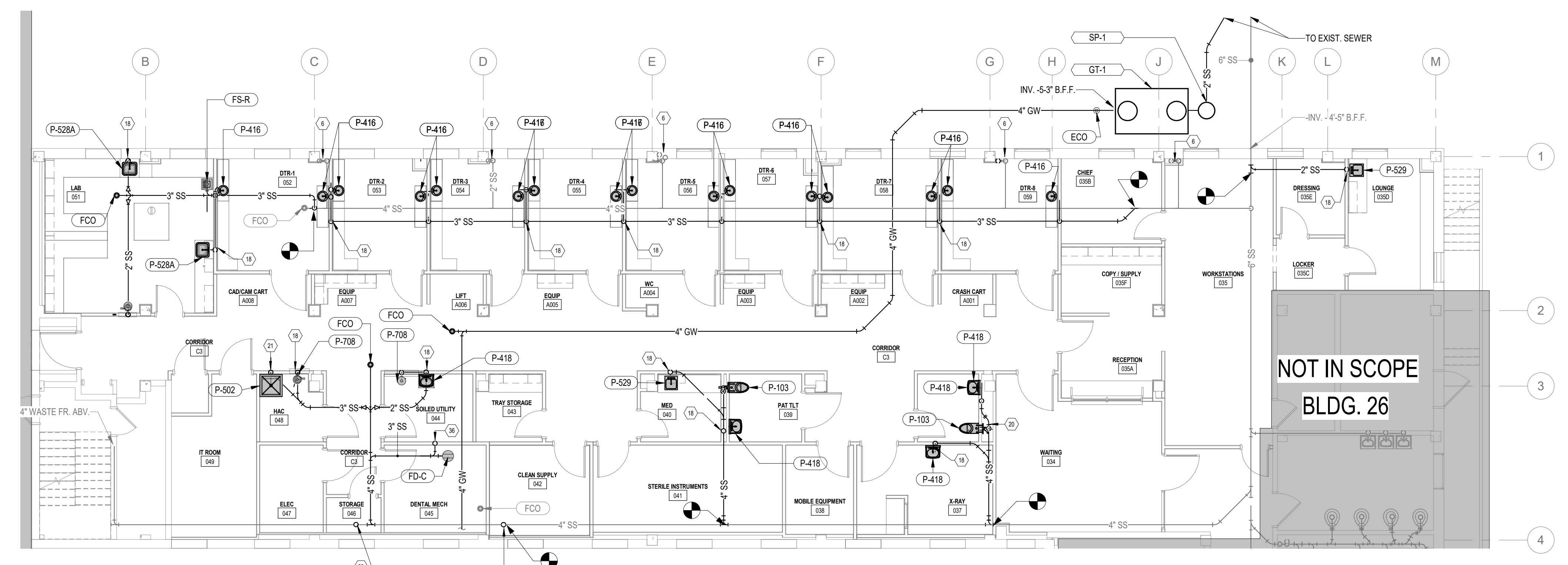
12/19/2022 2:06:09 PM



3 PHASE TWO - FIRST FLOOR PLUMBING WASTE AND VENT PLAN
1/8" = 1'-0"



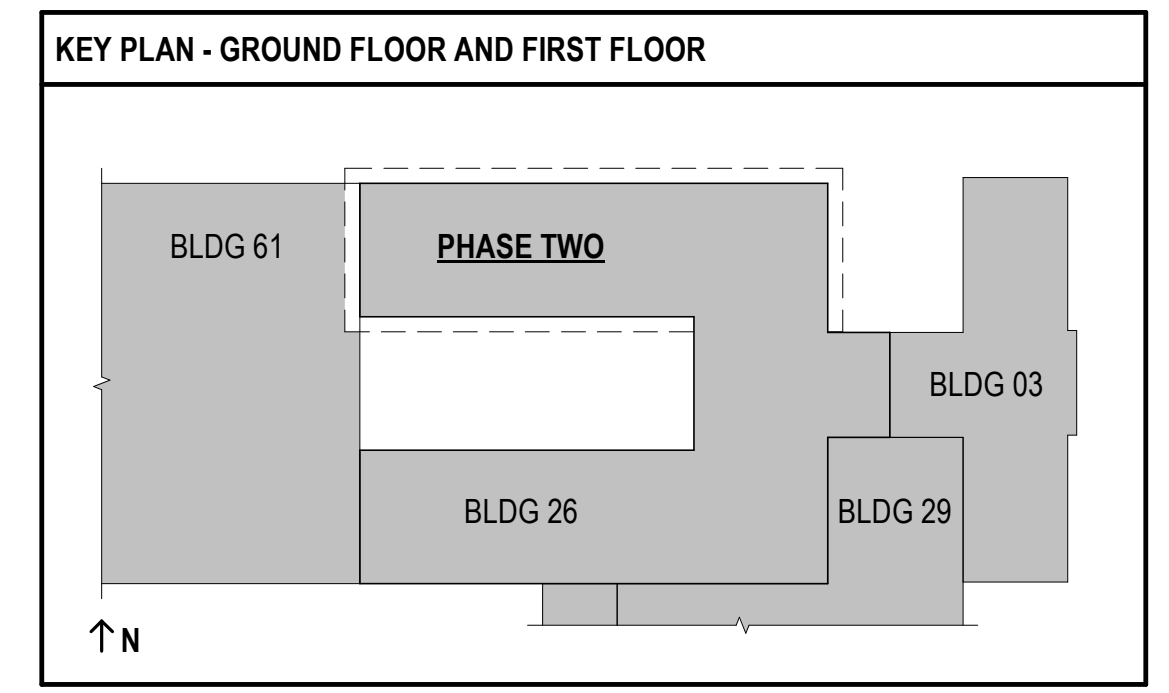
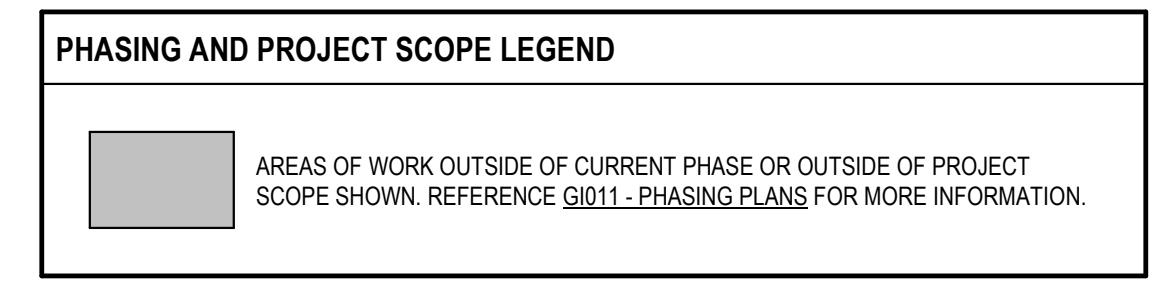
2 PHASE TWO - GROUND FLOOR PLUMBING WASTE AND VENT PLAN
1/8" = 1'-0"



1 PHASE TWO - UNDERFLOOR PLUMBING WASTE AND VENT PLAN
1/8" = 1'-0"

- BID DUCT KEYNOTES**
- B01 FOR BID DUCT, THIS AREA TO REMAIN. NO DEMOLITION OR NEW WORK TO OCCUR EXCEPT WHERE SPECIFICALLY INDICATED.
 - B04 FOR BID DUCT, STORM DRAIN PIPE AND FITTINGS ARE TO BE INSTALLED AS SHOWN.
 - B06 FOR BID DUCT, CAP WASTE PIPE BELOW FLOOR FOR FUTURE CONNECTION.

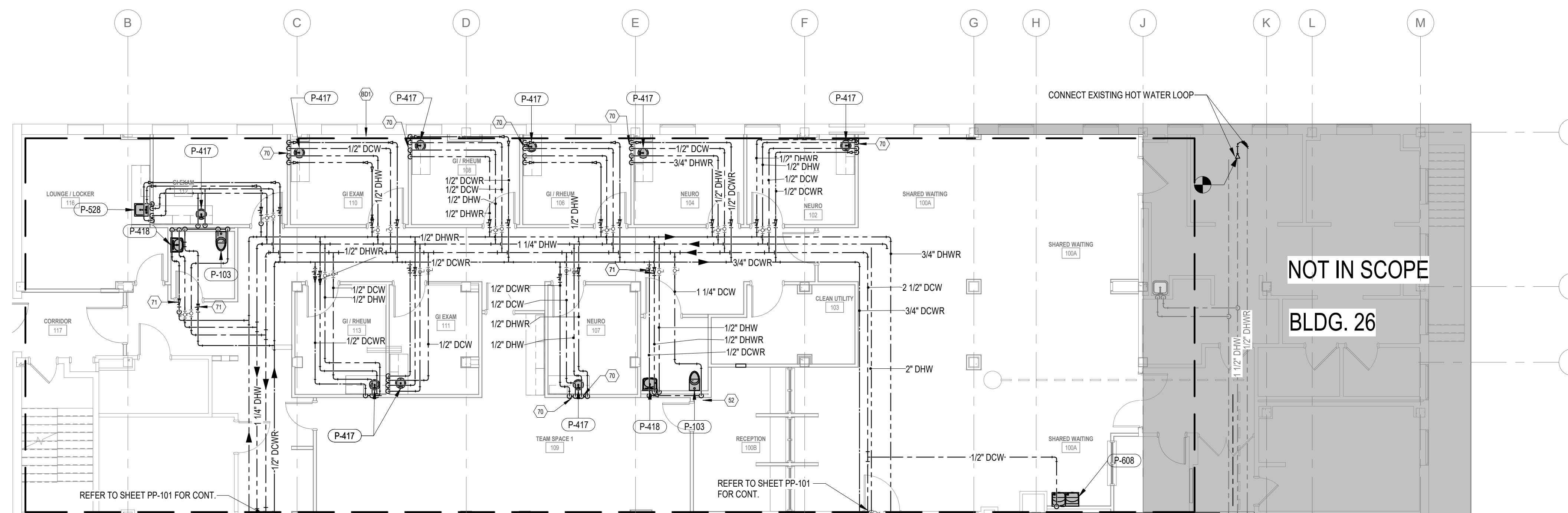
- KEYNOTES**
- 1 4" WASTE FROM ABV.
 - 4 8" OVERFLOW DRAIN PIPE FROM ABV.
 - 6 EXISTING 4" WASTE STACK AND 2" VENT STACK.
 - 8 CONNECT 8" STORM PIPE. REFER TO PHASE 1 FOR MORE INFORMATION.
 - 14 ROUTE WASTE PIPE ABOVE FLOOR TIGHT TO STRUCTURE WITH MINIMAL SLOPE PER CODE.
 - 16 WASTE PIPE FROM FLOOR ABOVE.
 - 18 2" WASTE PIPE FROM ABOVE.
 - 20 4" WASTE PIPE FROM ABOVE.
 - 21 3" WASTE DOWN 2" VENT UP.
 - 22 4" WASTE ON 2" VENT UP.
 - 29 4" WASTE PIPE FROM FIXTURE ABV.
 - 36 2" VENT UP.
 - 37 2" WASTE DOWN 1-1/2" VENT UP.
 - 38 4" WASTE DOWN 2" VENT UP.
 - 42 EXIST. 2" WASTE FROM ABV TO REMAIN.
 - 43 EXIST. 3" WASTE FROM ABV TO REMAIN.
 - 66 4" WASTE DOWN TO FLOOR BELOW.
 - 74 REFER TO SHEET PL101#2 FOR CONT.
 - 75 8" OVERFLOW DRAIN PIPE DOWN.



FULLY SPRINKLERED
100% BID SET

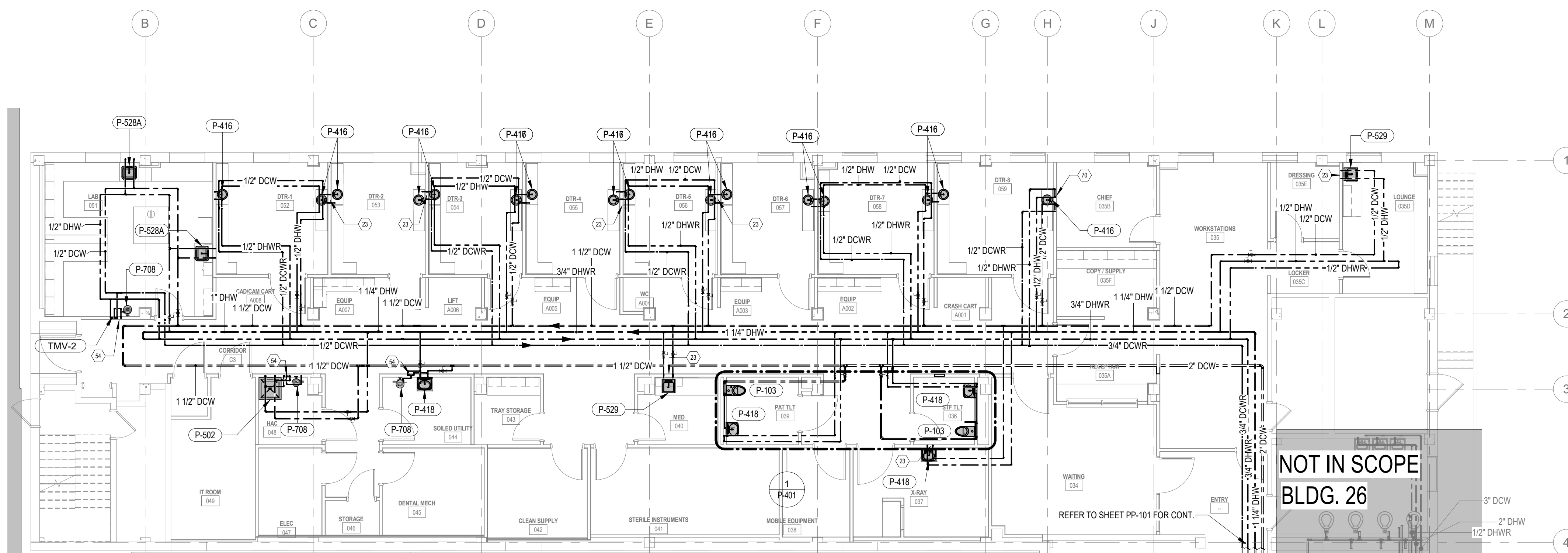
NO.	REVISION DESCRIPTION	DATE	CONSULTANTS:			ARCHITECT:		STAMP:		Drawing Title PHASE TWO - PLUMBING WASTE AND VENT PLANS		Project Title CONSTRUCT INFILL OF BUILDING 26 AND RENOVATE SPECIALTY CARE CLINICS		Project Number 589-704		Veterans Health Administration	
			STRUCTURAL / CIVIL ENGINEER H2B, INC. 1225 N. LOOP WEST, SUITE 800 HOUSTON, TX 77008 (713) 864-2900	MECH / ELEC / PLUMB / TECH ENGR SPUR DESIGN 11020 KING STREET, SUITE 350 OVERLAND PARK, KS 66210 (913) 868-7200	FIRE PROTECTION ENGINEER POOLE FIRE PROTECTION, INC. 19910 WEST 161ST STREET OLATHE, KANSAS 66062 (913) 829-8690	SPUR DESIGN, LLC 312 SW 25TH STREET OKLAHOMA CITY, OK 73109 (405) 842-6100		Professional Engineer Seal ROSS MATHIAS 727054 KANSAS PROFESSIONAL ENGINEER		VA Health Care System Approval:		Location 5500 EAST KELLOGG AVENUE WICHITA, KANSAS 67218		Building Number 26			
			INDUSTRIAL HYGIENIST RIVERFRONT HEALTH & SAFETY 3190 N. SIWAN ROAD TUCSON, AZ 85712 (520) 436-9492	HEALTHCARE PLANNER INNOVA GROUP 10901 FRONT BEACH ROAD, STE 1415 PANAMA CITY, FL 32407 (502) 836-4232	PHYSICAL SECURITY FORCE PROTECT 10901 FRONT BEACH ROAD, STE 1415 PANAMA CITY, FL 32407 (502) 836-4232					Date 12/21/2022		Checked JRM		Drawing Number PL102		VA U.S. Department of Veterans Affairs	
										Drawn GH		Drawing # 103 OF 190					

12/19/2022 2:06:18 PM



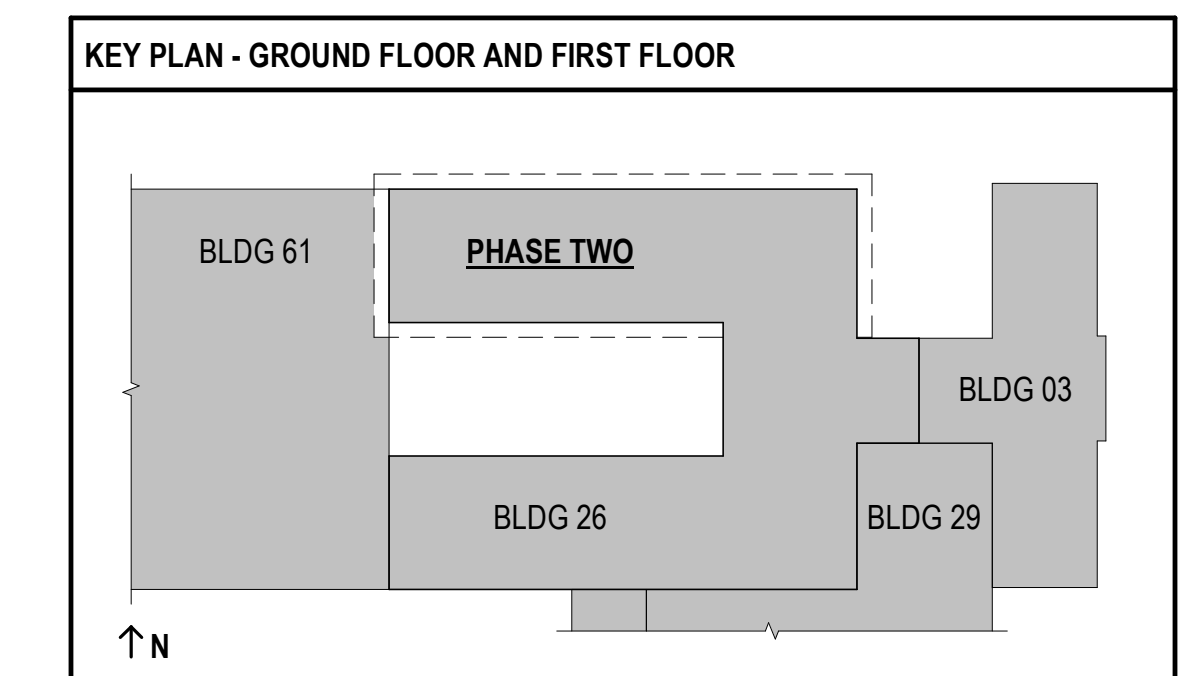
- **BID DEDUCT KEYNOTES**
 B01 FOR BID DEDUCT, THIS AREA TO REMAIN. NO DEMOLITION OR NEW WORK TO OCCUR EXCEPT WHERE SPECIFICALLY INDICATED.
- **KEYNOTES**
 23 1/2" DHWDOWN TO FIXTURE.
 52 1" DOW TO WATER CLOSET (TYP.)
 54 ROUTE 1/2" DHW & DOW DOWN TO TYP FOR P-708 EMERGENCY EYEWASH.
 70 1/2" DHWDOWN AND 1/2" DHWDOWN TO FIXTURE.
 71 0.25 GPM AUTO BALANCE VALVE (TYP.)

2 PHASE TWO - FIRST FLOOR PLUMBING DOMESTIC WATER PLAN
 1/8" = 1'-0"



PHASING AND PROJECT SCOPE LEGEND

■ AREAS OF WORK OUTSIDE OF CURRENT PHASE OR OUTSIDE OF PROJECT SCOPE SHOWN. REFERENCE G1011 - PHASING PLANS FOR MORE INFORMATION.



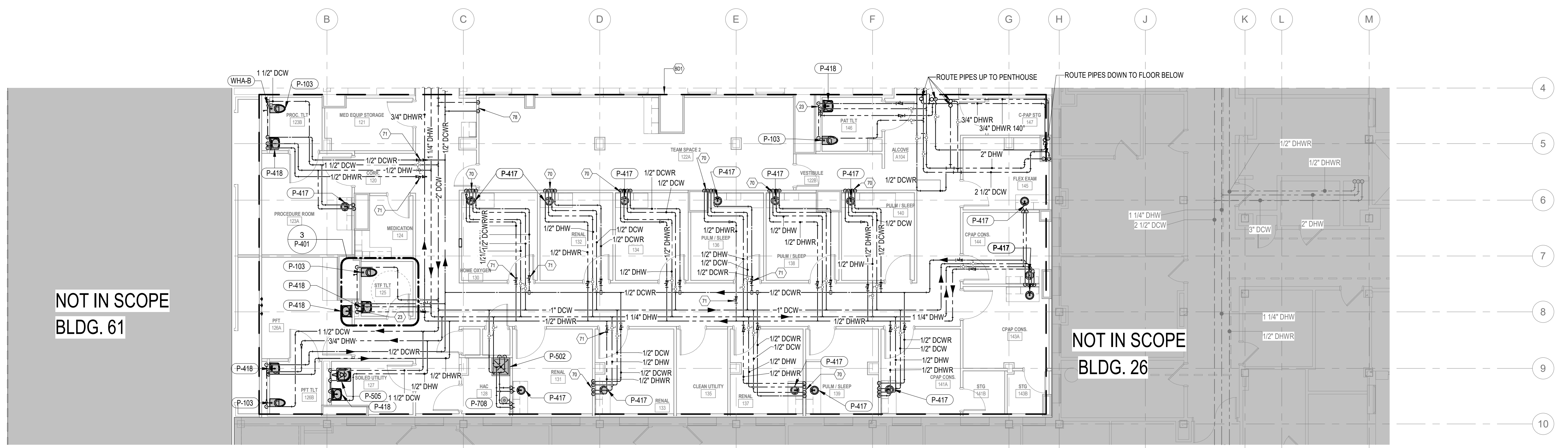
1 PHASE TWO - GROUND FLOOR PLUMBING DOMESTIC WATER PLAN
 1/8" = 1'-0"

FULLY SPRINKLERED
100% BID SET

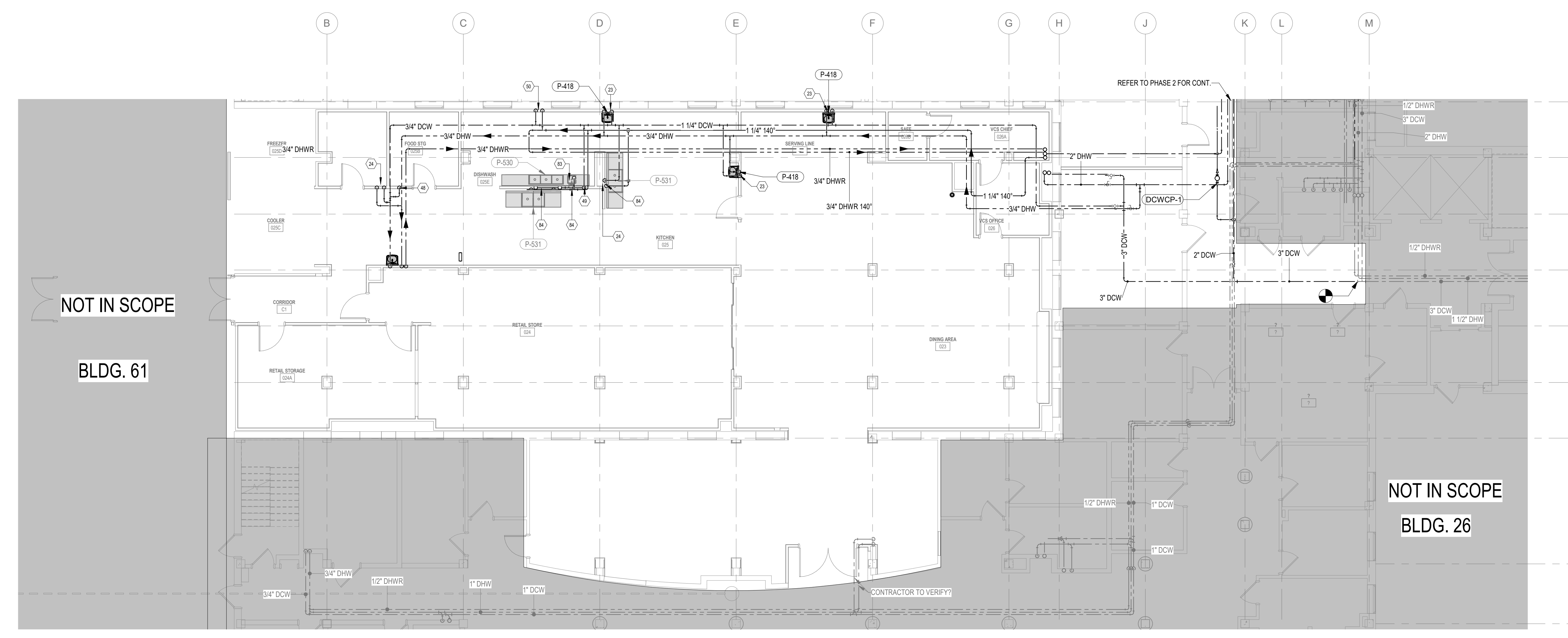
NO.	REVISION DESCRIPTION	DATE	CONSULTANTS: STRUCTURAL / CIVIL ENGINEER H2B, INC. 1225 N. LOOP WEST, SUITE 800 HOUSTON, TX 77008 (713) 864-2900 INDUSTRIAL HYGIENIST RIVERFRONT HEALTH & SAFETY 1150 OLIVE STREET, ST. LOUIS, MO 63101 (314) 436-9492	MECH / ELEC / PLUMB / TECH ENGR SPUR DESIGN 11020 KING STREET, SUITE 350 OVERLAND PARK, KS 66210 (913) 369-7200 HEALTHCARE PLANNER INNOVA GROUP 3190 N. SWAN ROAD TUCSON, AZ 85712 (520) 886-8650	FIRE PROTECTION ENGINEER POOLE FIRE PROTECTION, INC. 19910 WEST 161ST STREET OLATHE, KANSAS 66062 (913) 829-8690 PHYSICAL SECURITY FORCE PROTECT 10901 FRONT BEACH ROAD, STE 1415 PANAMA CITY, FL 32407 (502) 836-4232	ARCHITECT:  SPUR DESIGN, LLC 312 SW 25TH STREET Oklahoma City, OK 73109 (405) 842-6100 KS ARCH REG. NO. A-830, EXP. 12/31/2021 KS ENGR REG. NO. E-2586, EXP. 12/31/2021	STAMP: 	Drawing Title PHASE TWO - PLUMBING DOMESTIC WATER PLAN	Project Title CONSTRUCT INFILL OF BUILDING 26 AND RENOVATE SPECIALTY CARE CLINICS	Project Number 589-704 Building Number 26	Veterans Health Administration 
								VA Health Care System Approval:	Location 5500 EAST KELLOGG AVENUE WICHITA, KANSAS 67218	Drawing Number PP102 Drawing # 104 OF 190	

BID SUBJECT KEYNOTES
 B01 FOR BID SUBJECT, THIS AREA TO REMAIN. NO DEMOLITION OR NEW WORK TO OCCUR EXCEPT WHERE SPECIFICALLY INDICATED.

- KEYNOTES**
- 23 1/2" DHWDOWN DN TO FIXTURE
 - 24 3/4" DHWDOWN DN TO FIXTURE
 - 48 1/2" DCW DN TO ICE MAKER
 - 49 1" DHWDOWN DN TO 3 COMP. SINK, NEW CONSTRUCTION
 - 50 1" DHWDOWN DN TO DISH WASHER
 - 70 1/2" DHWDOWN AND 1/2" DHWDOWN TO FIXTURE
 - 71 0.25 GPM AUTO BALANCE VALVE (TYP)
 - 78 1/2" DCW DOWN FOR ICE MAKER. PROVIDE A 1/2" DCWR LEG TO PREVENT LEGIONELLA PER VA DESIGN GUIDE
 - 83 PROVIDE 1/2" DHW & DCW FOR TROUGH/EVOR AT THE DISHWASHER
 - 84 CONTRACTOR TO CONNECT TO OWNER PROVIDED SINK



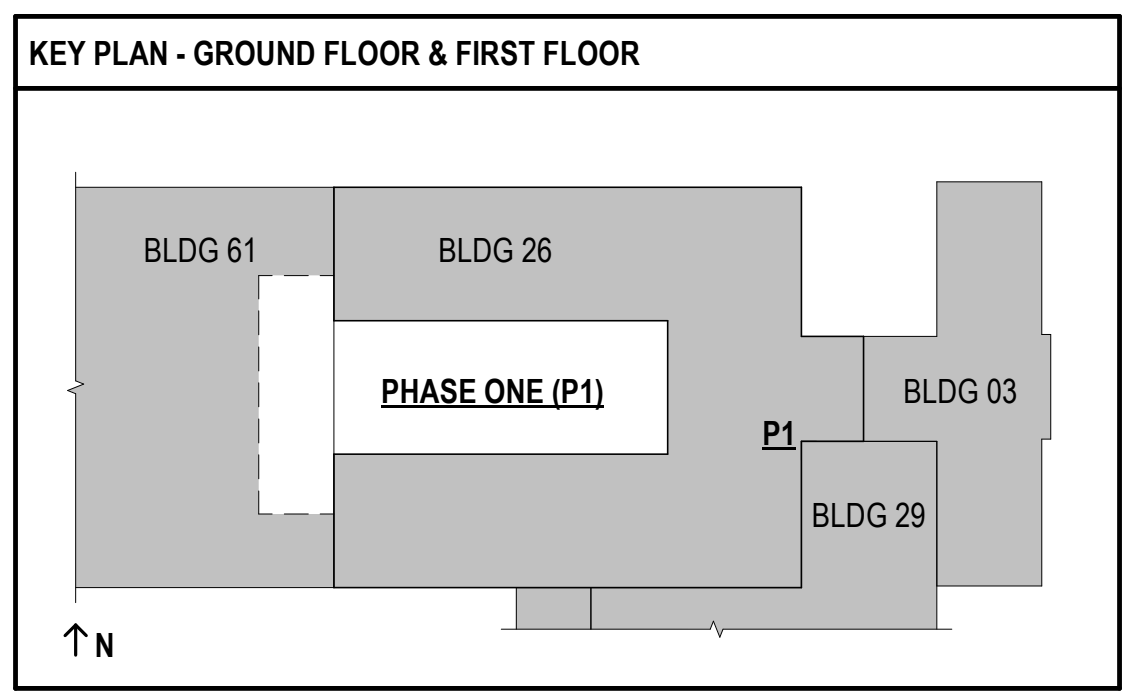
2 PHASE ONE - FIRST FLOOR PLUMBING DOMESTIC WATER PLAN
 1/8" = 1'-0"



1 PHASE ONE - GROUND FLOOR PLUMBING DOMESTIC WATER PLAN
 1/8" = 1'-0"

PHASING AND PROJECT SCOPE LEGEND

AREAS OF WORK OUTSIDE OF CURRENT PHASE OR OUTSIDE OF PROJECT SCOPE SHOWN. REFERENCE BIDDING PHASING PLANS FOR MORE INFORMATION.



**FULLY SPRINKLERED
 100% BID SET**

NO.	REVISION DESCRIPTION	DATE

CONSULTANTS:


STRUCTURAL / CIVIL ENGINEER H2B, INC. 1225 N. LOOP WEST, SUITE 800 HOUSTON, TX 77008 (713) 864-2900	MECH / ELEC / PLUMB / TECH ENGR SPUR DESIGN 11020 KING STREET, SUITE 350 OVERLAND PARK, KS 66210 (913) 968-7200	FIRE PROTECTION ENGINEER POOLE FIRE PROTECTION, INC. 19910 WEST 161ST STREET OLATHE, KANSAS 66062 (913) 829-8690
INDUSTRIAL HYGIENIST RIVERFRONT HEALTH & SAFETY 1150 OLIVE STREET, ST. LOUIS, MO 63101 (314) 436-9492	HEALTHCARE PLANNER INNOVA GROUP 3190 N. SIWAN ROAD TUCSON, AZ 85712 (520) 886-8650	PHYSICAL SECURITY FORCE PROTECT 10901 FRONT BEACH ROAD, STE 1415 PANAMA CITY, FL 32407 (502) 836-4232

ARCHITECT:

SPUR DESIGN

SPUR DESIGN, LLC
 312 SW 25TH STREET
 Oklahoma City, OK 73109
 (405) 842-6100

KS ARCH REG. NO. A-930, EXP. 12/31/2021
 KS ENGR REG. NO. E-2586, EXP. 12/31/2021



Drawing Title
PHASE ONE - PLUMBING DOMESTIC WATER PLAN

VA Health Care System Approval:

Project Title
CONSTRUCT INFILL OF BUILDING 26 AND RENOVATE SPECIALTY CARE CLINICS

Location
 5500 EAST KELLOGG AVENUE
 WICHITA, KANSAS 67218

Date
 12/21/2022

Checked
 JRM


Drawn
 GH

Project Number
 589-704

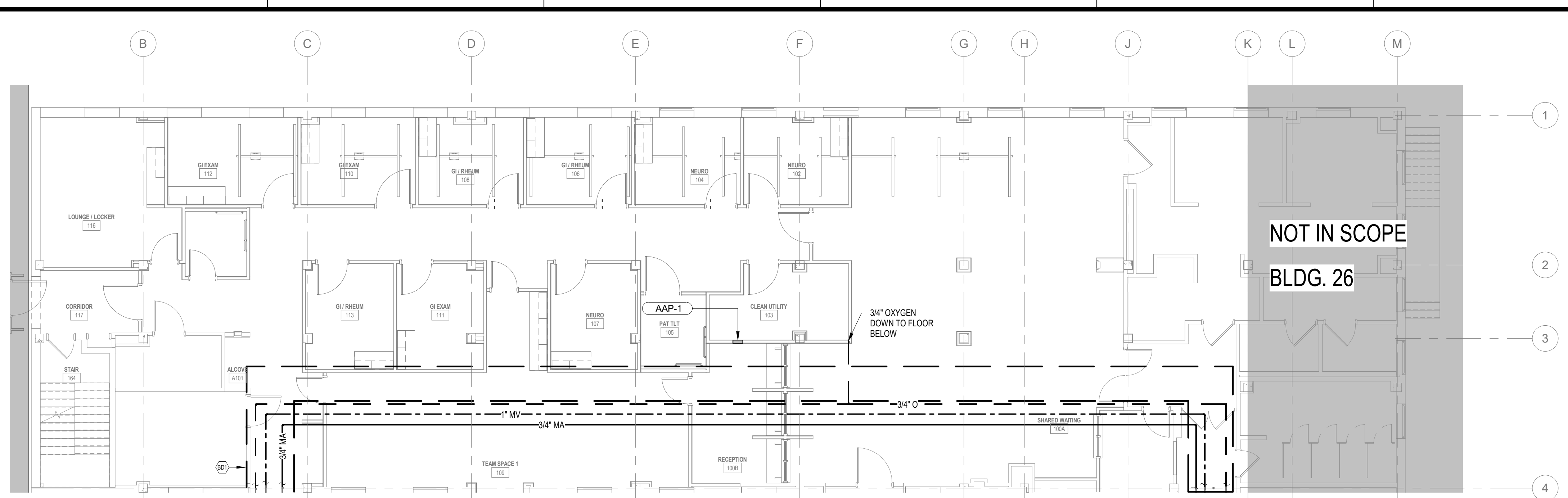
Building Number
 26

Drawing Number
PP101

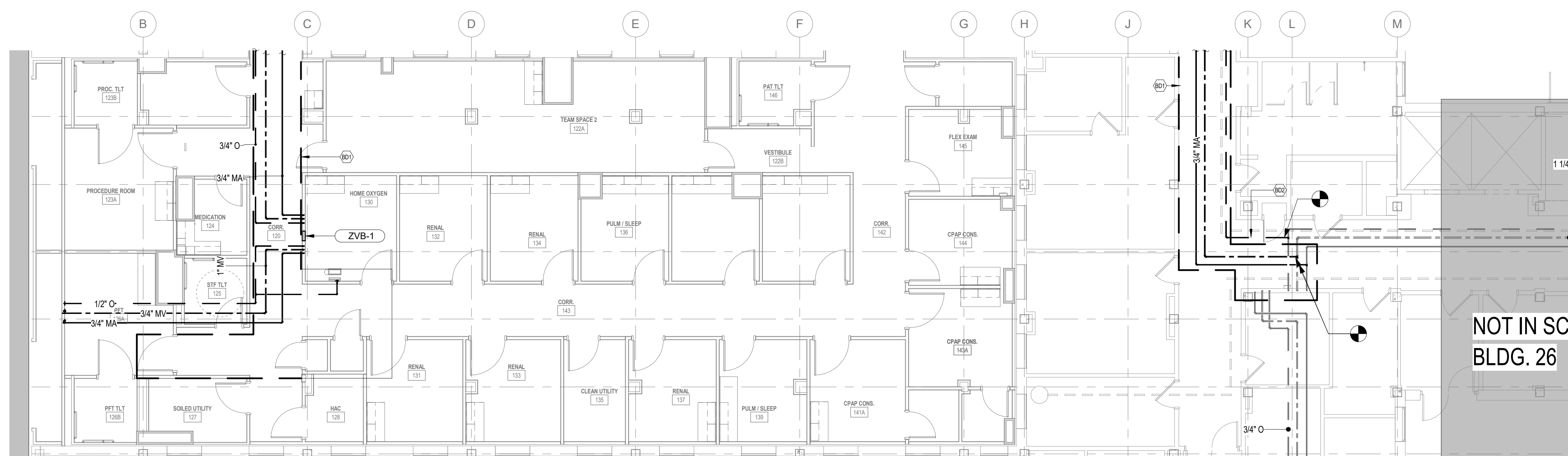
Drawing # 105 OF 190



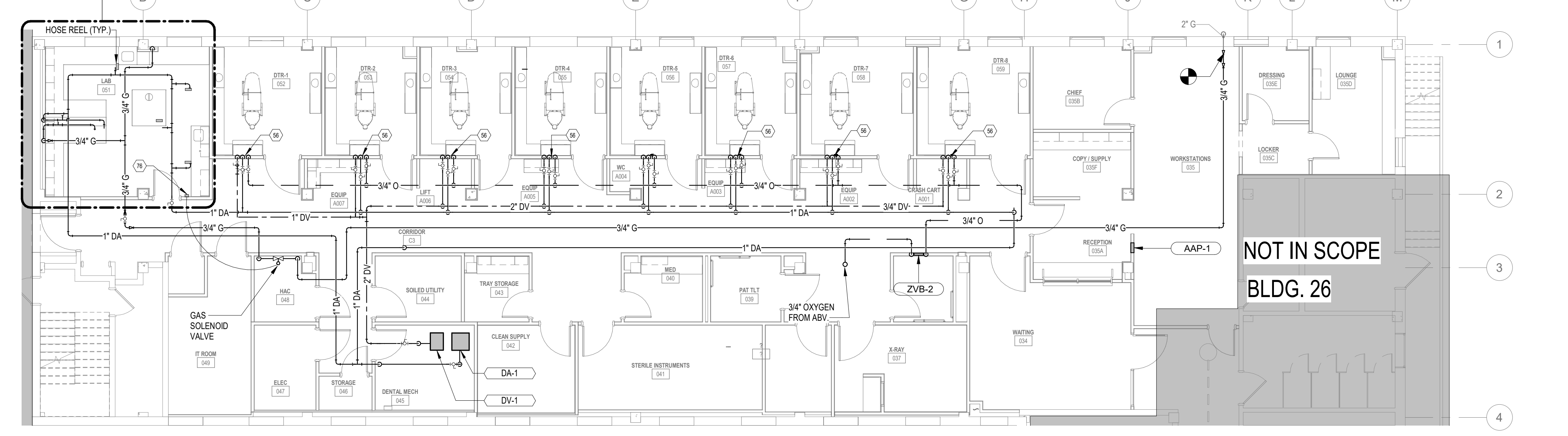
12/19/2022 2:06:37 PM



PLAN NORTH
3 PHASE TWO - FIRST FLOOR PLUMBING MEDICAL GAS PLAN
 1/8" = 1'-0"

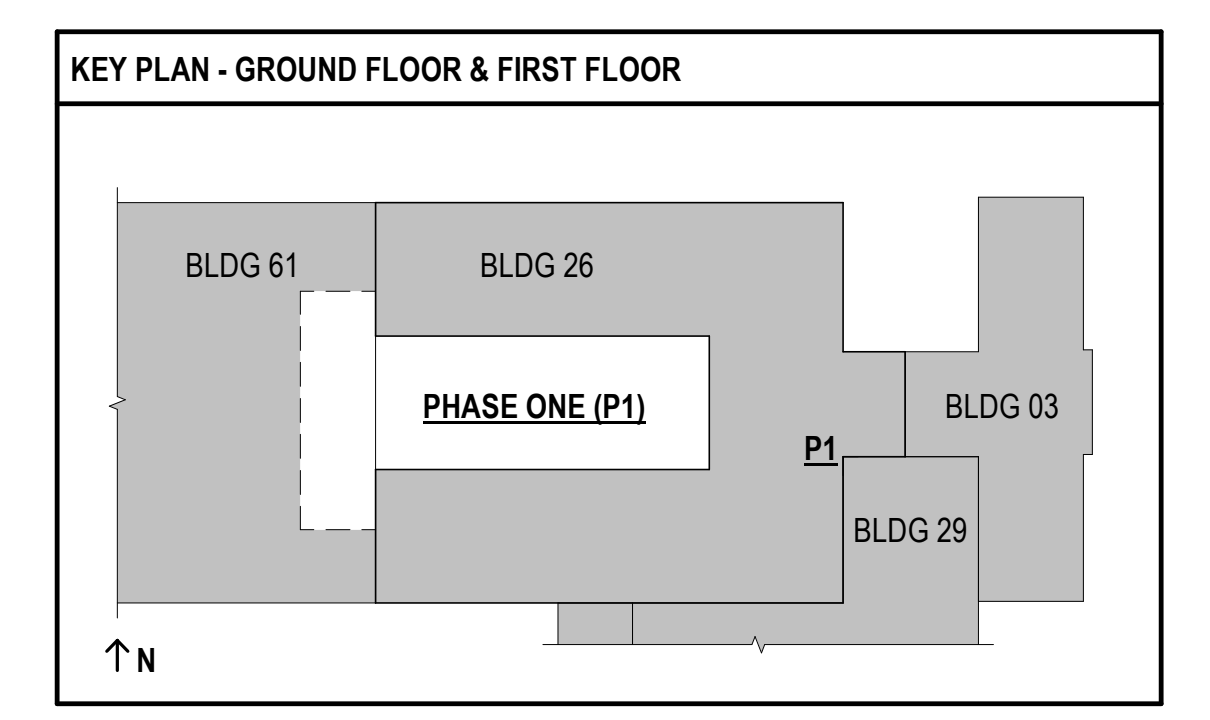
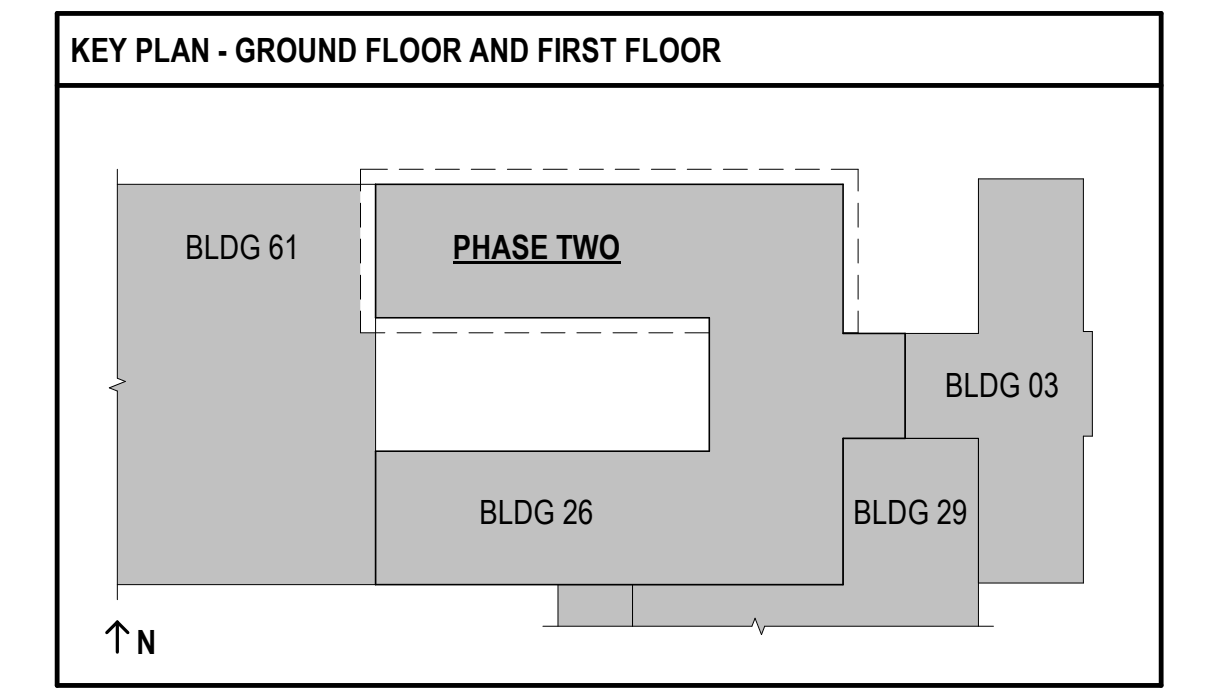
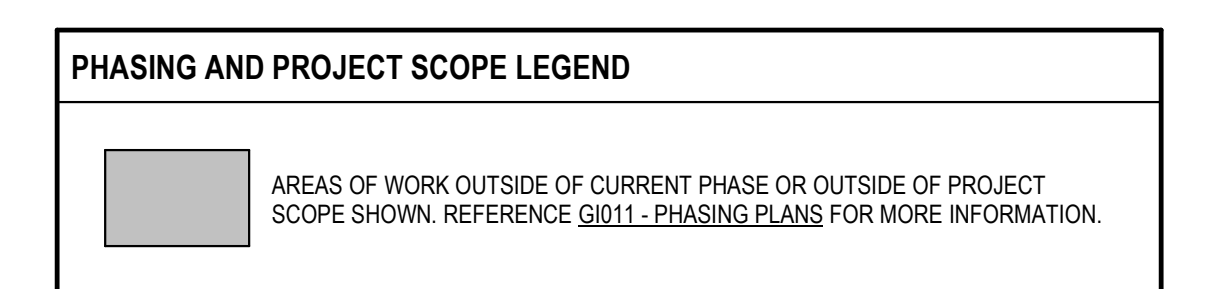


PLAN NORTH
2 PHASE ONE - FIRST FLOOR PLUMBING MEDICAL GAS PLAN
 1/8" = 1'-0"



PLAN NORTH
1 PHASE TWO - GROUND FLOOR PLUMBING MEDICAL GAS PLAN
 1/8" = 1'-0"

- KEYNOTES**
- 56 ROUTE 1/2" DENTAL AIR/3/4" DENTAL VACUUM. 1/2" OXYGEN DOWN WALL. ROUTE DENTAL AIR AND VACUUM DOWN IN SLAB TRENCH. STUB UP TO CHAIR.
 - 76 EMERGENCY SHUTDOWN BUTTON FOR GAS SOLENOID VALVE. LOWATED VALVE BY DOOR 87' A.F.F.
- BID DEDUCT KEYNOTES**
- BD1 FOR BID DEDUCT, THIS AREA TO REMAIN. NO DEMOLITION OR NEW WORK TO OCCUR EXCEPT WHERE SPECIFICALLY INDICATED.
 - BD2 FOR BID DEDUCT, ONLY CONNECT NEW 3/4" OXYGEN FOR DENTAL.



**FULLY SPRINKLERED
 100% BID SET**

No.	REVISION DESCRIPTION	DATE

CONSULTANTS:

STRUCTURAL / CIVIL ENGINEER H2B, INC. 1225 N. LOOP WEST, SUITE 800 HOUSTON, TX 77008 (713) 864-2900	MECH / ELEC / PLUMB / TECH ENGR SPUR DESIGN 11020 KING STREET, SUITE 350 OVERLAND PARK, KS 66210 (405) 842-6100	FIRE PROTECTION ENGINEER POOLE FIRE PROTECTION, INC. 19910 WEST 161ST STREET OLATHE, KANSAS 66062 (913) 829-8690
INDUSTRIAL HYGIENIST RIVERFRONT HEALTH & SAFETY 1150 OLIVE STREET, ST. LOUIS, MO 63101 (314) 436-9492	HEALTHCARE PLANNER INNOVA GROUP 3190 N. SIWAN ROAD TUCSON, AZ 85712 (520) 886-8650	PHYSICAL SECURITY FORCE PROTECT 10901 FRONT BEACH ROAD, STE 1415 PANAMA CITY, FL 32407 (502) 836-4232

ARCHITECT:

SPUR DESIGN, LLC
 312 SW 25TH STREET
 Oklahoma City, OK 73109
 (405) 842-6100

KS ARCH REG. NO. A-930, EXP. 12/31/2021
 KS ENGR REG. NO. E-2586, EXP. 12/31/2021

STAMP:

Drawing Title
**PHASE ONE AND TWO - PLUMBING
 MEDICAL GAS PLANS**

VA Health Care System Approval:

Project Title
**CONSTRUCT INFILL OF
 BUILDING 26 AND RENOVATE
 SPECIALTY CARE CLINICS**

Location
 5500 EAST KELLOGG AVENUE
 WICHITA, KANSAS 67218

Date: 12/21/2022

Checked: JRM
 Drawn: GH

Project Number
 589-704

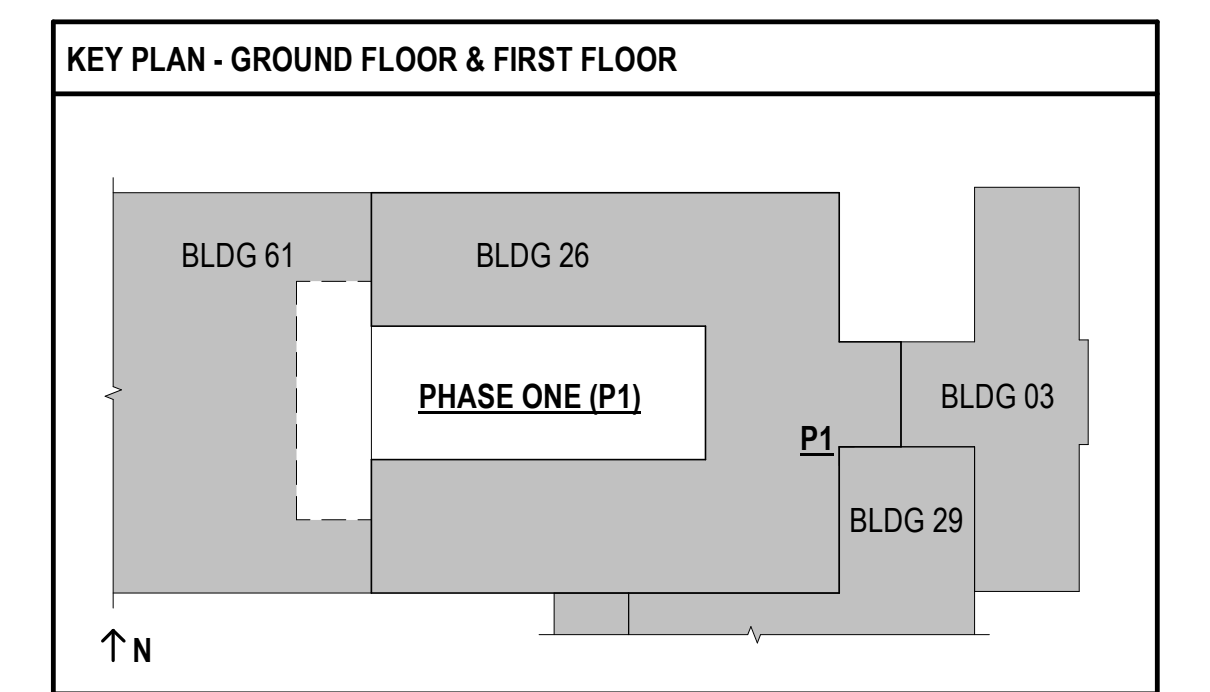
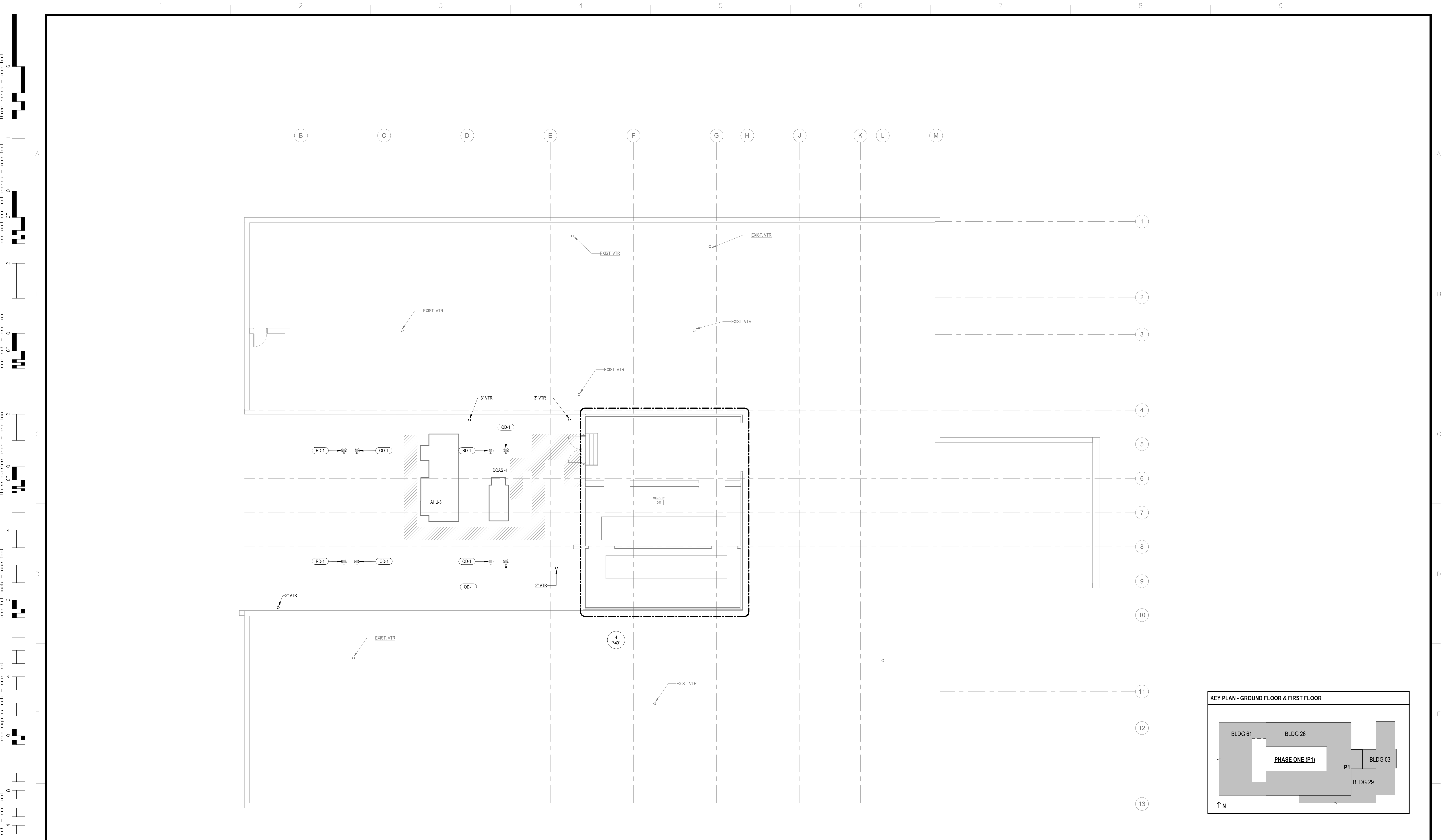
Building Number
 26

Drawing Number
PG101

Drawing # 106 OF 190

Veterans
 Health
 Administration

U.S. Department of Veterans Affairs

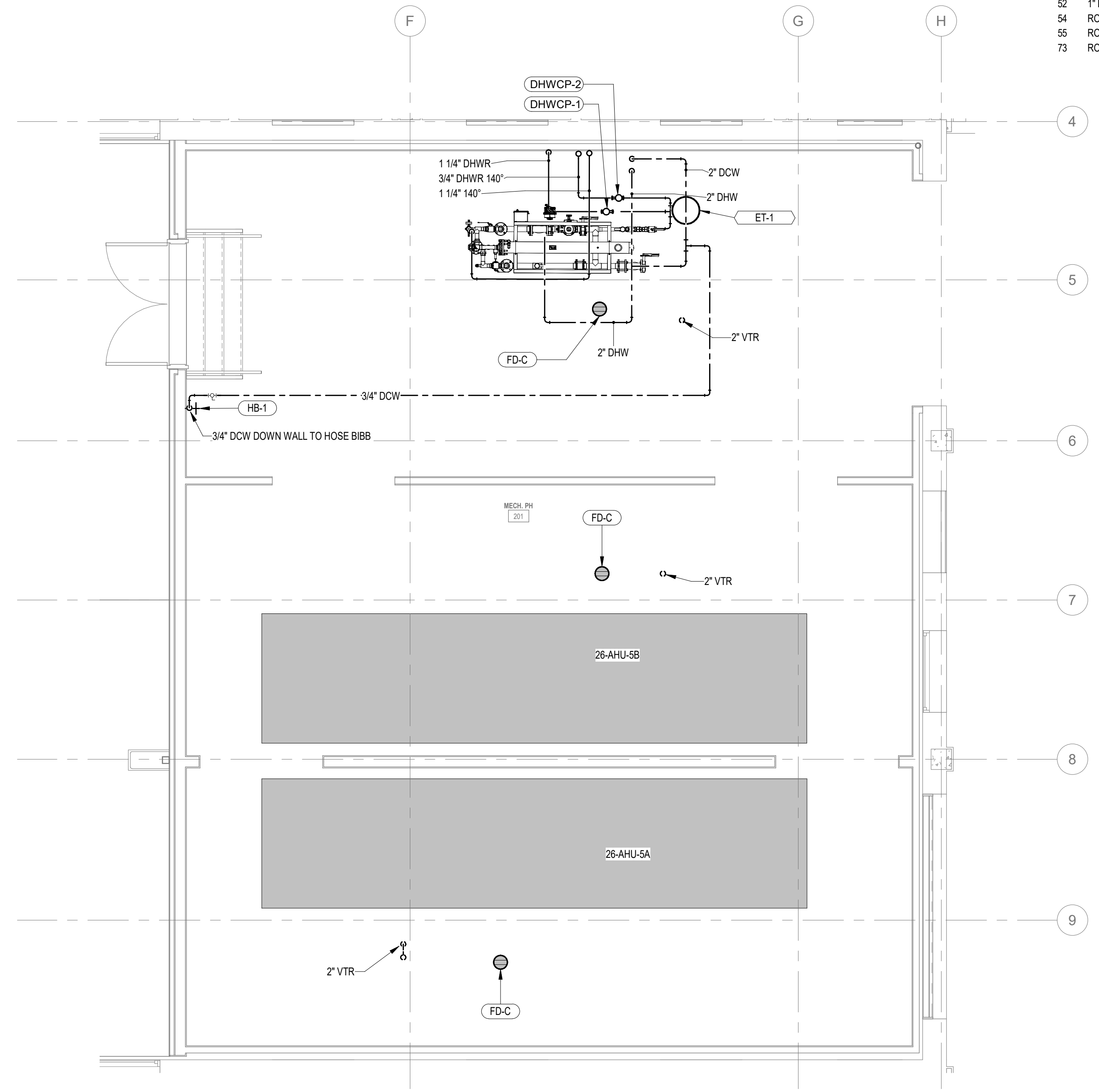


1 PLUMBING ROOF PLAN
1/8" = 1'-0"

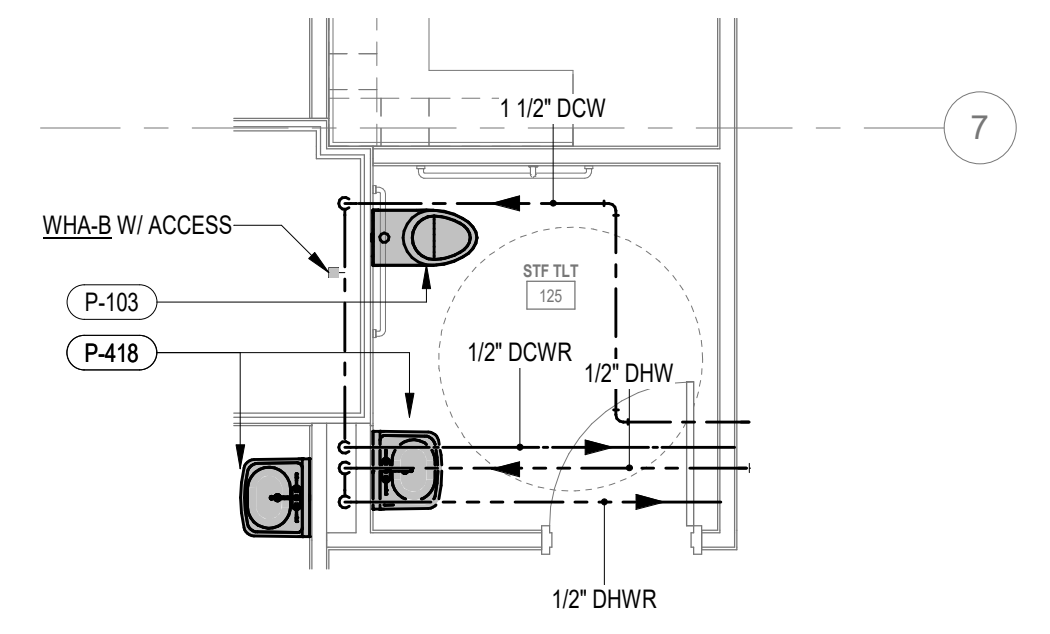
FULLY SPRINKLERED
100% BID SET

No. REVISION DESCRIPTION DATE 	CONSULTANTS: STRUCTURAL / CIVIL ENGINEER MECH / ELEC / PLUMB / TECH ENGR FIRE PROTECTION ENGINEER H2B, INC. SPUR DESIGN POOLE FIRE PROTECTION, INC. 1225 N. LOOP WEST, SUITE 800 11020 KING STREET, SUITE 350 19910 WEST 161ST STREET HOUSTON, TX 77008 OVERLAND PARK, KS 66210 OLATHE, KANSAS 66062 (713) 864-2900 (405) 842-6100 (913) 829-8690 INDUSTRIAL HYGIENIST HEALTHCARE PLANNER PHYSICAL SECURITY RIVERFRONT HEALTH & SAFETY INNOVA GROUP FORCE PROTECT 1190 OLIVE STREET, 3190 N. SIWAN ROAD 10901 FRONT BEACH ROAD, STE 1415 ST. LOUIS, MO 63101 TUCSON, AZ 85712 PANAMA CITY, FL 32407 (314) 436-9492 (520) 886-8650 (502) 836-4232			ARCHITECT:  SPUR DESIGN, LLC 312 SW 25TH STREET Oklahoma City, OK 73109 (405) 842-6100 <small>KS ARCH REG. NO. A-930, EXP. 12/31/2021 KS ENGR REG. NO. E-2586, EXP. 12/31/2021</small>		STAMP: 	Drawing Title PLUMBING ROOF PLAN VA Health Care System Approval:	Project Title CONSTRUCT INFILL OF BUILDING 26 AND RENOVATE SPECIALTY CARE CLINICS Location 5500 EAST KELLOGG AVENUE WICHITA, KANSAS 67218	Project Number 589-704 Building Number 26 Drawing Number P-200 Drawing # 107 OF 190	Date 12/21/2022 Checked JRM Drawn GH	Veterans Health Administration  U.S. Department of Veterans Affairs
---	---	--	--	--	--	--	---	--	--	--	---

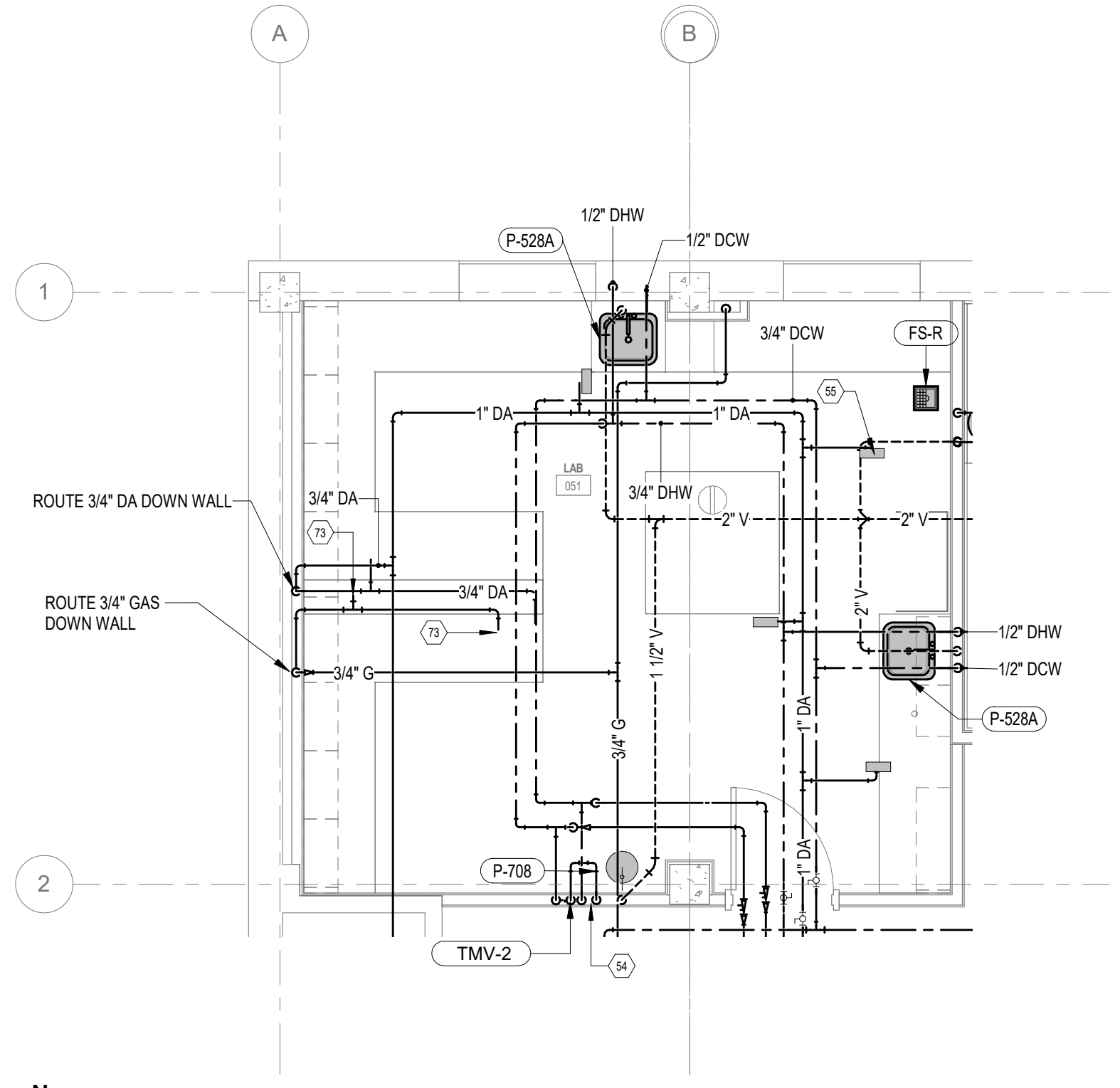
- KEYNOTES
- 23 1/2" DHWDOWN DN TO FIXTURE.
 - 48 1/2" DCW DN TO ICE MAKER.
 - 52 1" DCW TO WATER CLOSET (TYP.)
 - 54 ROUTE 1/2" DHW & DCW DOWN TO TMV FOR P-708 EMERGENCY EYEWASH.
 - 55 ROUTE DENTAL AIR TO HOSE REEL. HOSE REEL TO BE MOUNTED TO STRUCTURE.
 - 73 ROUTE 1/2" GAS IN CABINET TO DESK MOUNTED OUTLET FOR BUNSEN BURNER. (TYP.)



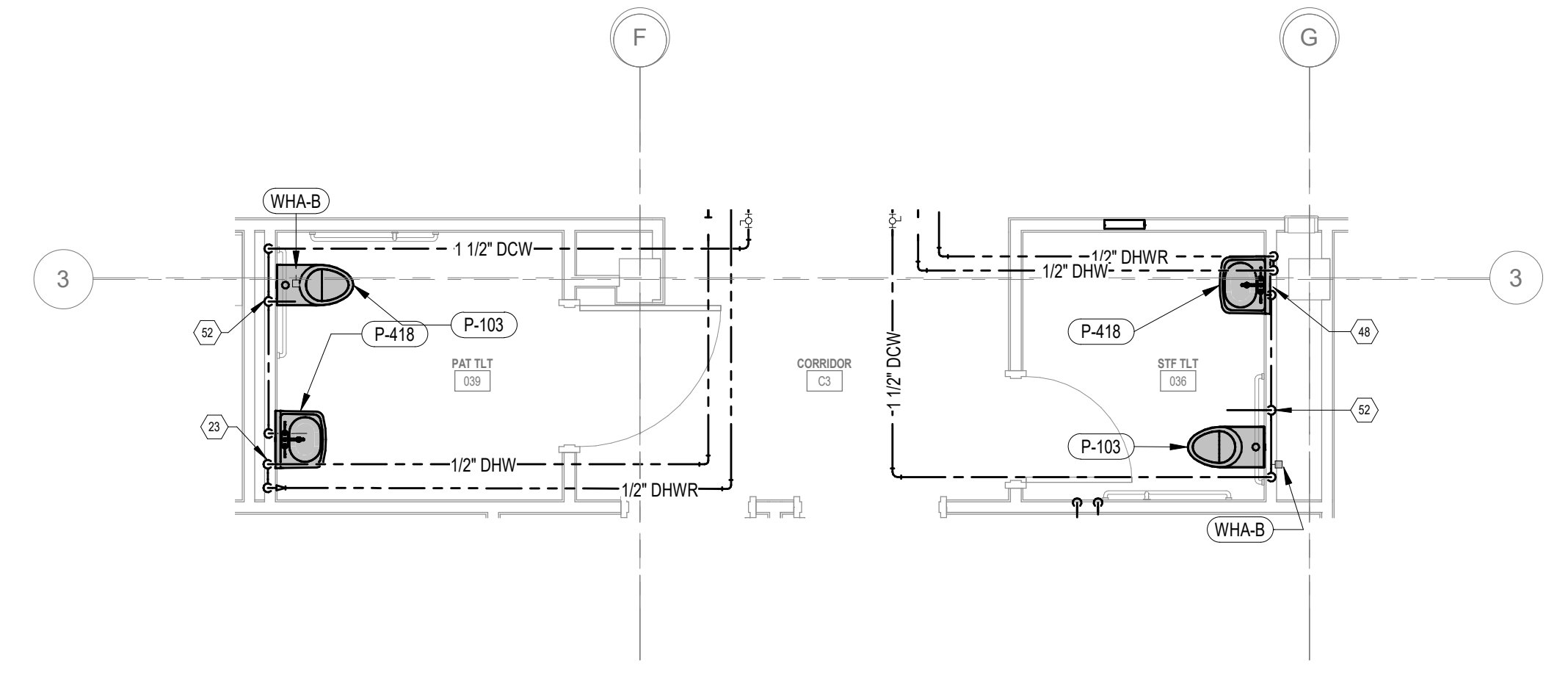
4 ENLARGED PLUMBING PLAN - MECH. RM. 201
1/4" = 1'-0"



3 ENLARGED PLUMBING PLAN - TOILET ROOM 121
1/4" = 1'-0"



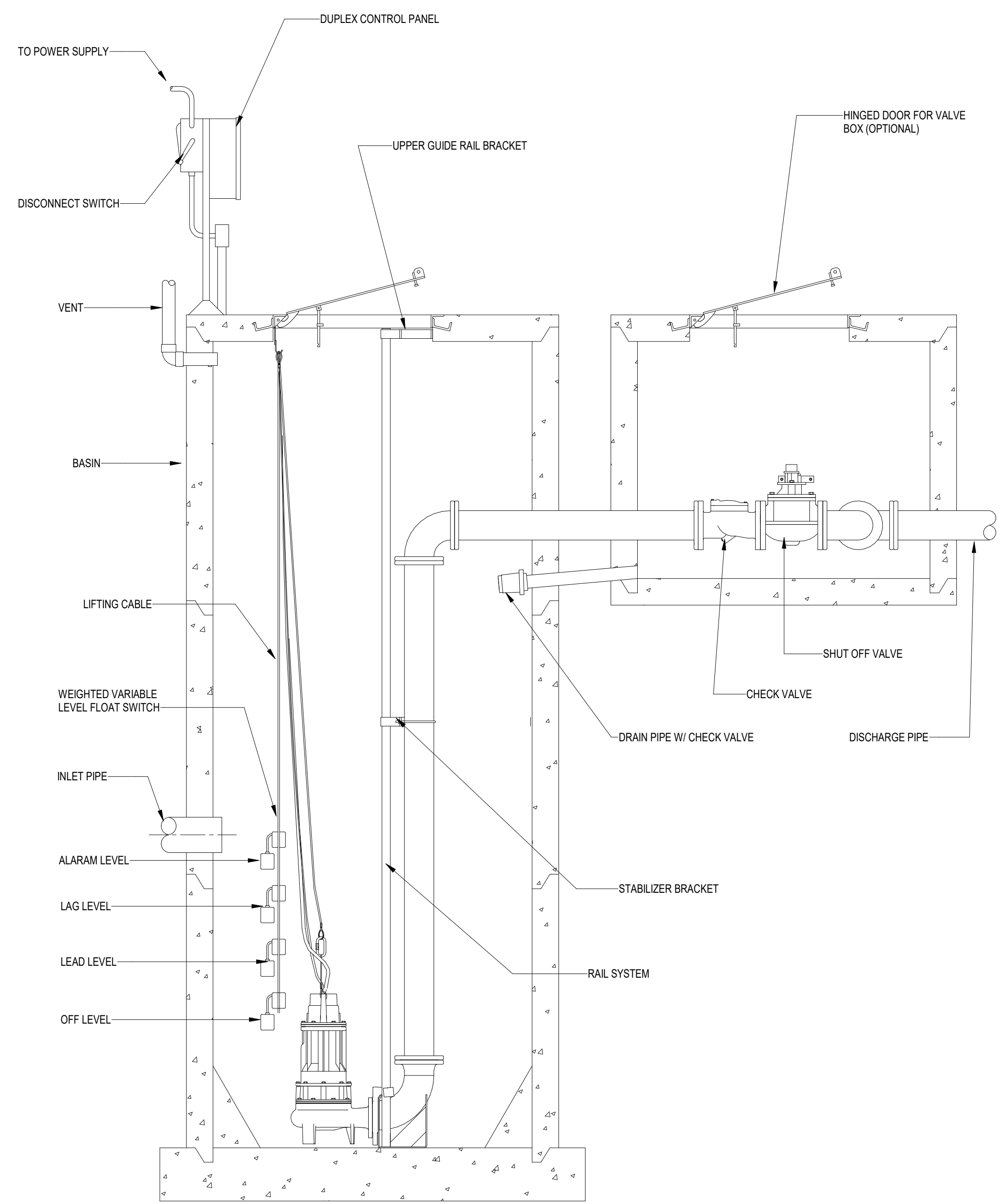
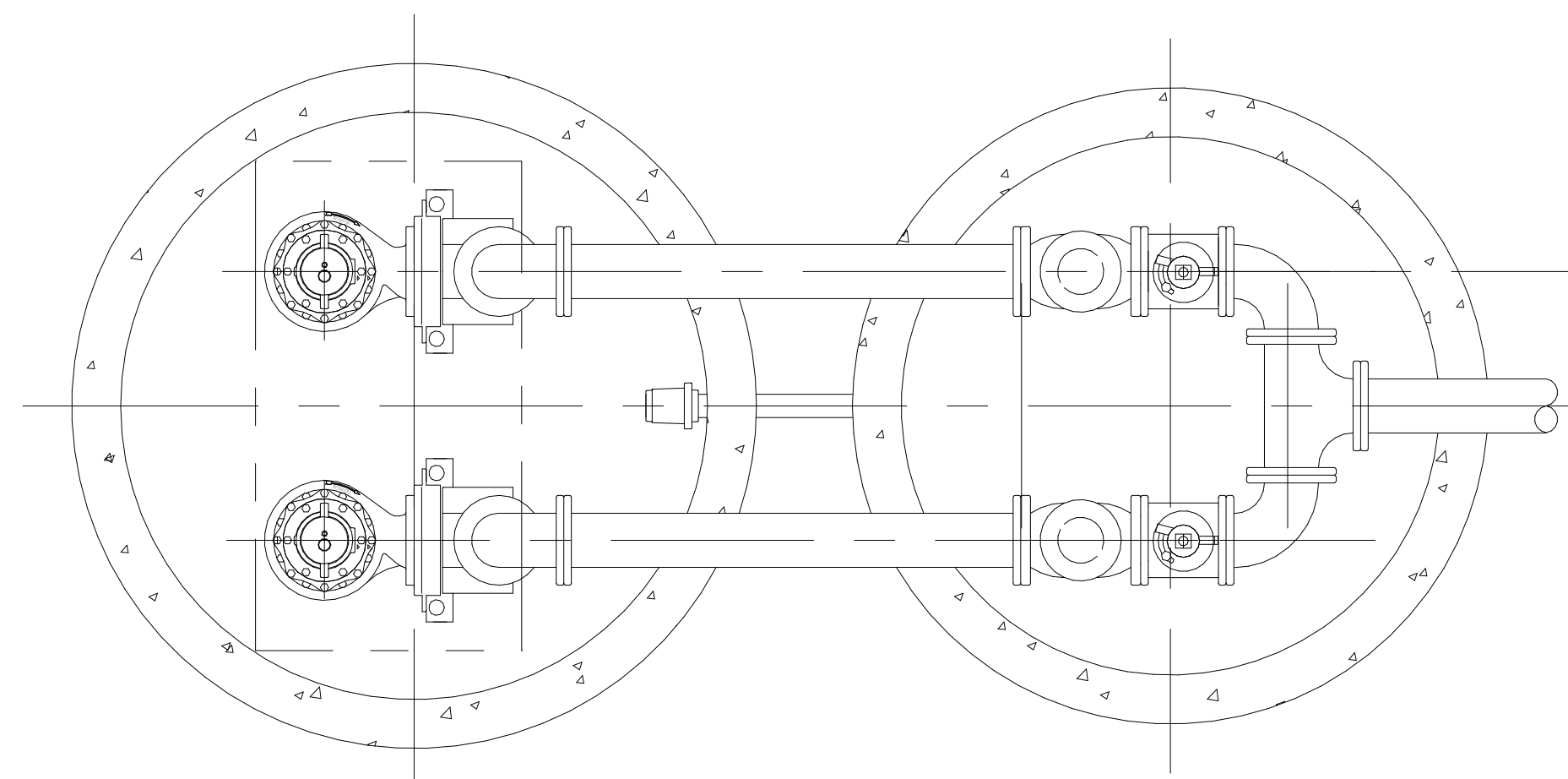
2 ENLARGED PLUMBING PLAN - DENTAL LAB
1/4" = 1'-0"



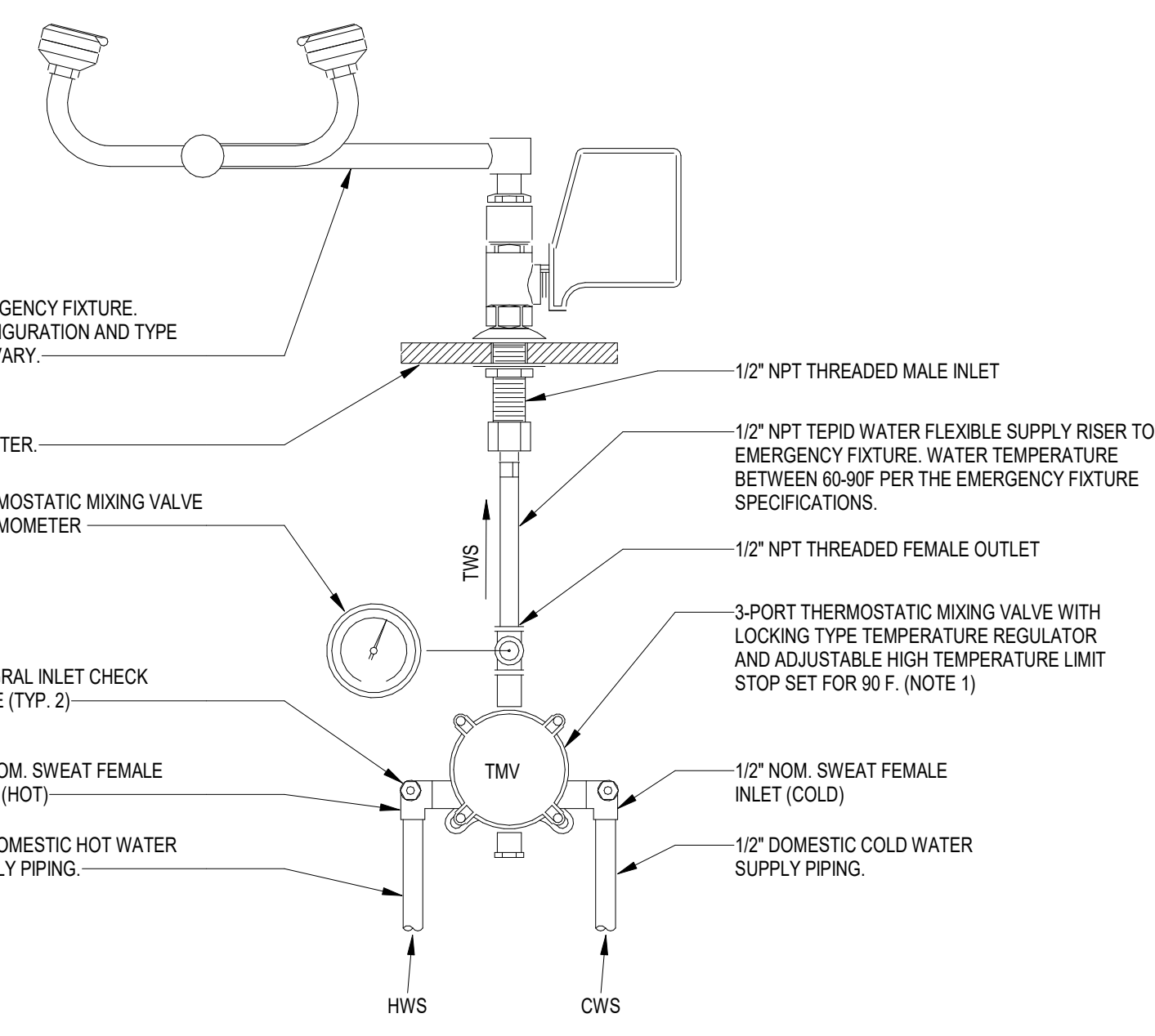
1 ENLARGED PLUMBING PLAN - TOILET ROOMS 009 & 015
1/4" = 1'-0"

FULLY SPRINKLERED
100% BID SET

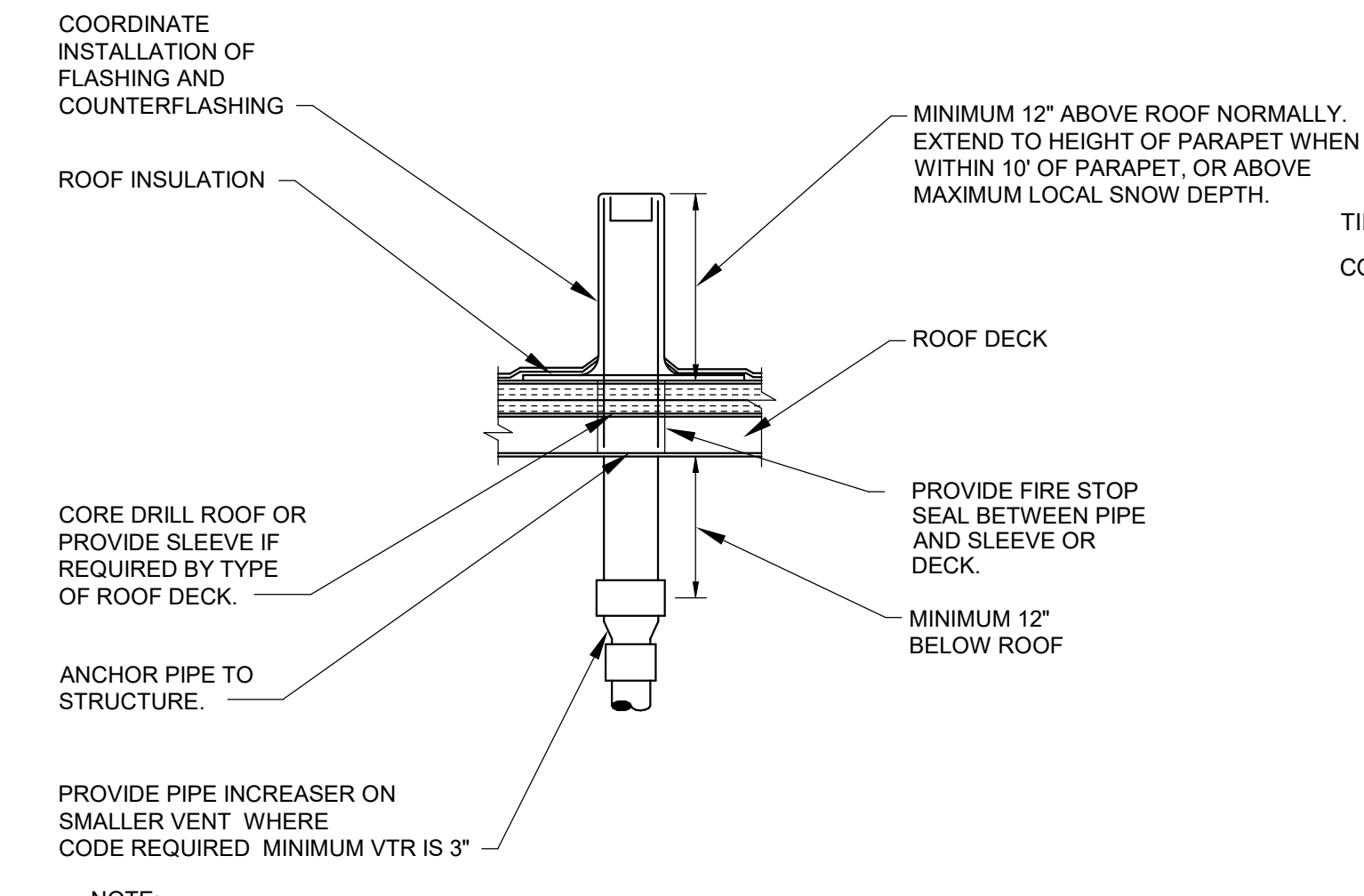
NO.	REVISION DESCRIPTION	DATE	CONSULTANTS:			ARCHITECT:	STAMP:	Drawing Title PLUMBING ENLARGED PLANS	Project Title		Project Number	Veterans Health Administration
			STRUCTURAL / CIVIL ENGINEER H2B, INC. 1225 N. LOOP WEST, SUITE 800 HOUSTON, TX 77008 (713) 864-2900	MECH / ELEC / PLUMB / TECH ENGR SPUR DESIGN 11020 KING STREET, SUITE 350 OVERLAND PARK, KS 66210 (913) 368-7200	FIRE PROTECTION ENGINEER POOLE FIRE PROTECTION, INC. 19910 WEST 161ST STREET OLATHE, KANSAS 66062 (913) 829-8690				CONSTRUCT INFILL OF BUILDING 26 AND RENOVATE SPECIALTY CARE CLINICS		589-704	
			INDUSTRIAL HYGIENIST RIVERFRONT HEALTH & SAFETY 1150 OLIVE STREET, ST. LOUIS, MO 63101 (314) 436-9492	HEALTHCARE PLANNER INNOVA GROUP 3190 N. SIWAN ROAD TUCSON, AZ 85712 (520) 886-8650	PHYSICAL SECURITY FORCE PROTECT 10901 FRONT BEACH ROAD, STE 1415 PANAMA CITY, FL 32407 (502) 836-4232		VA Health Care System Approval:	Location		Drawing Number	VA U.S. Department of Veterans Affairs	
			5500 EAST KELLOGG AVENUE WICHITA, KANSAS 67218		P-401							
							Date	Checked	Drawn	Drawing # 108 OF 190		
							12/21/2022	JRM	GH			



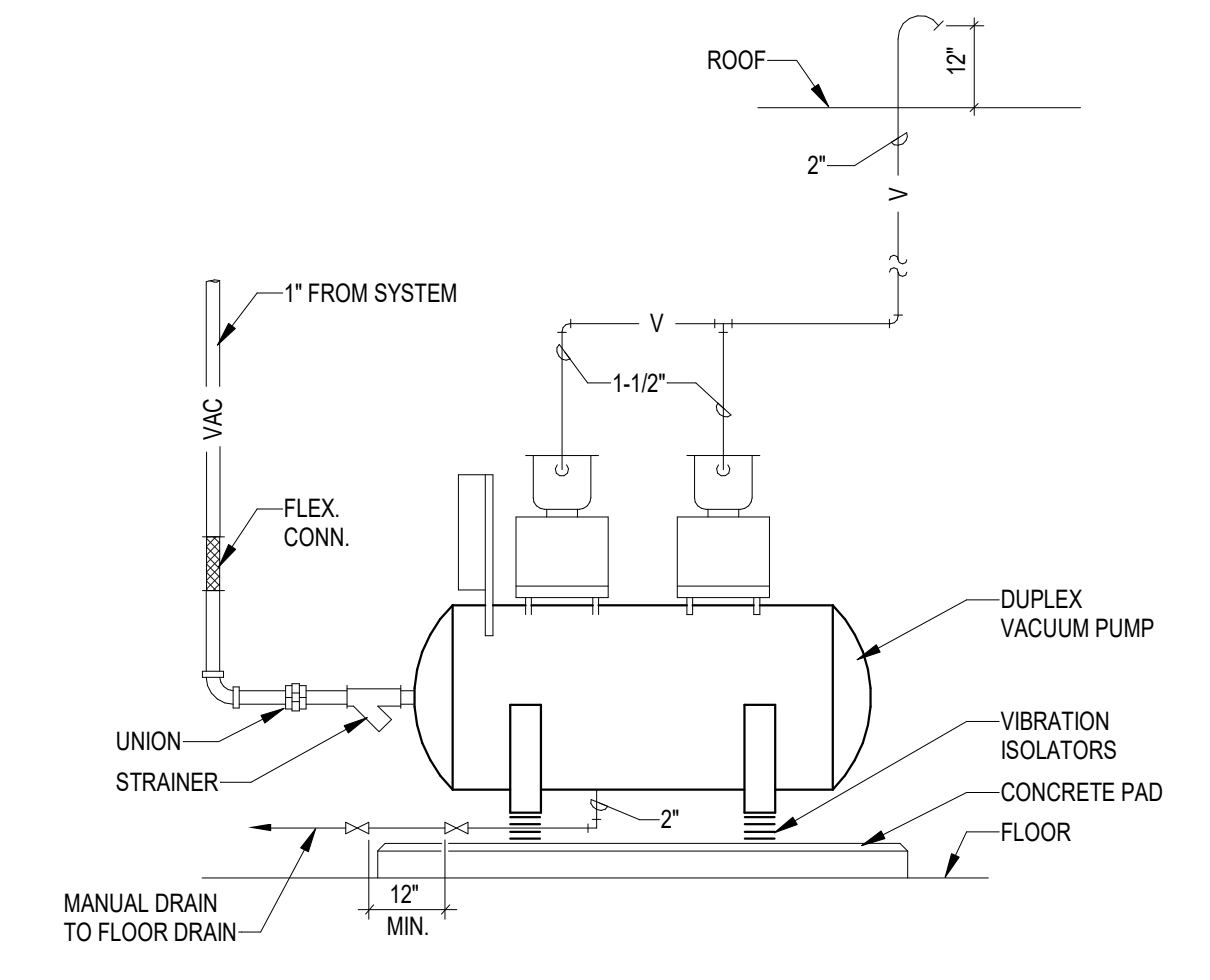
4 DUPLEX LIFT STATION DETAIL



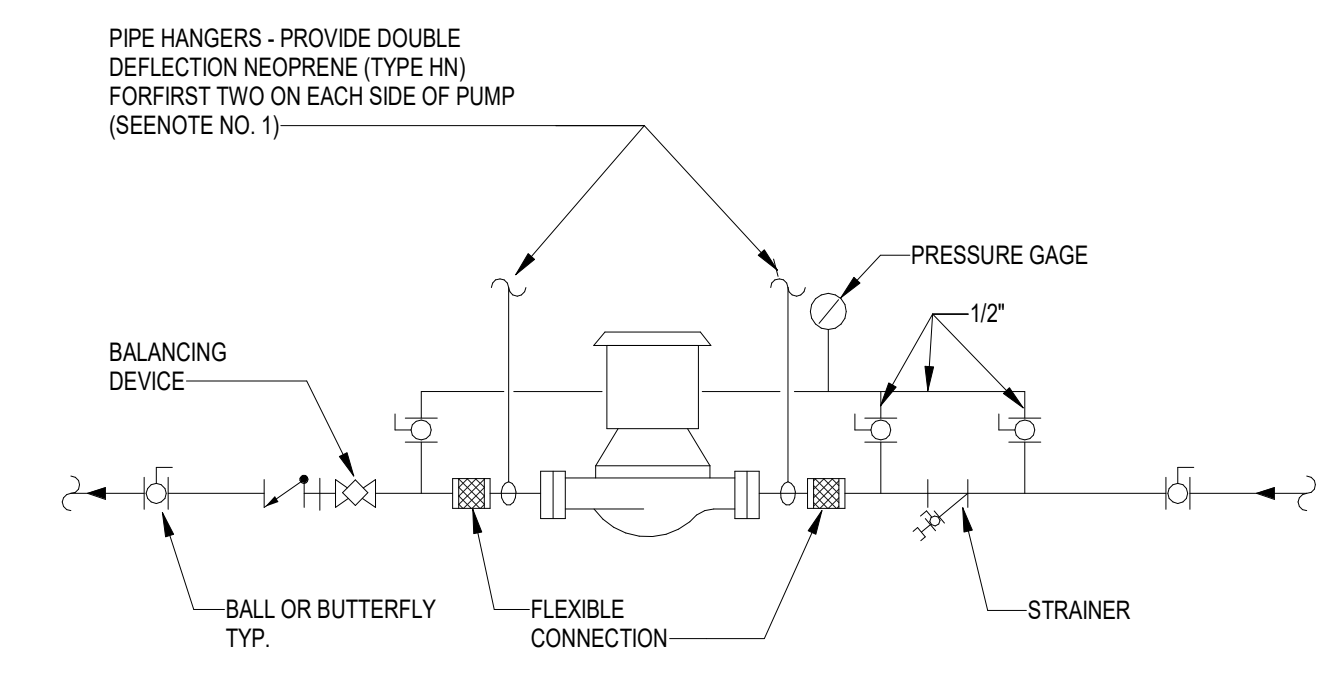
7 3-PORT TMV TO EMERGENCY FIXTURE DETAIL



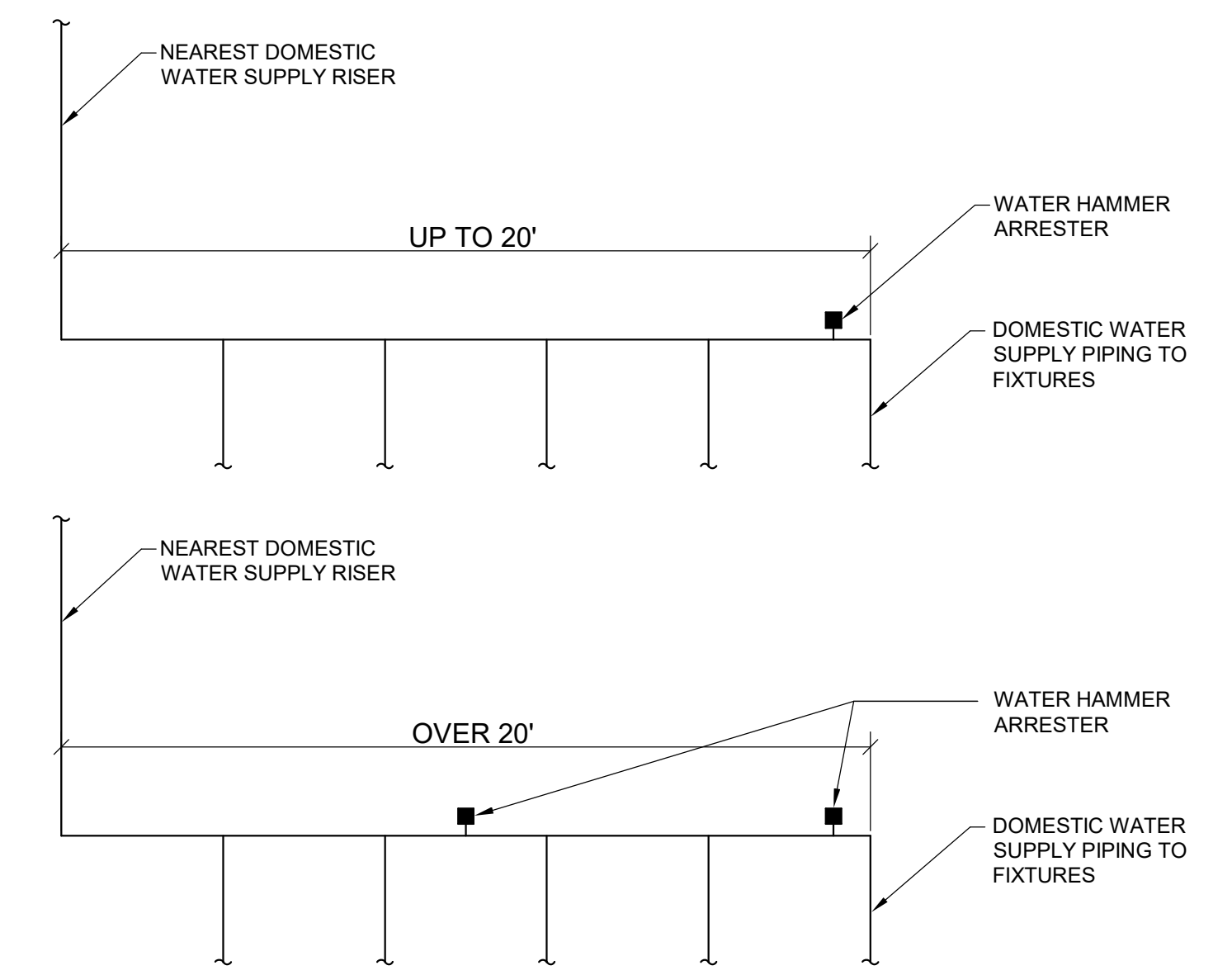
3 VENT THROUGH ROOF DETAIL



8 VACUUM PUMP PIPING DIAGRAM

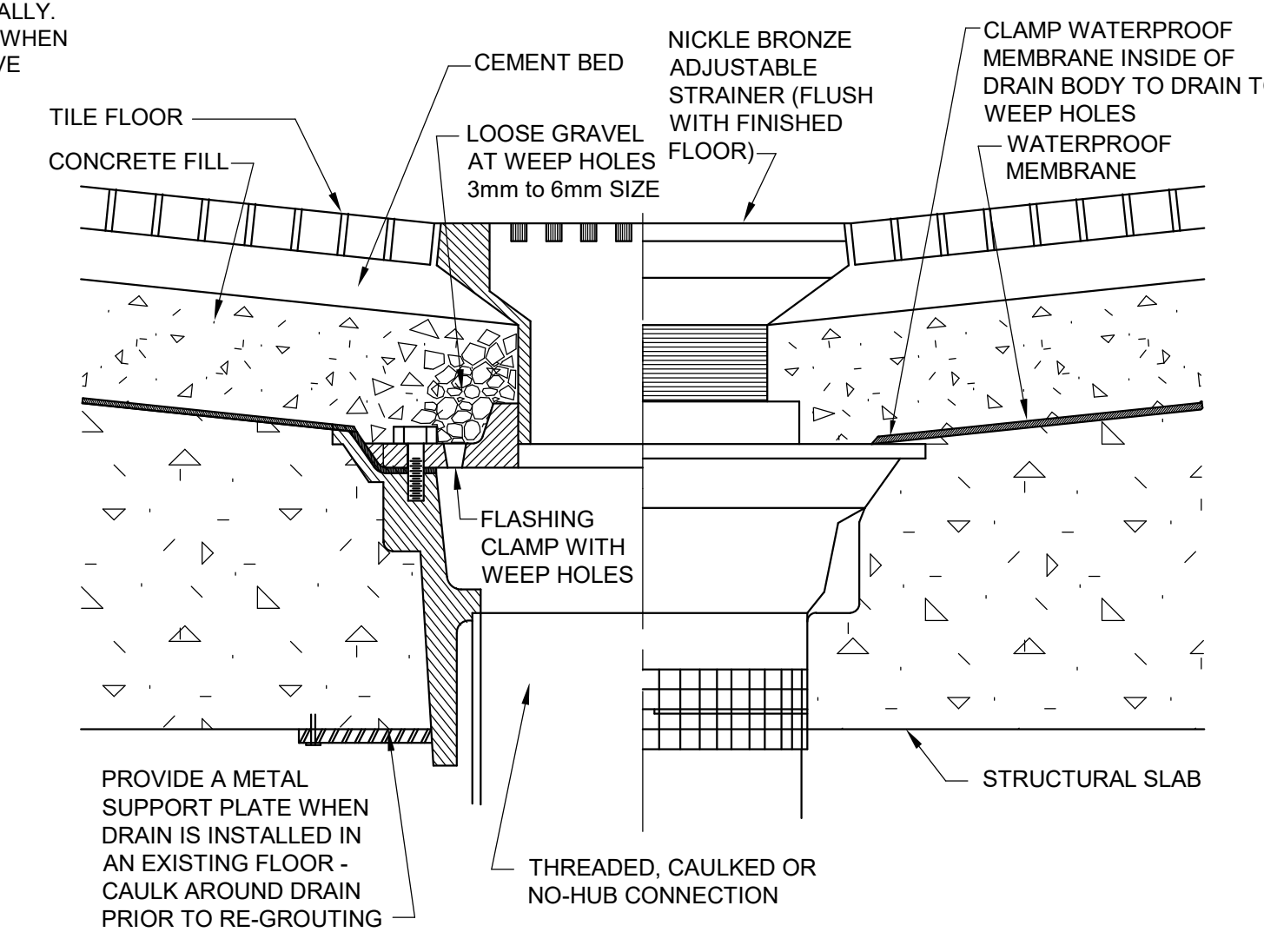


6 IN-LINE PUMPS - CONNECTIONS

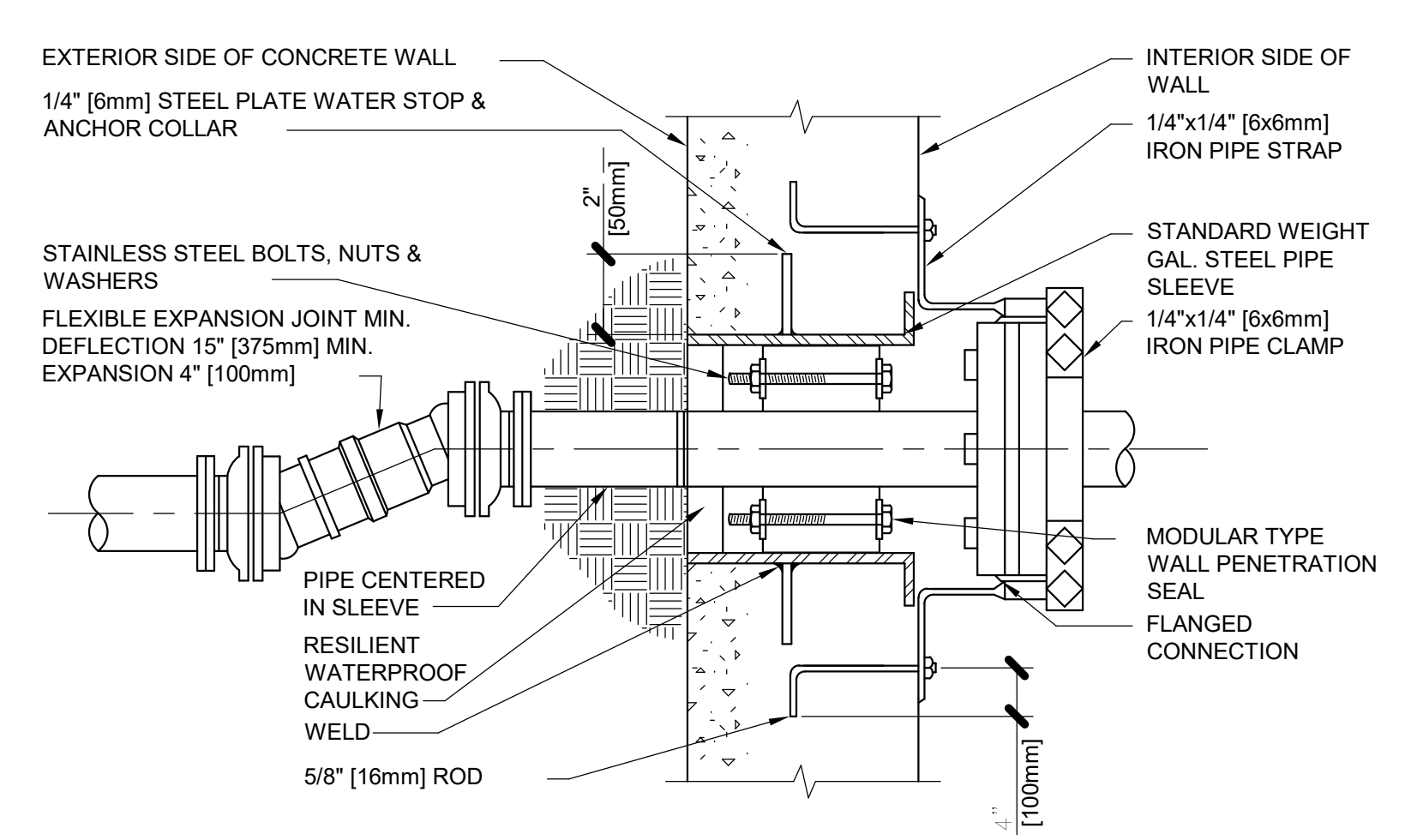


5 WATER HAMMER ARRESTOR DETAIL

MARK	FIXTURE UNIT RATING
A	1 - 11
B	12 - 32
C	33 - 60
D	61 - 113
E	114 - 154
F	155 - 330



2 TYPE "C" FLOOR DRAIN DETAIL



1 PIPE PENETRATION THROUGH WALLS BELOW GRADE

NO.	REVISION DESCRIPTION	DATE

CONSULTANTS:
 STRUCTURAL / CIVIL ENGINEER
 H2B, INC.
 1225 N. LOOP WEST, SUITE 800
 HOUSTON, TX 77008
 (713) 864-2900
 INDUSTRIAL HYGIENIST
 RIVERFRONT HEALTH & SAFETY
 1150 OLIVE STREET,
 ST. LOUIS, MO 63101
 (314) 436-9492
 MECH / ELEC / PLUMB / TECH ENGR
 SPUR DESIGN
 11020 KING STREET, SUITE 350
 OVERLAND PARK, KS 66210
 (713) 968-7200
 HEALTHCARE PLANNER
 INNOVA GROUP
 3190 N. SIWAN ROAD
 TUCSON, AZ 85712
 (520) 886-8650
 FIRE PROTECTION ENGINEER
 POOLE FIRE PROTECTION, INC.
 19910 WEST 161ST STREET
 OLATHE, KANSAS 66062
 (913) 829-8690
 PHYSICAL SECURITY
 FORCE PROTECT
 1150 OLIVE STREET
 PANAMA CITY, FL 32407
 (502) 836-4232

ARCHITECT:

SPUR DESIGN, LLC
 312 SW 25TH STREET
 Oklahoma City, OK 73109
 (405) 842-6100
 KS ARCH REG. NO. A-930, EXP. 12/31/2021
 KS ENGR REG. NO. E-2586, EXP. 12/31/2021

STAMP:

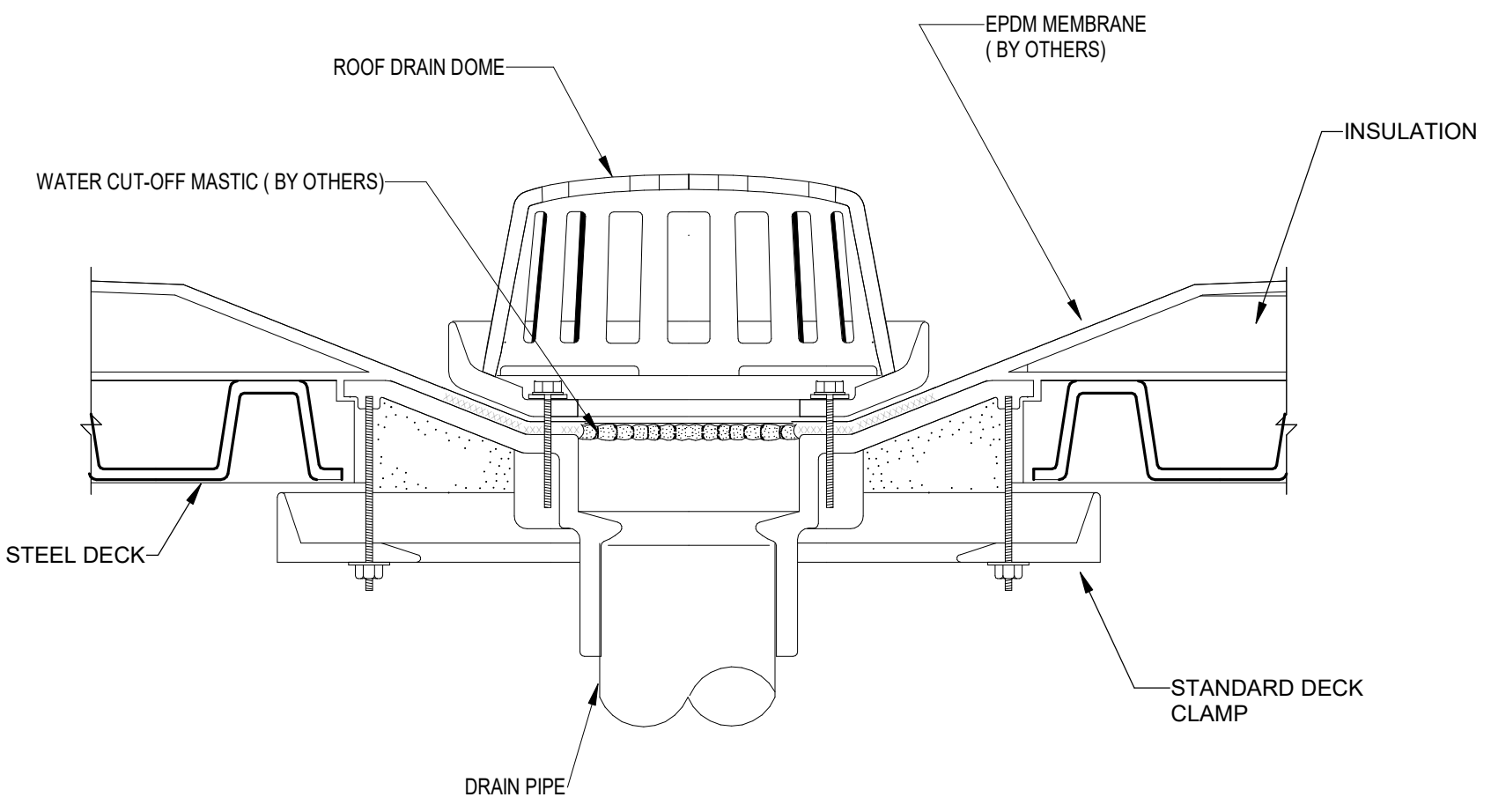
 Drawing Title
PLUMBING DETAILS
 VA Health Care System Approval:

Project Title
CONSTRUCT INFILL OF BUILDING 26 AND RENOVATE SPECIALTY CARE CLINICS
 Location
 5500 EAST KELLOGG AVENUE
 WICHITA, KANSAS 67218
 Date
 12/21/2022
 Checked
 JRM
 Drawn
 GH
 Project Number
 589-704
 Building Number
 26
 Drawing Number
P-501
 Drawing # 109 OF 190

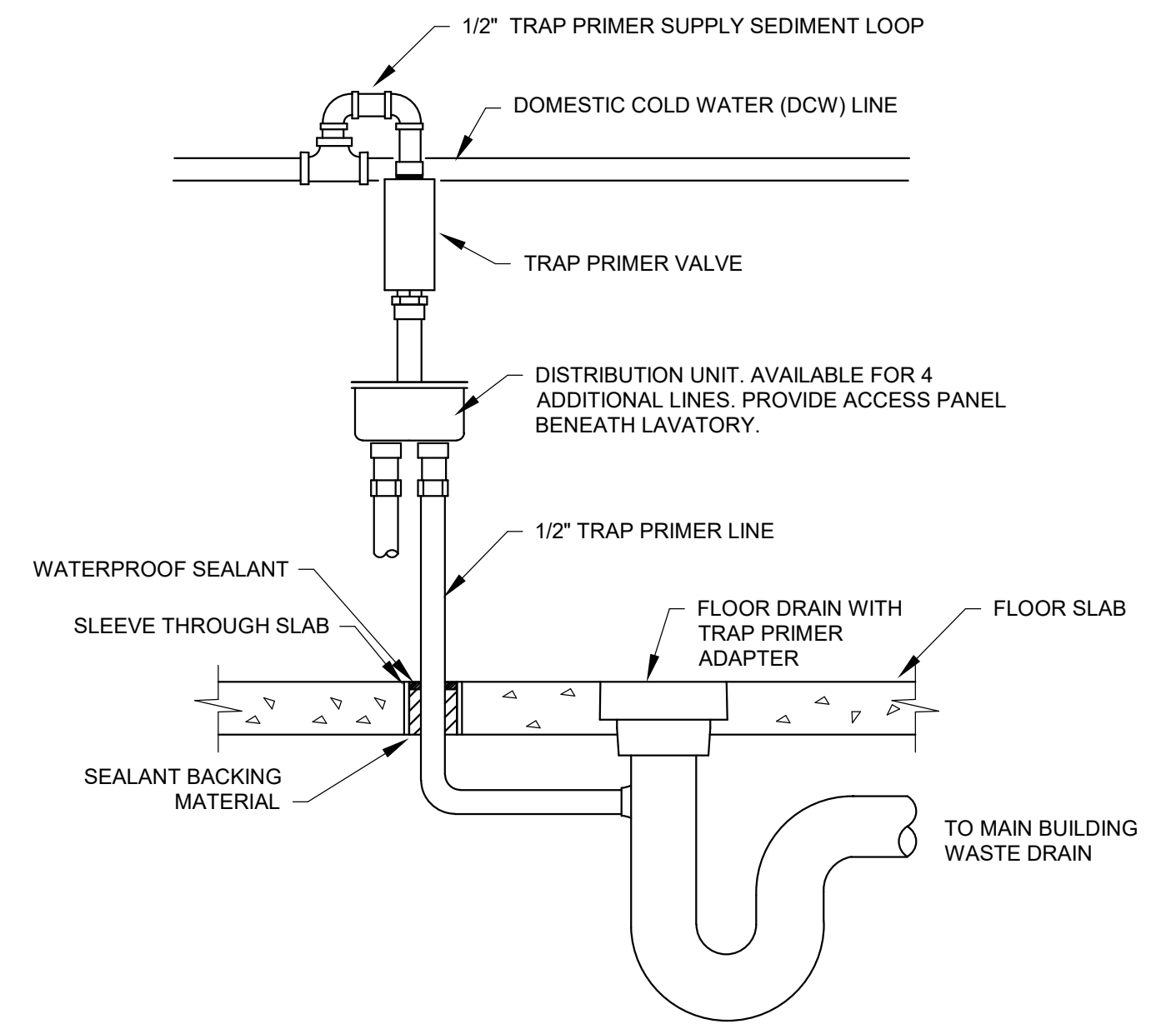
FULLY SPRINKLERED
100% BID SET

Veterans Health Administration
 U.S. Department of Veterans Affairs

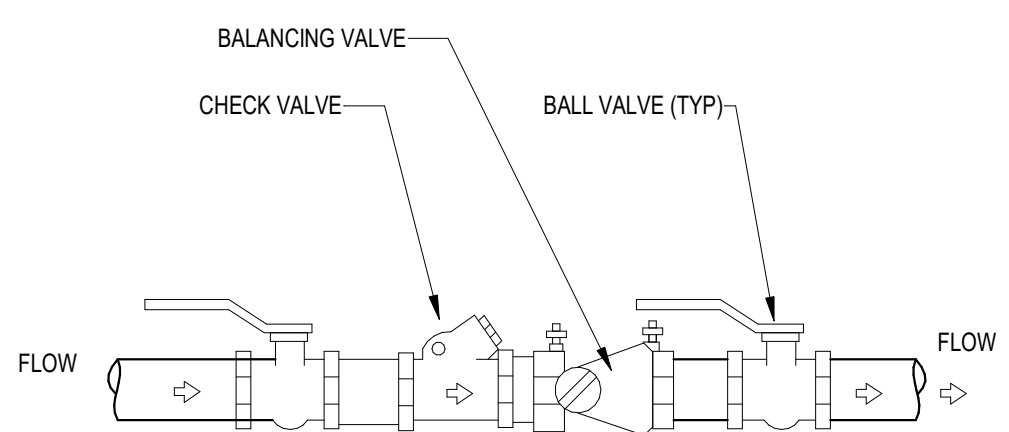
three inches = one foot
 one and one half inches = one foot
 one inch = one foot
 three quarters inch = one foot
 one half inch = one foot
 three eighths inch = one foot
 one quarter inch = one foot
 one eighth inch = one foot



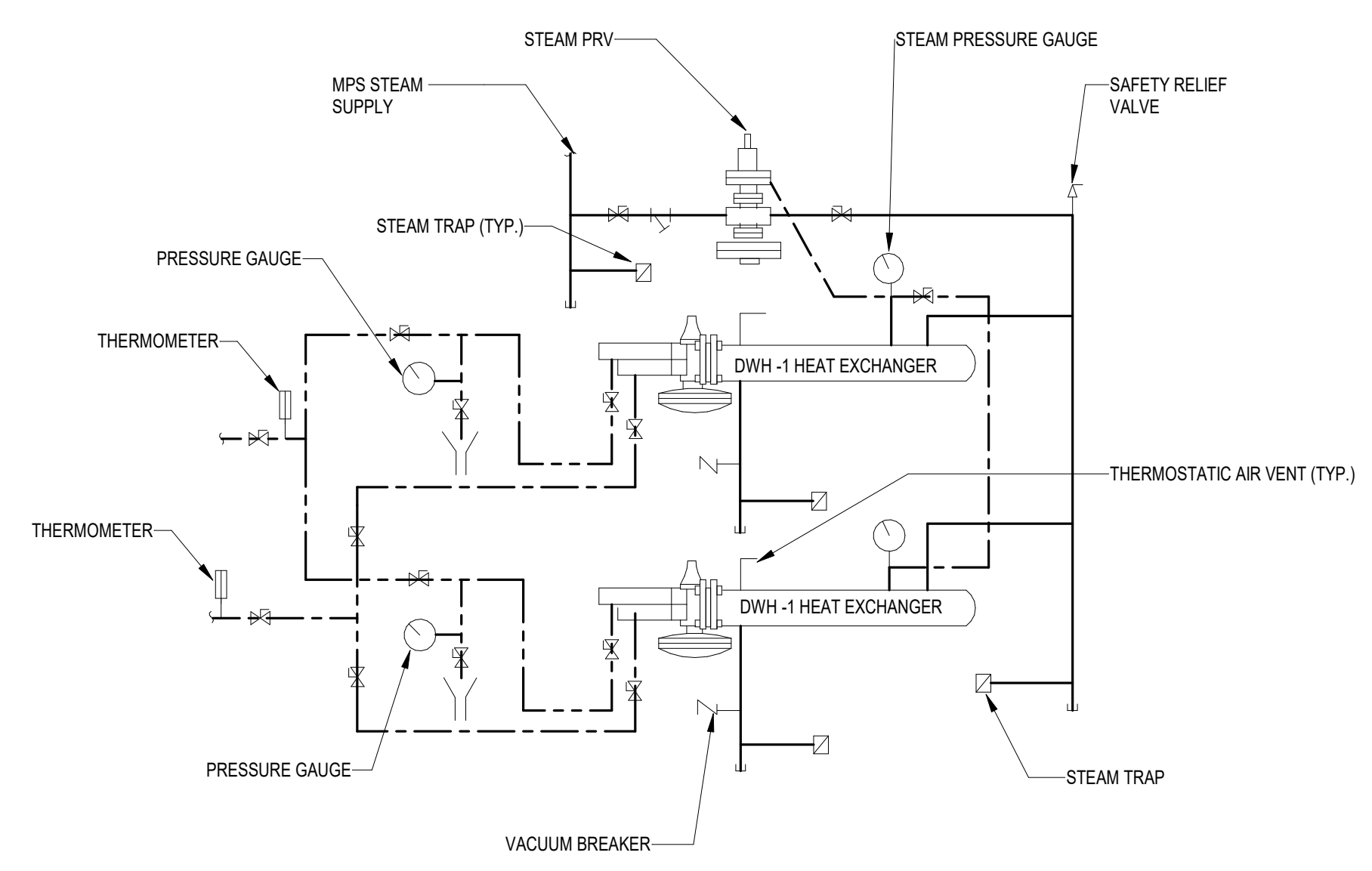
5 ROOF DRAIN DETAIL



4 TRAP PRIMER

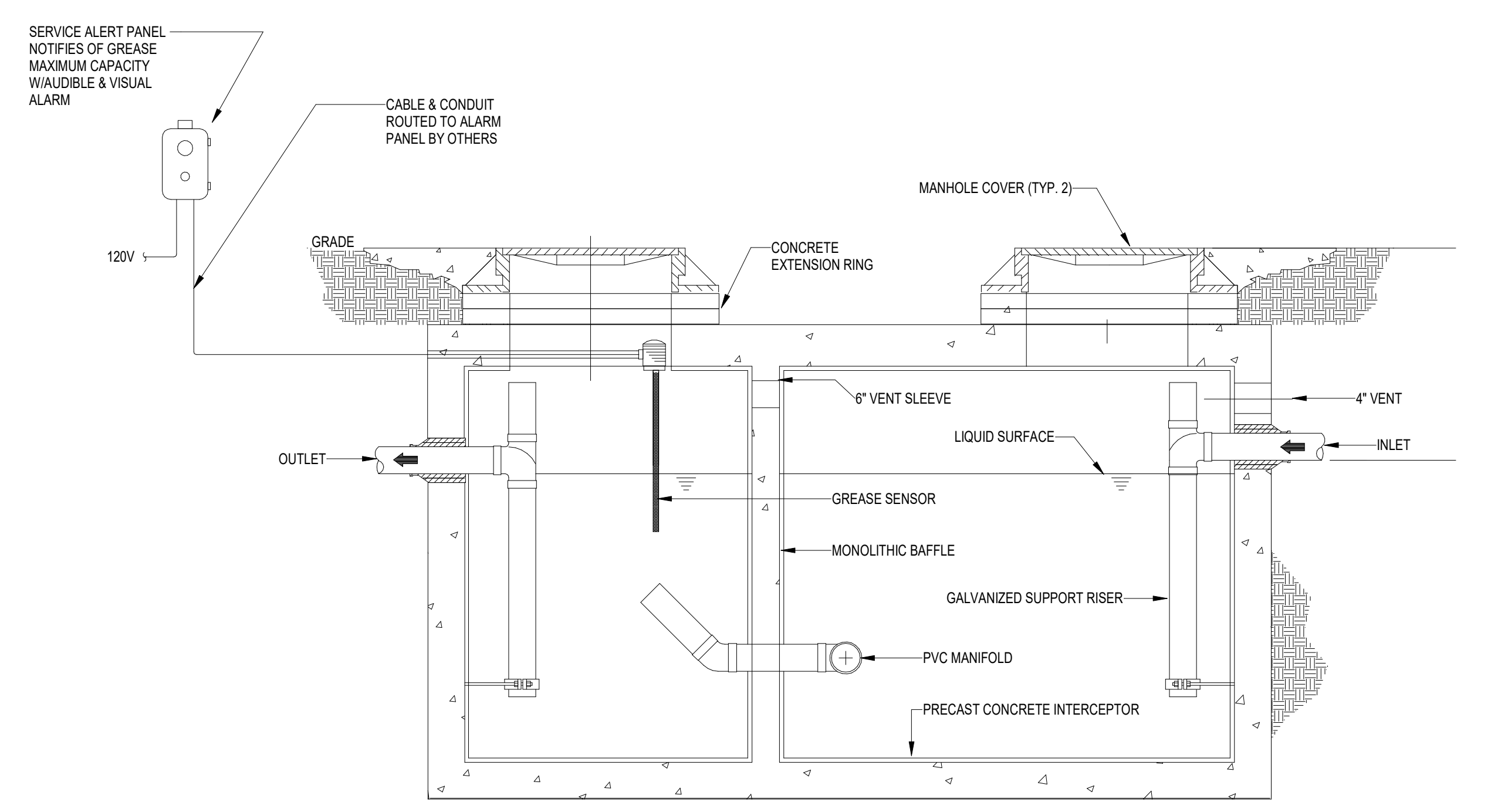


3 TYPICAL DOMESTIC WATER BALANCE VALVE



NOTES:
 1. DEPENDING ON CAPACITY REQUIREMENTS A PARALLEL WATER HEATER INSTALLATION MAY ALSO REQUIRE (2) TWO PRV'S IN PARALLEL.
 2. THE ABOVE DETAIL SHOWS REQUIRED PIPING FOR TWO HEAT EXCHANGERS IN PARALLEL.
 3. PROVIDE SADDLE SUPPORTS AND LEGS OR HANGERS FOR HEAT EXCHANGER. MOUNTING HEIGHT SHALL BE ADJUSTED TO FACILITATE GRAVITY RETURN OF STEAM CONDENSATE.
 4. REFER TO MANUFACTURERS INSTALLATION INSTRUCTIONS FOR MORE INFORMATION.

2 DOMESTIC HOT WATER HEAT EXCHANGER



1 GREASE TRAP DETAIL

FULLY SPRINKLERED
 100% BID SET

No.	REVISION DESCRIPTION	DATE

CONSULTANTS:		
STRUCTURAL / CIVIL ENGINEER H2B, INC. 1225 N. LOOP WEST, SUITE 800 HOUSTON, TX 77008 (713) 864-2900	MECH / ELEC / PLUMB / TECH ENGR SPUR DESIGN 11020 KING STREET, SUITE 350 OVERLAND PARK, KS 66210 (405) 842-6100	FIRE PROTECTION ENGINEER POOLE FIRE PROTECTION, INC. 19910 WEST 161ST STREET OLATHE, KANSAS 66062 (913) 829-8690
INDUSTRIAL HYGIENIST RIVERFRONT HEALTH & SAFETY 1150 OLIVE STREET, ST. LOUIS, MO 63101 (314) 436-9492	HEALTHCARE PLANNER INNOVA GROUP 3190 N. SIWAN ROAD TUCSON, AZ 85712 (520) 886-8650	PHYSICAL SECURITY FORCE PROTECT 10901 FRONT BEACH ROAD, STE 1415 PANAMA CITY, FL 32407 (502) 836-4232

ARCHITECT:

SPUR DESIGN, LLC
 312 SW 25TH STREET
 Oklahoma City, OK 73109
 (405) 842-6100

KS ARCH REG. NO. A-930, EXP. 12/31/2021
 KS ENGR REG. NO. E-2586, EXP. 12/31/2021

STAMP:

Drawing Title PLUMBING DETAILS
VA Health Care System Approval:

Project Title CONSTRUCT INFILL OF BUILDING 26 AND RENOVATE SPECIALTY CARE CLINICS
Location 5500 EAST KELLOGG AVENUE WICHITA, KANSAS 67218
Date 12/21/2022

Project Number 589-704
Building Number 26
Drawing Number P-502
Drawing # 110 OF 190

Veterans Health Administration

U.S. Department of Veterans Affairs

three inches = one foot
 one and one half inches = one foot
 one inch = one foot
 three quarters inch = one foot
 one half inch = one foot
 three eighths inch = one foot
 one quarter inch = one foot
 one eighth inch = one foot

PLUMBING FIXTURE SCHEDULE

MARK	FITURE	BASIS OF DESIGN		PIPE ROUGH-IN				WASTE FIXTURE	WATER FIXTURE	DESCRIPTION
		MANUFACTURER	MODEL	WASTE (IN)	VENT (IN)	CW (IN)	HW (IN)	UNITS	UNITS	
P-103	Water Closet, Flush Valve, Private	American Standard	AFWALL Millennium Flowwise	4	2	1 1/4	-	4	6	Wall hung, sensor operated flush valve, elongated bowl, wall outlet. Sloan Regal 111-1-28 XL, Beris Commercial Model 1655SCT open elongated heavy duty plastic. Provide a zum ZN1205-N4 narrow wall carrier or equal.
P-416	Dental Sink	American Standard	Kentucky	2	1-1/2	1/2	1/2	1	1	Round 19" drop-in sink, first quality vitreous china with manual faucet. Provide point of use mixing valve.
P-417	Exam Room Sink	American Standard	Kentucky	2	1-1/2	1/2	1/2	1	1	Round 19" drop-in sink, first quality vitreous china with manual faucet. Provide point of use mixing valve.
P-418	Lavatory, Public	American Standard	Lubette	2	1-1/2	1/2	1/2	1	1	Straight back, first quality vitreous china with punching for sensor control faucet. Provide point of use mixing valve set to 110°.
P-502	Service Sink	Acorn Engineering	TNC24-1F2	3	2	3/4	3/4	3	4	Square front, corner tenazzo prep basin, flat white, includes integral stainless steel drain assembly.
P-505	Clinic Service Sink	American Standard	9504-999-020	4	2	1 1/4	-	4	6	Floor mount, Flushing Rim with Guards, Manual flush valve with foot pedals.
P-528	Wallng Room Sink	Elkay	LRAD191965PD	2	1-1/2	1/2	1/2	1	1	Single compartment stainless steel sink, drop-in, self-rimming, ledge-type, connected with a drain and provided with a mixing faucet.
P-528A	Lab Sink	Elkay	LRAD191965PD	2	1-1/2	1/2	1/2	2	2	Single compartment stainless steel sink, drop-in, self-rimming, ledge-type, connected with a drain and provided with a mixing faucet.
P-529	Breakroom Sink	Elkay	D11719	2	1-1/2	1/2	1/2	2	3	Single compartment stainless steel sink, drop-in, self-rimming, ledge-type, connected with a drain and provided with a mixing faucet.
P-530	Dish Wash Sink	EAGLE GROUP	FN2060 -30-143	4	2	VARIES	VARIES	5	3	Free Standing Stainless Steel Three compartment prep-sink, with wall mount faucet. Provide a spray faucet. Shown for reference only, sink provided by owner.
P-531	Prep-Sink	EAGLE GROUP	FN2040-2-24	4	2	VARIES	VARIES	5	3	Free Standing Stainless Steel two compartment prep-sink, with wall mount faucet. Shown for reference only, sink is provided by owner.
P-608	Electric Water Cooler	Elkay	LMABFTLWS	2	1-1/2	1/2	-	1	0.25	Drinking fountain, with bottle filler.
P-708	Emergency Eye & Face Wash	Acorn Safety	S040-CS1	2	1-1/2	1/2	1/2	1	1	wall hung eye wash bubbler, with mixing valve located in cabinet near by. Mixed temperature range 60° -100° for tepid water.

PUMP SCHEDULE

MARK	BASIS OF DESIGN			FLOW (GPM)	HEAD (FT)	CONNECTION TYPE	CONNECTION SIZE	ELECTRICAL DATA		NOTES
	MANUFACTURER	MODEL NO.	BODY MATERIAL					HP	VOLTS/ PH	
DCWCP-1	Taco	034e	C.I. Body	13	25	Flanged	1"	1/4	208 V	SEE NOTES 1-4
DHWCP-1	Taco	034e	C.I. Body	13	25	Flanged	1"	1/4	208 V	SEE NOTES 1-4
DHWCP-2	Taco	027e	C.I. Body	3	5	Flanged	3/4"	1/25	110V	SEE NOTES 1-4
SP-1	ZOELLER	912-1082M064	C.I. Body	45	15	Threaded	2"	1/2	115V	SEE NOTES 2 & 3

- NOTES:
 1. SUPPORT PUMP FROM STRUCTURE WITH VERTICAL SUPPORTS INDEPENDENT FROM PIPING.
 2. DISCONNECT SWITCH FURNISHED BY DIVISION 26 CONTRACTOR.
 3. STARTER FURNISHED BY DIVISION 26 CONTRACTOR.
 4. RECIRCULATION PUMP IS ON AND TO RUN CONTINUOUSLY.

PLUMBING EQUIPMENT SCHEDULE GREASE TRAP

MARK	DESCRIPTION	BASIS OF DESIGN		GREASE CAP. (LBS)	Length (L)	Width (W)	Height (H)	NOTES
		MANUFACTURER	MODEL NO.					
GT-1	GREASE INTERCEPTOR	PARKSUSA	GT-1000	2,300	8'-8"	6'-0"	6'-0"	TRAFFIC RATED

MEDICAL GAS DEVICE SCHEDULE

MARK	DEVICE	BASIS OF DESIGN (MANUFACTURER / MODEL)	VALVES INCLUDED					Comments
			AIR	VACUUM	OXYGEN	NITROGEN	NIT. OXIDE	
AAP-1	AREA ALARM	BEACON MEDAES / MSA1150						SEE NOTES 1-5
WO	Wall Outlet	BEACON MEDAES / Notes - 4	X	X	X			SEE NOTES 1-5
ZVB-1	ZONE VALVE BOX	BEACON MEDAES / Notes - 1-6	X	X	X			SEE NOTES 1-5
ZVB-2	ZONE VALVE BOX	BEACON MEDAES / Notes - 1-6	X		X			SEE NOTES 1-5

- NOTES:
 1. PROVIDE COMPLETE INSTALLATION OF SYSTEMS PER NFPA 99 REQUIREMENTS AND MANUFACTURES RECOMMENDATIONS.
 2. INSTALL ITEMS PER ARCHITECTURAL LOCATIONS AND ELEVATIONS LOCATED ON DRAWINGS.
 3. DEVICES SHALL BE COMPATIBLE WITH EXISTING SITE FACILITIES. CONTRACTOR TO VERIFY AT SITE.
 4. WALL OUTLETS SHALL BE QUICK-CONNECT PIN TYPE. MATCH WITH EXISTING. VERIFY AT SITE.
 5. ZONE VALVE BOXES SHALL BE SAME SIZE AS PIPE THEY SERVE.

WATER HEATER SCHEDULE

MARK	BASIS OF DESIGN		GPM	INPUT (MBH)	CW TEMP. (F)	HW TEMP. (F)
	MANUFACTURER	MODEL				
WH-1	ARMSTRONG	FRT16950	52	3250	40	140

EXPANSION TANK SCHEDULE (ET)

MARK	BASIS OF DESIGN (MANUFACTURER/MODEL)	TANK CAPACITY (GAL)	ACCEPTANCE (GAL)	MIN. TEMP. (F)	MAX. TEMP. (F)	MIN. PRESSURE (PSIG)	NOTES
ET-1	Taco / CBX254-125	67	34	55	140	150	

DENTAL AIR COMPRESSOR SCHEDULE

MARK	BASIS OF DESIGN (MANUFACTURER/MODEL)	MOTOR HP	DISCH. PRESS. RANGE	ELECTRICAL		NOTES
				MCA (A)	VOLTS	
DA-1	A-DEC / SC-10	2.5	85-105 psi	29	240	

DENTAL VACUUM SCHEDULE

MARK	BASIS OF DESIGN (MANUFACTURER/MODEL)	MOTOR HP	CAPACITY (CFM)	ELECTRICAL		NOTES
				MCA (A)	VOLTS	
DV-1	A-DEC / DV-10	3.4	74 cfm @ 8 Hg	22	240	

WATER HAMMER ARRESTOR

PDI SYMBOL	FIXTURE UNITS
A	1 - 11
B	12 - 32
C	33 - 60
D	61 - 113
E	114 - 154
F	155 - 330

DENTAL ALARM PANEL SCHEDULE

LOCATION	TYPE OF PANEL	GAGES	SERVICE INDICATOR LIGHTS
DENTAL RECEPTION - ROOM 004A	AREA ALARM PANEL	YES	OXYGEN LINE PRESSURE LOW OXYGEN LINE PRESSURE HIGH TEST BUTTON

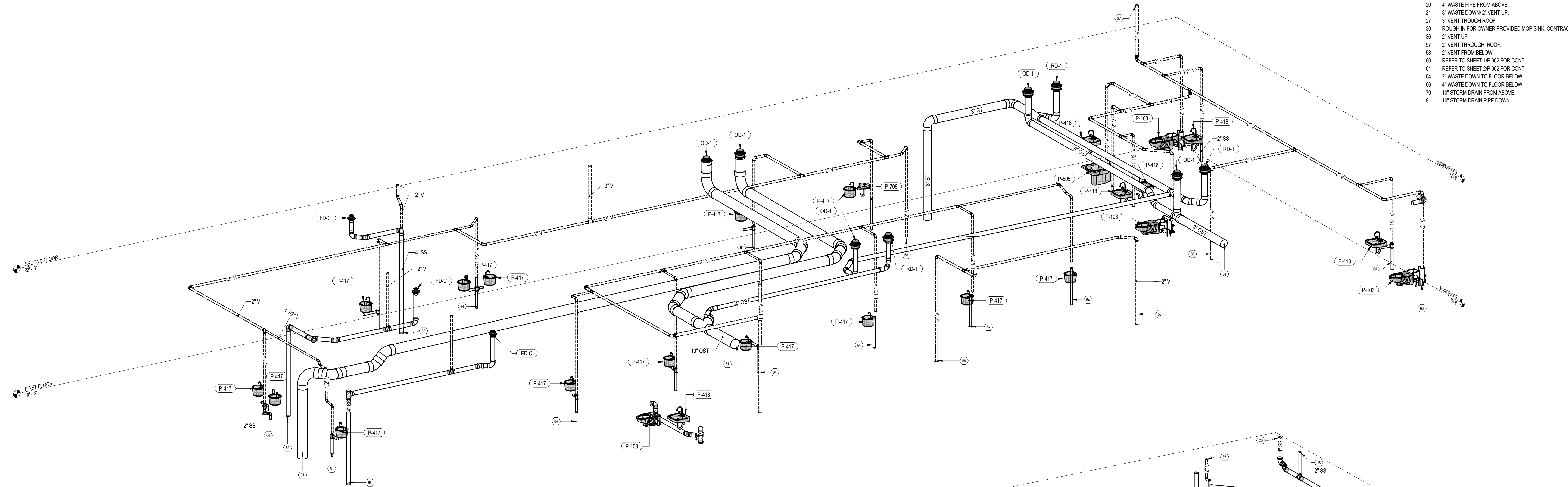
MEDICAL ALARM PANEL SCHEDULE

LOCATION	TYPE OF PANEL	GAGES	SERVICE INDICATOR LIGHTS
RECEPTION AREA - ROOM 100B	AREA ALARM PANEL	YES	MEDICAL AIR (MA) DEW POINT HIGH MA FILTER PRESS DROP HIGH MA HIGH TEMP SHUTDOWN MA O LINE PRESSURE LOW MA O LINE PRESSURE HIGH TEST BUTTON

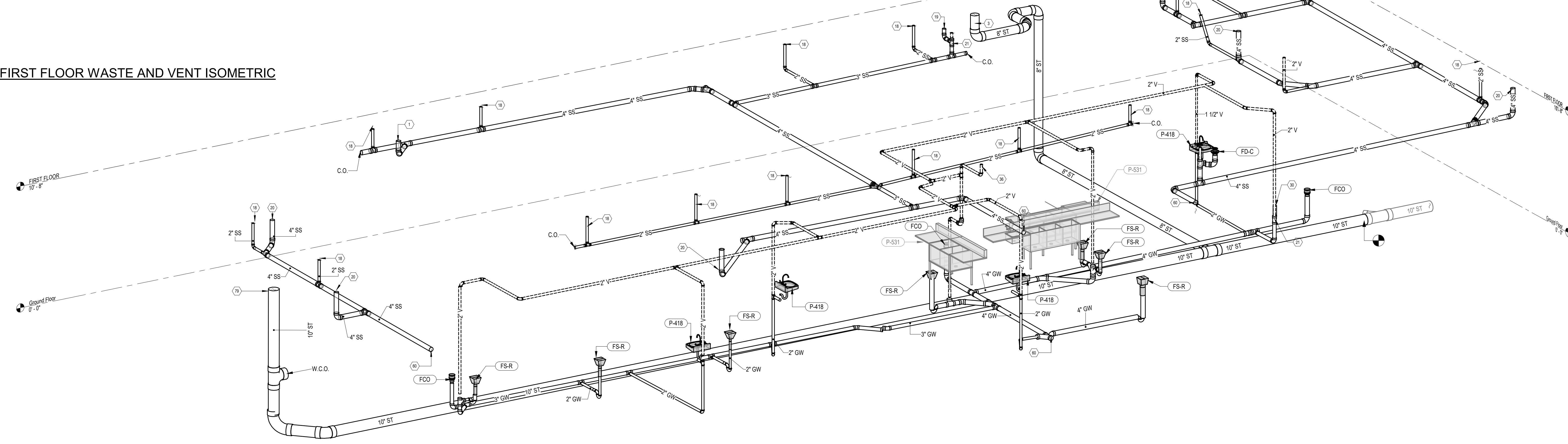
**FULLY SPRINKLERED
100% BID SET**

NO.	REVISION DESCRIPTION	DATE	CONSULTANTS: STRUCTURAL / CIVIL ENGINEER H2B, INC. 1225 N. LOOP WEST, SUITE 800 HOUSTON, TX 77008 (713) 864-2900 INDUSTRIAL HYGIENIST RIVERFRONT HEALTH & SAFETY 1150 OLIVE STREET, ST. LOUIS, MO 63101 (314) 436-9492	MECH / ELEC / PLUMB / TECH ENGR SPUR DESIGN 11020 KING STREET, SUITE 350 OVERLAND PARK, KS 66210 (913) 969-7200 HEALTHCARE PLANNER INNOVA GROUP 3190 N. SIWAN ROAD TUCSON, AZ 85712 (520) 886-8650	FIRE PROTECTION ENGINEER POOLE FIRE PROTECTION, INC. 19910 WEST 161ST STREET OLATHE, KANSAS 66062 (913) 829-8690 PHYSICAL SECURITY FORCE PROTECT 10901 FRONT BEACH ROAD, STE 1415 PANAMA CITY, FL 32407 (502) 836-4232	ARCHITECT:  SPUR DESIGN, LLC 312 SW 25TH STREET Oklahoma City, OK 73109 (405) 842-6100 KS ARCH REG. NO. A-930, EXP. 12/31/2021 KS ENGR REG. NO. E-2586, EXP. 12/31/2021	STAMP: 	Drawing Title PLUMBING SCHEDULES VA Health Care System Approval:	Project Title CONSTRUCT INFILL OF BUILDING 26 AND RENOVATE SPECIALTY CARE CLINICS Location 5500 EAST KELLOGG AVENUE WICHITA, KANSAS 67218 Date 12/21/2022	Project Number 589-704 Building Number 26 Drawing Number P-601 Drawing # 111 OF 190	Veterans Health Administration  U.S. Department of Veterans Affairs
	Checked JRM	Drawn GH									

- KEYNOTES**
- 1 4" WASTE FROM ABV.
 - 3 8" STORM DRAIN PIPE FROM ABV.
 - 18 2" WASTE PIPE FROM ABOVE.
 - 19 3" WASTE PIPE FROM ABOVE.
 - 20 4" WASTE PIPE FROM ABOVE.
 - 21 3" WASTE DOWN 2" VENT UP.
 - 27 3" VENT THROUGH ROOF.
 - 30 ROUGH-IN FOR OWNER PROVIDED MOP SINK, CONTRACTOR TO INSTALL.
 - 36 2" VENT UP.
 - 37 2" VENT THROUGH ROOF.
 - 58 2" VENT FROM BELOW.
 - 60 REFER TO SHEET 1P-302 FOR CONT.
 - 61 REFER TO SHEET 2P-302 FOR CONT.
 - 64 2" WASTE DOWN TO FLOOR BELOW.
 - 66 4" WASTE DOWN TO FLOOR BELOW.
 - 79 10" STORM DRAIN FROM ABOVE.
 - 81 10" STORM DRAIN PIPE DOWN.



2 PHASE ONE - FIRST FLOOR WASTE AND VENT ISOMETRIC



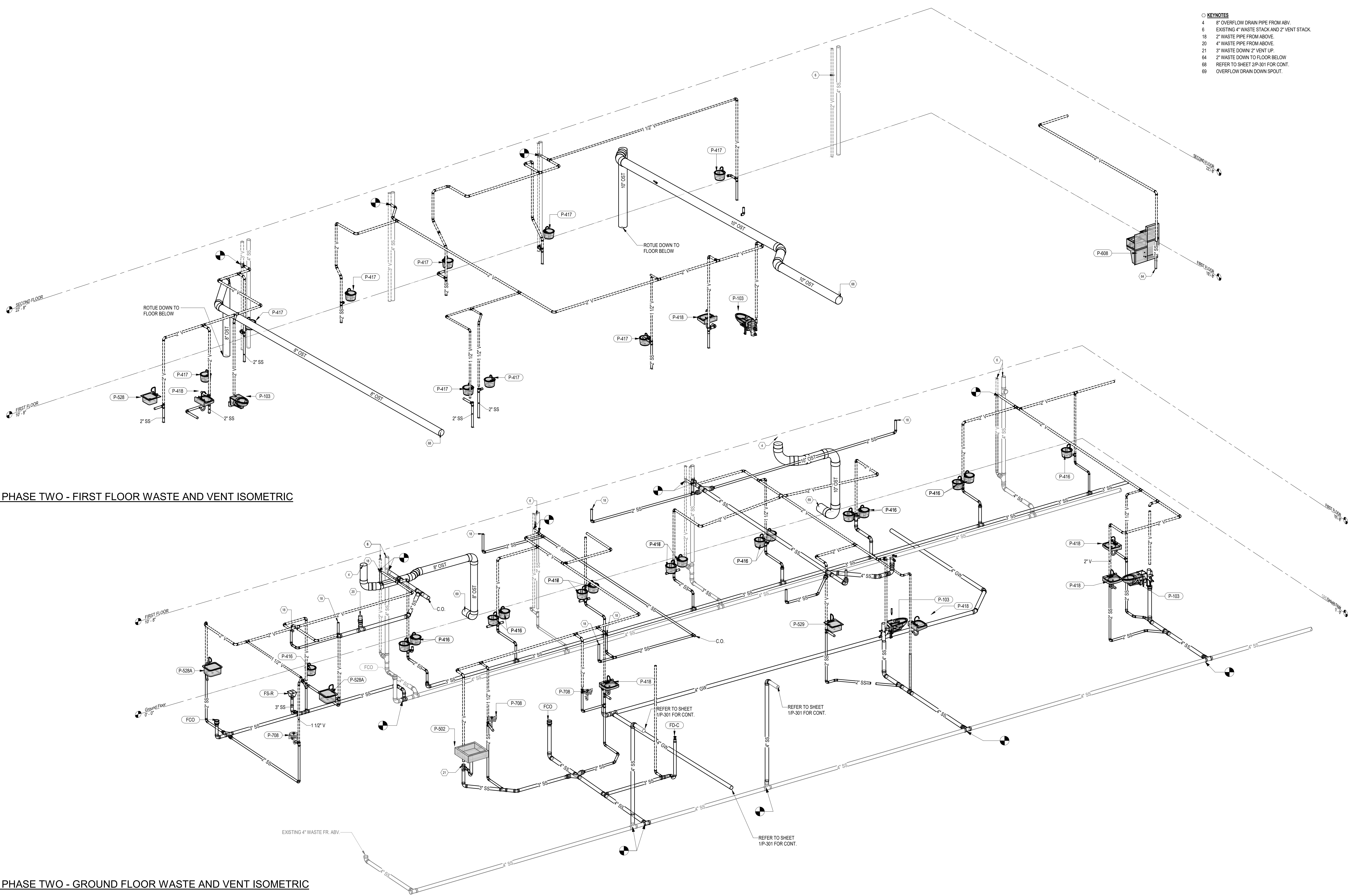
1 PHASE ONE - GROUND FLOOR WASTE AND VENT ISOMETRIC

**FULLY SPRINKLERED
100% BID SET**

No.	REVISION DESCRIPTION	DATE	CONSULTANTS:			ARCHITECT:		STAMP:	Drawing Title PLUMBING WASTE AND VENT ISOMETRICS - PHASE 1	Project Title CONSTRUCT INFILL OF BUILDING 26 AND RENOVATE SPECIALTY CARE CLINICS	Project Number 589-704	Building Number 26	Drawing Number P-301	Drawing # 11 OF 190
				STRUCTURAL / CIVIL ENGINEER H2B, INC. 1225 N. LOOP WEST, SUITE 800 HOUSTON, TX 77008 (713) 864-2900	MECH / ELEC / PLUMB / TECH ENGR SPUR DESIGN 11020 KING STREET, SUITE 350 OVERLAND PARK, KS 66210 (405) 842-6100	FIRE PROTECTION ENGINEER POOLE FIRE PROTECTION, INC. 19910 WEST 161ST STREET OLATHE, KANSAS 66062 (913) 829-8690	SPUR DESIGN							

Veterans Health Administration
VA U.S. Department of Veterans Affairs

- KEYNOTES
- 4 8" OVERFLOW DRAIN PIPE FROM ABV.
 - 6 EXISTING 4" WASTE STACK AND 2" VENT STACK.
 - 18 2" WASTE PIPE FROM ABOVE.
 - 20 4" WASTE PIPE FROM ABOVE.
 - 21 3" WASTE DOWN 2" VENT UP.
 - 64 2" WASTE DOWN TO FLOOR BELOW.
 - 68 REFER TO SHEET 2P-301 FOR CONT.
 - 69 OVERFLOW DRAIN DOWN SPOUT.



2 PHASE TWO - FIRST FLOOR WASTE AND VENT ISOMETRIC

1 PHASE TWO - GROUND FLOOR WASTE AND VENT ISOMETRIC

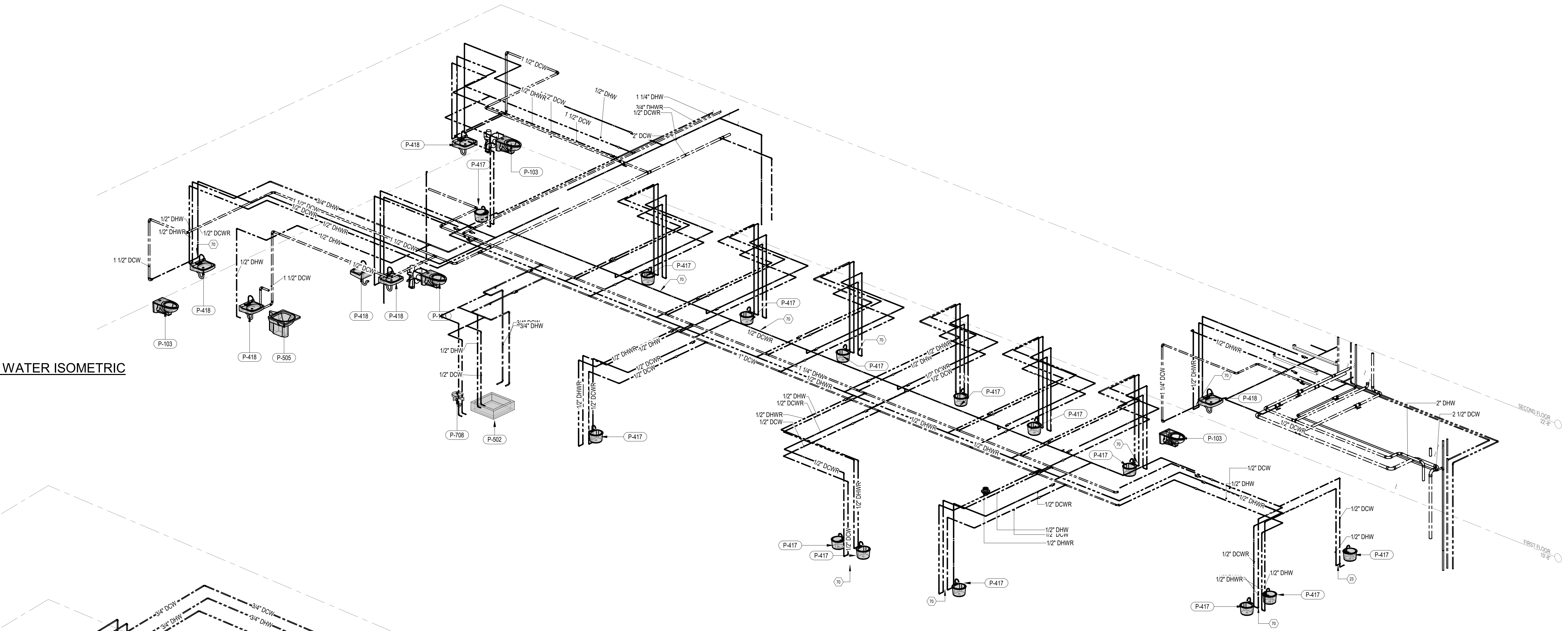
FULLY SPRINKLERED
100% BID SET

No.	REVISION DESCRIPTION	DATE	CONSULTANTS:			ARCHITECT:	STAMP:	Drawing Title PLUMBING WASTE AND VENT ISOMETRICS - PHASE 2	Project Title CONSTRUCT INFILL OF BUILDING 26 AND RENOVATE SPECIALTY CARE CLINICS		Project Number 589-704	Veterans Health Administration
			STRUCTURAL / CIVIL ENGINEER H2B, INC. 1225 N. LOOP WEST, SUITE 800 HOUSTON, TX 77008 (713) 864-2900	MECH / ELEC / PLUMB / TECH ENGR SPUR DESIGN 11020 KING STREET, SUITE 350 OVERLAND PARK, KS 66210 (405) 842-6100	FIRE PROTECTION ENGINEER POOLE FIRE PROTECTION, INC. 19910 WEST 161ST STREET OLATHE, KANSAS 66062 (913) 829-8690				VA Health Care System Approval:		Building Number 26	
			INDUSTRIAL HYGIENIST RIVERFRONT HEALTH & SAFETY 1159 OLIVE STREET, ST. LOUIS, MO 63101 (314) 436-9492	HEALTHCARE PLANNER INNOVA GROUP 3196 N. SIWAN ROAD TUCSON, AZ 85712 (520) 886-8650	PHYSICAL SECURITY FORCE PROTECT 10901 FRONT BEACH ROAD, STE 1415 PANAMA CITY, FL 32407 (502) 836-4232		Date 12/21/2022	Checked JRM	Drawn GH	Drawing # 113 OF 190	U.S. Department of Veterans Affairs	

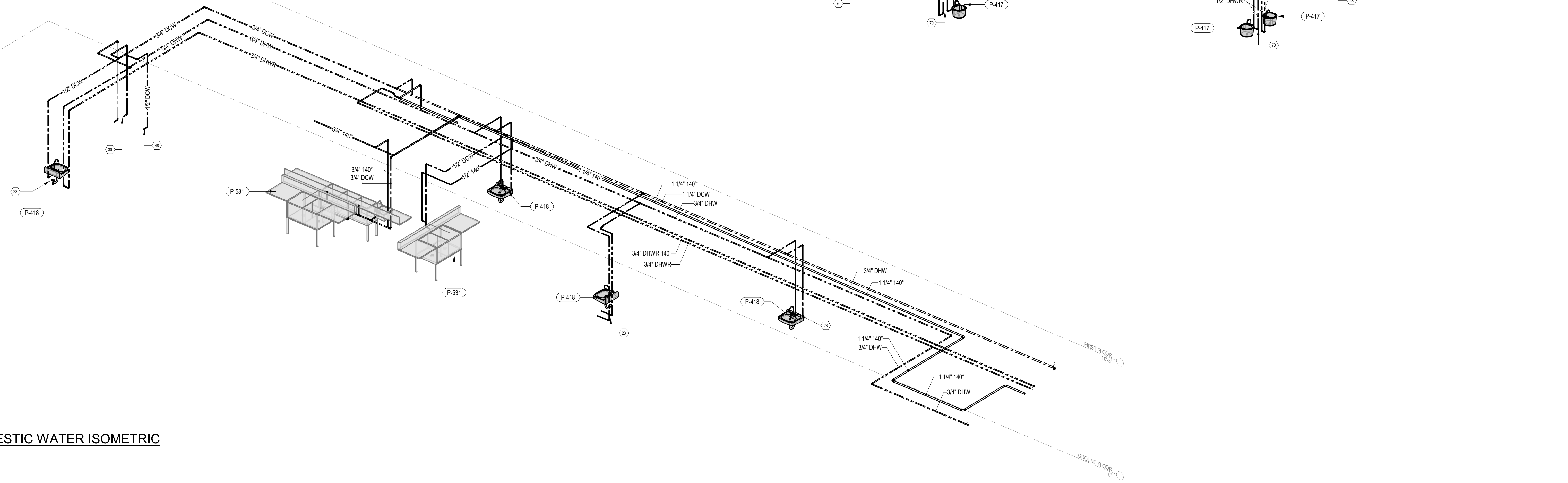
12/19/2022 2:07:15 PM

- KEYNOTES**
- 23 1/2" DHWDOWN DN TO FIXTURE.
 - 30 ROUGH-IN FOR OWNER PROVIDED MOP SINK, CONTRACTOR TO INSTALL.
 - 48 1/2" DCW DN TO ICE MAKER.
 - 70 1/2" DHWDOWN AND 1/2" DHWRDOWN TO FIXTURE.

2 PHASE ONE - LEVEL ONE DOMESTIC WATER ISOMETRIC




1 PHASE ONE - GROUND FLOOR DOMESTIC WATER ISOMETRIC



**FULLY SPRINKLERED
100% BID SET**

No.	REVISION DESCRIPTION	DATE	CONSULTANTS:			ARCHITECT:	STAMP:	Drawing Title PLUMBING DOMESTIC WATER ISOMETRICS - PHASE 1	Project Title CONSTRUCT INFILL OF BUILDING 26 AND RENOVATE SPECIALTY CARE CLINICS	Project Number 589-704	Building Number 26	Drawing Number P-303	Drawing # 114 OF 190
			STRUCTURAL / CIVIL ENGINEER H2B, INC. 1225 N. LOOP WEST, SUITE 800 HOUSTON, TX 77008 (713) 864-2900	MECH / ELEC / PLUMB / TECH ENGR SPUR DESIGN 11020 KING STREET, SUITE 350 OVERLAND PARK, KS 66210 (405) 842-6100	FIRE PROTECTION ENGINEER POOLE FIRE PROTECTION, INC. 19910 WEST 161ST STREET OLATHE, KANSAS 66062 (913) 829-8690								

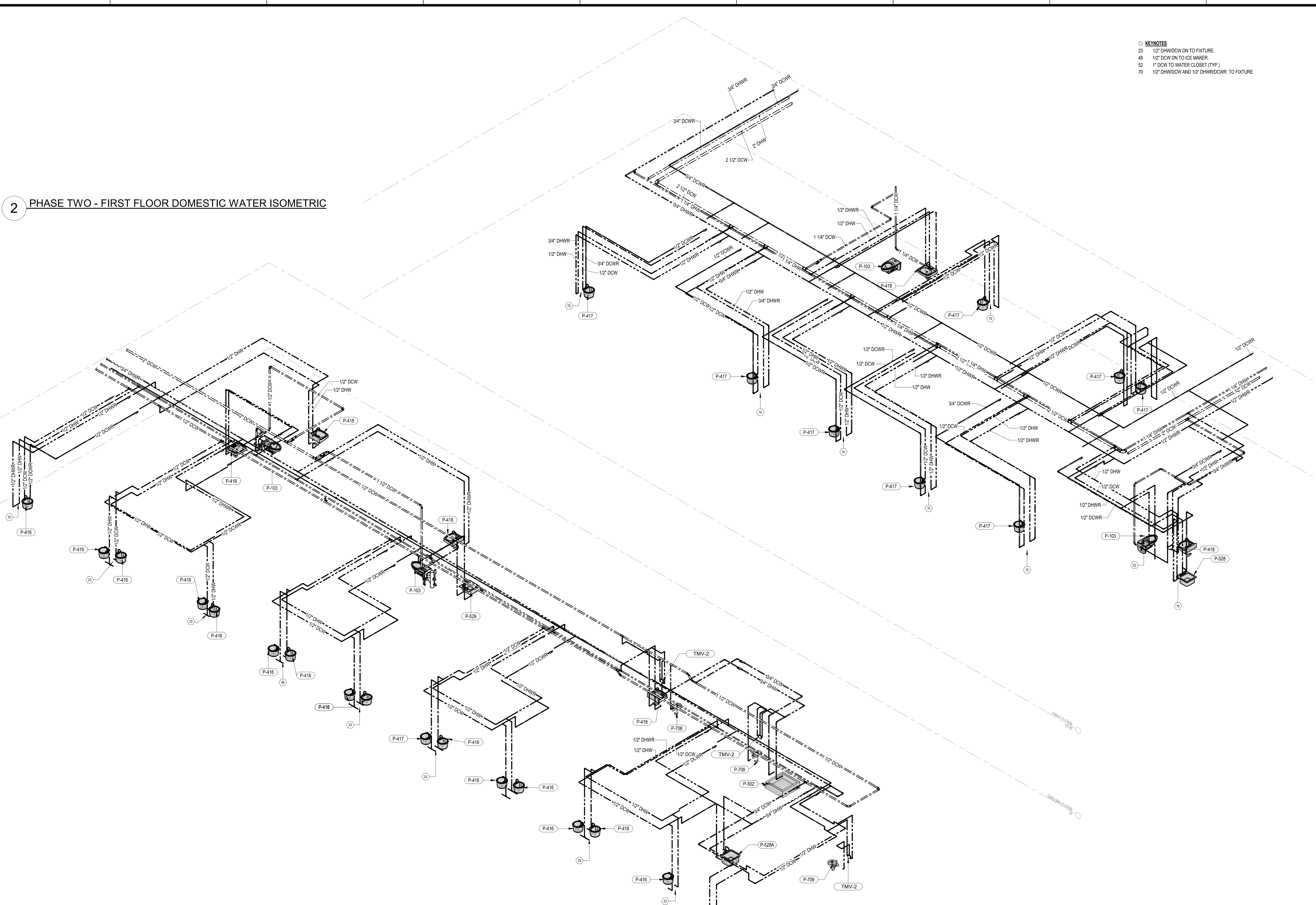


12/19/2022 2:07:27 PM

- KEYNOTES
- 23 1/2" DHWDOWN TO FIXTURE
- 48 1/2" DCW DN TO ICE MAKER
- 52 1" DCW TO WATER CLOSET (TYP.)
- 70 1/2" DHWDOWN AND 1/2" DHWRDCWR TO FIXTURE

2 PHASE TWO - FIRST FLOOR DOMESTIC WATER ISOMETRIC

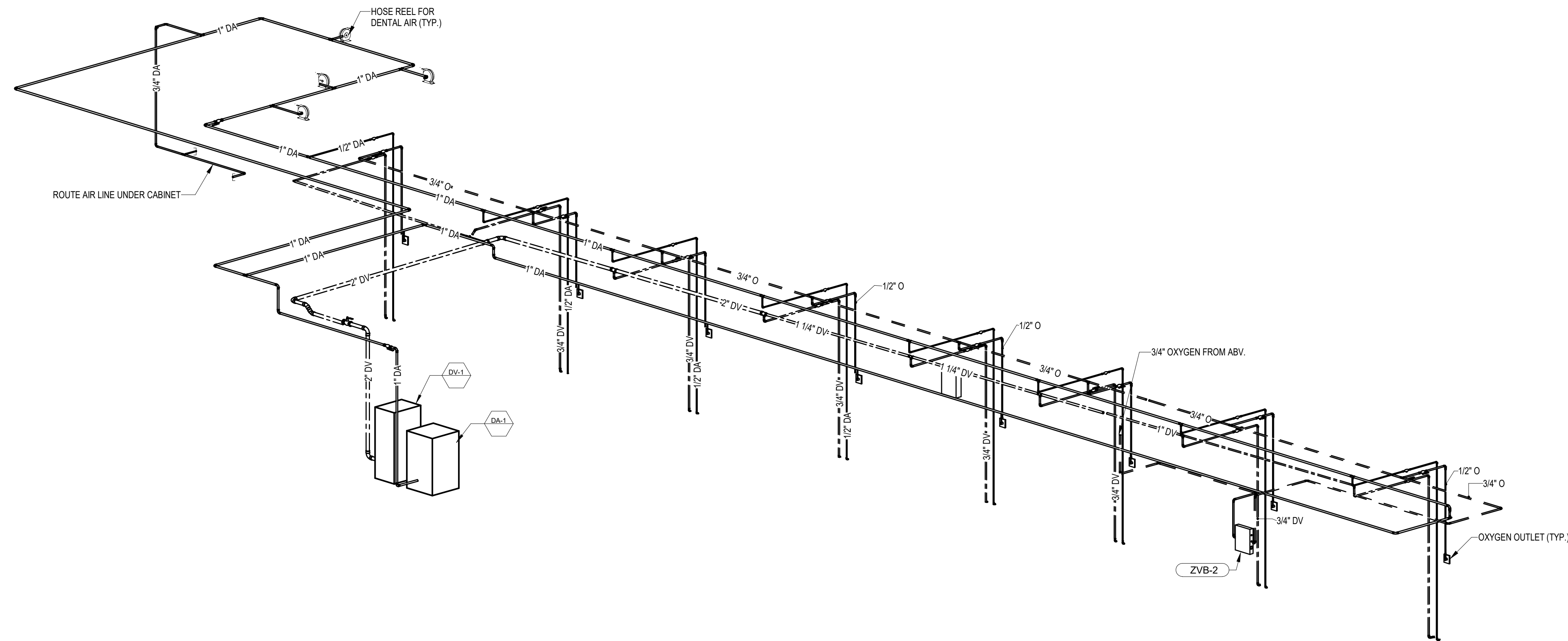
1 PHASE TWO - GROUND FLOOR DOMESTIC WATER ISOMETRIC



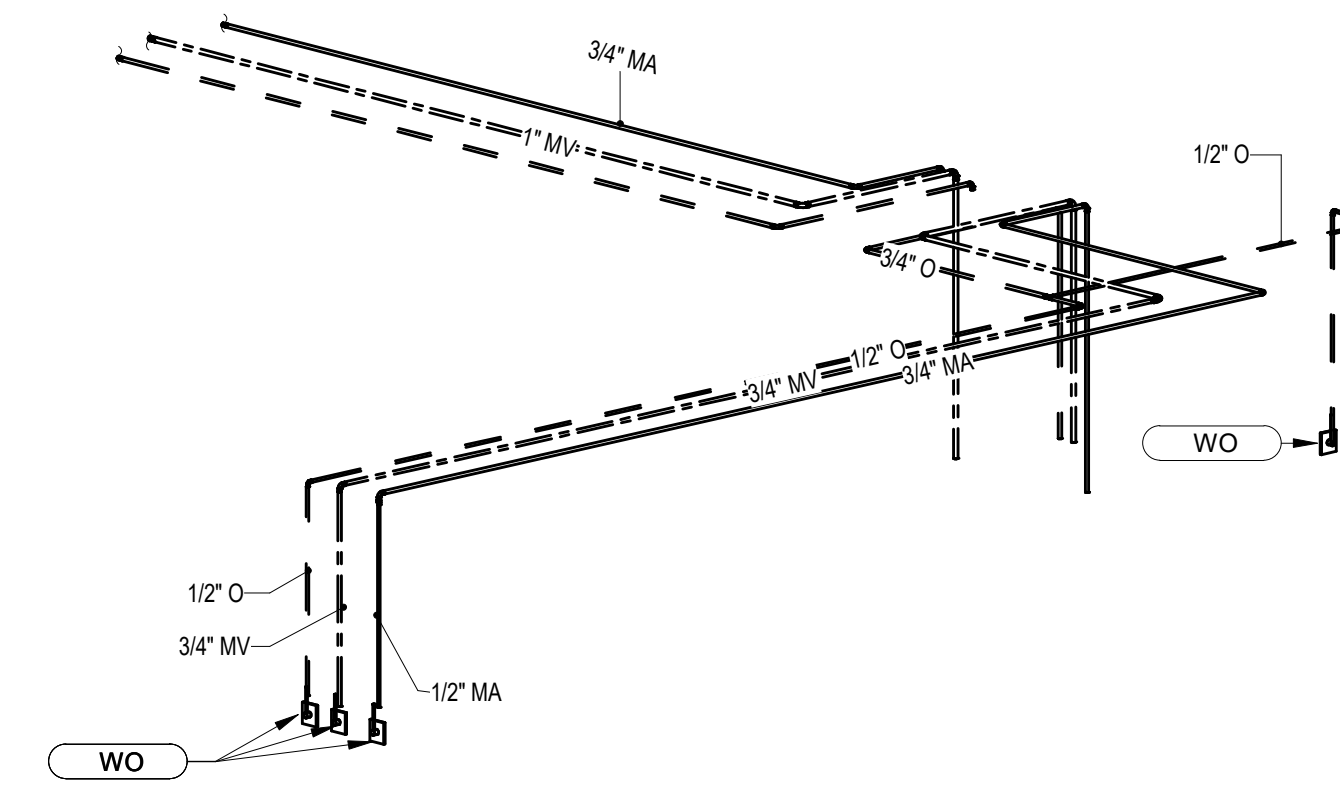
FULLY SPRINKLERED
100% BID SET

			CONSULTANTS: STRUCTURAL / CIVIL ENGINEER H2B, INC. 1225 N. LOOP WEST, SUITE 800 HOUSTON, TX 77008 (713) 864-2900 INDUSTRIAL HYGIENIST RIVERFRONT HEALTH & SAFETY 1150 OLIVE STREET, ST. LOUIS, MO 63101 (314) 436-9492	MECH / ELEC / PLUMB / TECH ENGR SPUR DESIGN 11020 KING STREET, SUITE 350 OVERLAND PARK, KS 66210 (405) 842-6100 HEALTHCARE PLANNER INNOVA GROUP 3196 N. SIWAN ROAD TUCSON, AZ 85712 (520) 886-8650	FIRE PROTECTION ENGINEER POOLE FIRE PROTECTION, INC. 19910 WEST 161ST STREET OLATHE, KANSAS 66062 (913) 829-8690 PHYSICAL SECURITY FORCE PROTECT 10901 FRONT BEACH ROAD, STE 1415 PANAMA CITY, FL 32407 (502) 836-4232	ARCHITECT: 	STAMP: 	Drawing Title PLUMBING DOMESTIC WATER ISOMETRICS - PHASE 2 VA Health Care System Approval:	Project Title CONSTRUCT INFILL OF BUILDING 26 AND RENOVATE SPECIALTY CARE CLINICS Location 5500 EAST KELLOGG AVENUE WICHITA, KANSAS 67218	Project Number 589-704 Building Number 26 Drawing Number P-304 Drawing # 115 OF 190	Veterans Health Administration 
--	--	--	---	--	---	--	--	---	--	--	--

12/19/2022 2:07:38 PM



1 PHASE TWO - GROUND FLOOR MEDICAL GAS ISOMETRIC




2 PFT ROOM MEDGAS ISOMETRIC - LEVEL 2

FULLY SPRINKLERED
100% BID SET

No.	REVISION DESCRIPTION	DATE

CONSULTANTS:		
STRUCTURAL / CIVIL ENGINEER H2B, INC. 1225 N. LOOP WEST, SUITE 800 HOUSTON, TX 77008 (713) 864-2900	MECH / ELEC / PLUMB / TECH ENGR SPUR DESIGN 11020 KING STREET, SUITE 350 OVERLAND PARK, KS 66210 (405) 842-6100	FIRE PROTECTION ENGINEER POOLE FIRE PROTECTION, INC. 19910 WEST 161ST STREET OLATHE, KANSAS 66062 (913) 829-8690
INDUSTRIAL HYGIENIST RIVERFRONT HEALTH & SAFETY 1150 OLIVE STREET, ST. LOUIS, MO 63101 (314) 436-9492	HEALTHCARE PLANNER INNOVA GROUP 3196 N. SIWAN ROAD TUCSON, AZ 85712 (520) 886-8650	PHYSICAL SECURITY FORCE PROTECT 10901 FRONT BEACH ROAD, STE 1415 PANAMA CITY, FL 32407 (502) 836-4232


ARCHITECT:



SPUR DESIGN, LLC
312 SW 25TH STREET
Oklahoma City, OK 73109
(405) 842-6100

KS ARCH REG. NO. A-930, EXP. 12/31/2021
KS ENGR REG. NO. E-2586, EXP. 12/31/2021

STAMP:




Drawing Title PLUMBING MEDGAS ISOMETRICS
VA Health Care System Approval:

Project Title CONSTRUCT INFILL OF BUILDING 26 AND RENOVATE SPECIALTY CARE CLINICS
Location 5500 EAST KELLOGG AVENUE WICHITA, KANSAS 67218
Date 12/21/2022

Project Number 589-704
Building Number 26
Drawing Number P-305
Drawing # 116 OF 190

Veterans Health Administration



U.S. Department of Veterans Affairs