

three inches = one foot
 one and one half inches = one foot
 one inch = one foot
 three quarters inch = one foot
 one half inch = one foot
 three eighths inch = one foot
 one quarter inch = one foot
 one eighth inch = one foot
 one sixteenth inch = one foot



ABBREVIATIONS		M (CONTD)	
#	SINGLE POLE	MA	MOTION-ACTIVATED
1PH	SINGLE-PHASE	MV	MEDIUM VOLTAGE
3P	THREE POLE	MVA	MEGAVOLT-AMPERE
3PH	THREE-PHASE	MW	MEGAWATT
3W	THREE WIRE	N	NEUTRAL
4W	FOUR WIRE	NA	NOT APPLICABLE
A	AIR CONDITIONING	NEC	NATIONAL ELECTRICAL CODE
A/E	ARCHITECT/ENGINEER	NEMA	NATIONAL ELECTRICAL MANUFACTURERS ASSOCIATION
AAP	ALARM ANNUNCIATOR PANEL	NFPA	NATIONAL FIRE PROTECTION ASSOCIATION
AC	ACCESSIBLE	NIC	NOT IN CONTRACT
ACC	ALTERNATING CURRENT OR ARMORED	NL	NIGHT LIGHT
ADDL	ADDITIONAL	NO	NORMALLY OPEN
ADJ	ADJACENT, ADJOINING	NS	NO SCALE
ADO	AUTOMATIC DOOR OPENER	NTS	NOT TO SCALE
AF	AMPERE FRAME OR AMP FUSE	EXIST	EXISTING
AFC	ABOVE FINISHED COUNTER, AUTOMATIC FREQUENCY CONTROL, OR	FA	FIRE ALARM
AFB	ABOVE FINISHED FLOOR	FAAP	FIRE ALARM ANNUNCIATOR PANEL
AFG	ABOVE FINISHED GRADE	FABL	FIRE ALARM BELL
AH	AMPERE HOUR	FABX	FIRE ALARM BOX
AHJ	AUTHORITY HAVING JURISDICTION	FACP	FIRE ALARM CONTROL PANEL
AIC	AMPERE INTERRUPTING CAPACITY	FC	FOOTCANDLE
ALT	ALTERNATE	FI	FILM ILLUMINATOR
AMB OR A	AMBIENT	FIXT	FIXTURE
AMP	AMPERE	FLA	FULL LOAD AMPS
ARCH	ARCHITECT	FLEX	FLEXIBLE METALLIC CONDUIT
ASC	AMPS SHORT CIRCUIT	FLUR	FLUORESCENT
AT	AMPERE TRIP	FO	FIBER-OPTIC
ATS	AUTOMATIC TRANSFER SWITCH	FP	FIRE PROTECTION
AUTO	AUTOMATIC	FT	FEET OR FOOT
AV	AUDIO VISUAL	FVNR	FULL VOLTAGE NON-REVERSING
B	BATTERY	FVR	FULL VOLTAGE REVERSING
BAT	BATTERY	G	GROUND OR GENERATOR
BC	BARE COPPER	G OR GND	GROUND OR GENERATOR
BD	BOARD	GEN	GENERATOR
BFF	BELOW FINISH FLOOR	GFCI	GROUND FAULT CIRCUIT INTERRUPTER
BIL	BASIC INSULATION LEVEL	GTS	GROUND TERMINAL BOX
BLDG	BUILDING	H	HORIZONTAL CABLE MANAGER
BLK	BLOCK	HCM	HORIZONTAL CABLE MANAGER
BPP	BOILER PLANT	HID	HIGH INTENSITY DISCHARGE
BRKR	BREAKER	HOA	HAND-OFF-AUTOMATIC
BYP	BY PASS	HP	HORSEPOWER
C	CONDUIT	HT	HEIGHT
CAP	CAPACITY	HZ	HERTZ
CAT	CATALOG	I	ILLUMINATION ENGINEERING SOCIETY OF NORTH AMERICA
CATV	COMMUNITY ANTENNA TELEVISION	IG	ISOLATED GROUND
CCR	CONTROL CONTACTOR	IMC	INTERMEDIATE METAL CONDUIT
CCTV	CLOSED CIRCUIT TELEVISION	INCAND	INCANDESCENT
CD	CANDELA	IR	INFRARED
CD	CONSTRUCTION DOCUMENTS	IWH	INSTANTANEOUS WATER HEATER
CF	CONTRACTOR FURNISHED	J	JUNCTION BOX
CFICI	CONTRACTOR FURNISHED/CONTRACTOR INSTALLED	JB	JUNCTION BOX
CF/IO	CONTRACTOR FURNISHED/OWNER INSTALLED	J-BOX	JUNCTION BOX
CFE	CONTRACTOR FURNISHED EQUIPMENT	K	KILOVOLT
CHW	CHILLED WATER	KVA	KILOVOLT AMPERE
CHWP	CHILLED WATER PUMP	KVAH	KILOVOLT AMPERE PER HOUR
CKT	CIRCUIT	KVAR	KILOVOLT AMPERE REACTIVE
CKT BRKR	CIRCUIT BREAKER	KW	KILOWATT
CLF	CURRENT LIMITING FUSE	KWH	KILOWATT HOUR
CLG	CEILING	KWHM	KILOWATT HOUR METER
CMU	CONCRETE MASONRY UNIT	L	LARCEY ANALYTICS
COAX	COAX CABLE	LA	LARCEY ANALYTICS
COMM	COMMUNICATION	LED	LIGHT EMITTING DIODE
CONN	CONCRETE	LF	LINEAR FEET (FOOT)
CONT	CONTINUE	LM	LUMEN
CONTR	CONTRACTOR	LP	LIGHT POLE
COORD	COORDINATE	LPS	LOW PRESSURE SODIUM
CPT	CONTROL POWER TRANSFORMER	LRA	LOCKED ROTOR AMPS
CRI	COLOR RENDERING INDEX	LTC	LOCAL TEMPERATURE CONTROL PANEL
CT	CURRENT TRANSFORMER	LT	LIGHT
CTV	CABLE TELEVISION	LTG	LIGHTING
CU	COPPER	LTG PNL	LIGHTING PANEL
CU FT	CUBIC FEET	LTNG	LIGHTNING
D	DECIBEL OR DIRECT BURIAL	LV	LOW VOLTAGE
DB	DECIBEL OR DIRECT BURIAL	M	MASTER ANTENNA TELEVISION SYSTEM
DCP	DIMMER CONTROL PANEL	MAX	MAXIMUM
DEG C	DEGREES CELSIUS	MC	METAL-CLAD
DEG F	DEGREES FAHRENHEIT	MCA	MINIMUM CIRCUIT AMPS
DEMO	DEMOLITION	MCB	MAIN CIRCUIT BREAKER
DIAG	DIAGRAM	MCC	MOTOR CONTROL CENTER
DISC	DISCONNECT	MDP	MAIN DISTRIBUTION PANEL
DISTR	DISTRIBUTION	MECH	MECHANICAL
DISTR PNL	DISTRIBUTION PANEL	MG	MOTOR GENERATOR
DN	DOWN	MH	MANHOLE
DPDT	DOUBLE POLE, DOUBLE THROW	MIN	MINIMUM
DPST	DOUBLE POLE, SINGLE THROW	MOPP	MAXIMUM OVERCURRENT PROTECTION
DRSW	DOOR SWITCH	MLO	MAIN LUGS ONLY
DS	DISCONNECT SWITCH	MT	MOUNT
DWG	DRAWING	MTD	MOUNTED
		MTG	MOUNTING

ANNOTATION		STANDARD MOUNTING HEIGHTS	
①	MECHANICAL OR FIRE SPRINKLER PLAN NOTE CALL OUT	ELECTRICAL:	(AFF, AFG UNLESS NOTED OTHERWISE)
①	PLUMBING PLAN NOTE CALL OUT	AUDIBLE APPLIANCES (CENTERLINE)	84"
①	ELECTRICAL, TECHNOLOGY OR FIRE ALARM PLAN NOTE CALL OUT	ALARMS	48"
①	OWNER FURNISHED, CONTRACTOR INSTALLED	ANNUNCIATOR PANELS	48"
①	PLUMBING EQUIPMENT DESIGNATION	CLOCK OUTLETS (CENTERLINE)	84"
①	EQUIPMENT DESIGNATION TAG	CONTROLS (TOP)	48"
①	NEW WORK TO EXISTING WORK CONNECTION POINT	EXIT SIGNS (WALL-MOUNTED, BOTTOM)	80"
①	DETAIL REFERENCE	FIRE ALARM ANNUNCIATOR PANEL (DISPLAY)	60"
①	SECTION CUT DESIGNATION	FIRE ALARM BELL (EXTERIOR)	120"
		FIRE ALARM CONTROL PANEL/UNIT (DISPLAY)	60"
		INTERCOM (AFA ONLY)	36"
		INTERCOMS (TOP)	48"
		PANELS & PANELBOARDS (TOP)	72"
		PULL STATIONS (HANDLE)	48"
		PHOTOCELLS	144"
		RECEPTACLES (BOTTOM)	18"
		RECEPTACLES (EXTERIOR)	24"
		RECEPTACLES (GARAGES)	28"
		RECEPTACLES IN EQUIPMENT ROOMS (TOP)	48"
		REMOTE INDICATING LIGHT (EQUIPMENT ROOMS)	48"
		REMOTE INDICATING LIGHT (FINISHED AREAS)	CEILING
		SAFETY SWITCHES & STARTERS	48"
		SWITCHES (TOP)	48"
		TELEPHONE/DATA/TV OUTLETS (BOTTOM)	18"
		VISIBLE APPLIANCES (CENTERLINE)	84"

COMMUNICATION SYMBOLS	
▽	COMMUNICATIONS OUTLET, TYPE AS NOTED #D = DATA, # = QUANTITY OF CABLES #E = ELEVATOR, # = QUANTITY OF CABLES #FMS = FACILITY MONITORING SYSTEM, # = QUANTITY OF CABLES #TV = CABLE TELEVISION, # = QUANTITY OF CABLES #V = VOICE, # = QUANTITY OF CABLES
▽	COMMUNICATIONS OUTLET, FLOOR BOX, TYPE AS NOTED #D = DATA, # = QUANTITY OF CABLES #TV = CABLE TELEVISION, # = QUANTITY OF CABLES #V = VOICE, # = QUANTITY OF CABLES
⊞	MULTI-SERVICE POWER POLE WITH POWER/DATA, TYPE AS NOTED AND/OR SCHEDULED
⊞	MULTI-SERVICE FLOOR BOX/POKE-THRU WITH POWER/DATA, TYPE AS NOTED AND/OR SCHEDULED
⊞	COMMUNICATIONS OUTLET, CEILING MTD, TYPE AS NOTED #D = DATA, # = QUANTITY OF CABLES #TV = CABLE TELEVISION, # = QUANTITY OF CABLES
⊞	WIRELESS ACCESS POINT, CEILING MOUNTED
⊞	INTERCOM, "M" DENOTES MASTER STATION
⊞	SPEAKER, WALL MOUNTED
⊞	SPEAKER, CEILING MOUNTED
⊞	VOLUME CONTROL, WALL MOUNTED
⊞	CABLE TRAY, TYPE AS NOTED
⊞	GROUND BAR, TYPE AS NOTED
⊞	SERVER RACK, TWO-POST, FLOOR MOUNTED
⊞	SERVER RACK, WALL MOUNTED
⊞	SERVER RACK, FOUR-POST, FLOOR MOUNTED
⊞	SERVER CABINET, FLOOR MOUNTED
⊞	3/4"x4"x8", FIRE-RATED PLYWOOD BACKBOARD
— CATV —	CABLE TELEVISION LINE
— D —	DATA LINE
— FO —	FIBEROPTIC LINE
— IC —	INTERCOM LINE
— S —	SPEAKER LINE
— T —	TELEPHONE LINE
— TD —	TELEPHONE/DATA LINE
— UC —	UNDERGROUND COMMUNICATIONS LINE, CABLING TYPE AS NOTED
NURSE CALL SYMBOLS	
⊞	CODE BLUE PUSHBUTTON STATION
⊞	DUTY STATION
⊞	STAFF EMERGENCY ASSIST STATION
⊞	PATIENT EMERGENCY PULL CORD STATION WP - WEATHERPROOF
⊞	NURSE CALL KEY SWITCH
⊞	STAFF LOCATOR SENSOR
⊞	NURSE CALL VISUAL ANNUNCIATOR PANEL
⊞	NURSE CALL MASTER STATION
⊞	PATIENT STATION WITH BED CONNECTOR
⊞	PATIENT STATION WITH CODE BLUE
⊞	STAFF STATION (NORMAL, EMERGENCY & CODE BLUE)
⊞	DOME LIGHT, WALL MOUNTED
⊞	DOME LIGHT, CEILING MOUNTED
⊞	ZONE DOME LIGHT
SECURITY SYMBOLS	
⊞	CARD READER, PROXIMITY TYPE
⊞	DOOR BELL PUSHBUTTON
⊞	DOOR BELL CHIME
⊞	DOOR POSITION MONITOR
⊞	EMERGENCY CALL STATION
⊞	ELECTRIFIED LOCKING DEVICE, REQUEST TO EXIT SENSOR, LATCH BOLT MONITOR, AND DOOR POSITION SWITCH
⊞	ELECTRIFIED LOCKING DEVICE
⊞	GLASS BREAK DETECTOR
⊞	GATE OPENER
⊞	INTRUSION DETECTION KEYPAD
⊞	RFID KEY TAG READER
⊞	INTRUSION DETECTION MOTION DETECTOR
⊞	DURESS PUSHBUTTON
⊞	REQUEST TO EXIT BUTTON
⊞	SINGLE VIEW SECURITY CAMERA
⊞	DUAL VIEW SECURITY CAMERA
⊞	180-DEGREE PANORAMIC VIEW SECURITY CAMERA
⊞	270-DEGREE PANORAMIC/MULTI-IMAGE VIEW SECURITY CAMERA
⊞	360-DEGREE PANORAMIC/MULTI-IMAGE VIEW SECURITY CAMERA
— CCTV —	CLOSED CIRCUIT TELEVISION LINE, MIN. 1" RACEWAY

NO.	REVISION DESCRIPTION	DATE

CONSULTANTS:		
STRUCTURAL / CIVIL ENGINEER H2B, INC. 1225 N. LOOP WEST, SUITE 800 HOUSTON, TX 77008 (713) 864-2900	MECH / ELEC / PLUMB / TECH ENGR SPUR DESIGN 25219 MADISON AVENUE, SUITE 100 KANSAS CITY, MO 64108 (913) 859-7200	FIRE PROTECTION ENGINEER POOLE FIRE PROTECTION, INC. 19910 WEST 161ST STREET OLATHE, KANSAS 66062 (913) 829-8690
INDUSTRIAL HYGIENIST RIVERFRONT HEALTH & SAFETY 1150 OLIVE STREET, ST. LOUIS, MO 63101 (314) 436-9492	HEALTHCARE PLANNER INNOVA GROUP 3190 N. SIWAN ROAD TUCSON, AZ 85712 (520) 886-8650	PHYSICAL SECURITY FORCE PROTECT 10901 FRONT BEACH ROAD, STE 1415 PANAMA CITY, FL 32407 (502) 836-4232

ARCHITECT: SPUR # 2016

SPUR DESIGN, LLC
 312 SW 25TH STREET
 Oklahoma City, OK 73109
 (405) 842-6100

KS ARCH REG. NO. A-930, EXP. 12/31/2023
 KS ENGR REG. NO. E-2586, EXP. 12/31/2023

STAMP:

Drawing Title
TECHNOLOGY LEGEND

VA Health Care System Approval:

Project Title Construct Infill of Building 26 and Renovate Specialty Care Clinics	Project Number 589-211003
Location 5500 EAST KELLOGG AVENUE WICHITA, KANSAS 67218	Building Number 26
Date 12/21/2022	Checked BEN
Drawn ABM	Drawing Number T-000
Drawing # 177 OF 190	

**FULLY SPRINKLERED
100% BID SET**

Veterans Health Administration

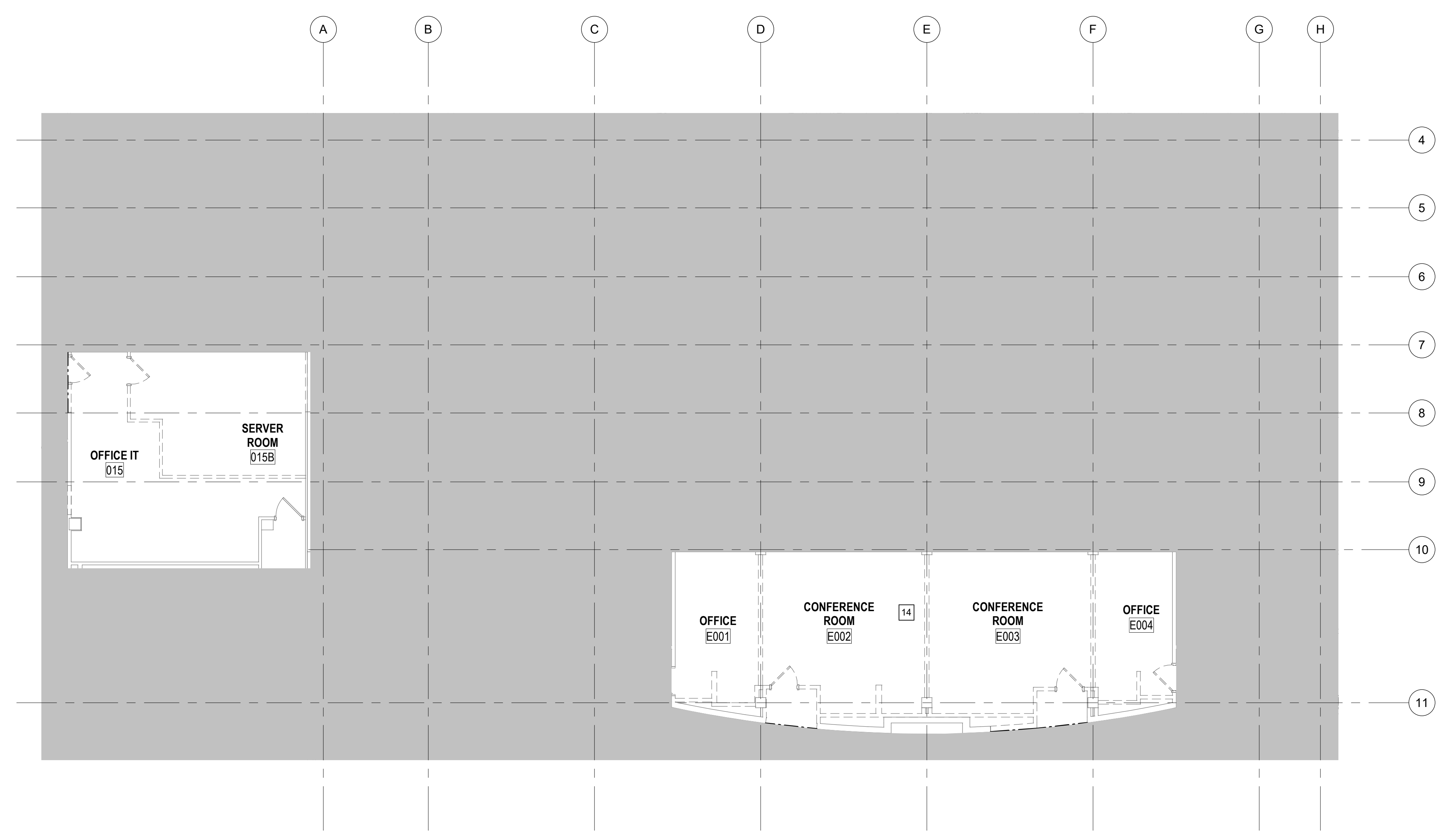
VA U.S. Department of Veterans Affairs

GENERAL NOTES:

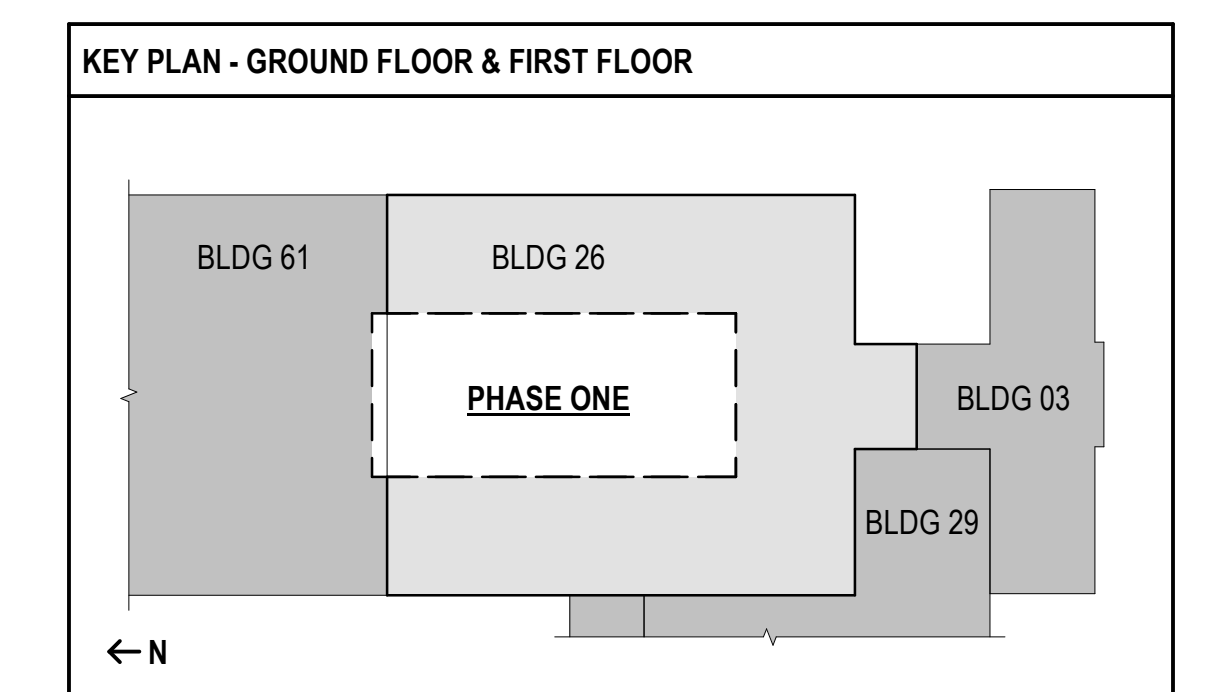
- A. THE AREA OF WORK SHOWN IS WITHIN AN OPERATING FACILITY THAT MUST REMAIN IN SERVICE 24/7.
- B. COORDINATE WORK SCHEDULE WITH THE CONTRACTING OFFICER'S REPRESENTATIVE BEFORE THE START OF WORK.
- C. COORDINATE TECHNOLOGY WORK WITH ALL OTHER TRADES. VERIFY ALL EXISTING CONDITIONS BEFORE THE START OF WORK.
- D. THE DEMOLITION DRAWINGS ARE SCHEMATIC, BASED ON AVAILABLE INFORMATION AND MAY NOT REPRESENT ALL DEVICES/EQUIPMENT REQUIRED FOR DEMOLITION. FIELD VERIFY ALL EXISTING WORK PRIOR TO BID.
- E. REFER TO ARCHITECTURAL DRAWINGS FOR ADDITIONAL INFORMATION REGARDING PHASING REQUIREMENTS.

TECHNOLOGY DEMOLITION KEYNOTES

- 14 REMOVE ALL EXISTING DATA DEVICES, SECURITY CAMERAS, CONDUITS, AND CATEGORY CABLING BACK TO THE DATA RACKS WITHIN THE AREA OF WORK.



1 GROUND FLOOR - DEMOLITION FLOOR PLAN - PHASE ONE
1/8" = 1'-0"



**FULLY SPRINKLERED
100% BID SET**

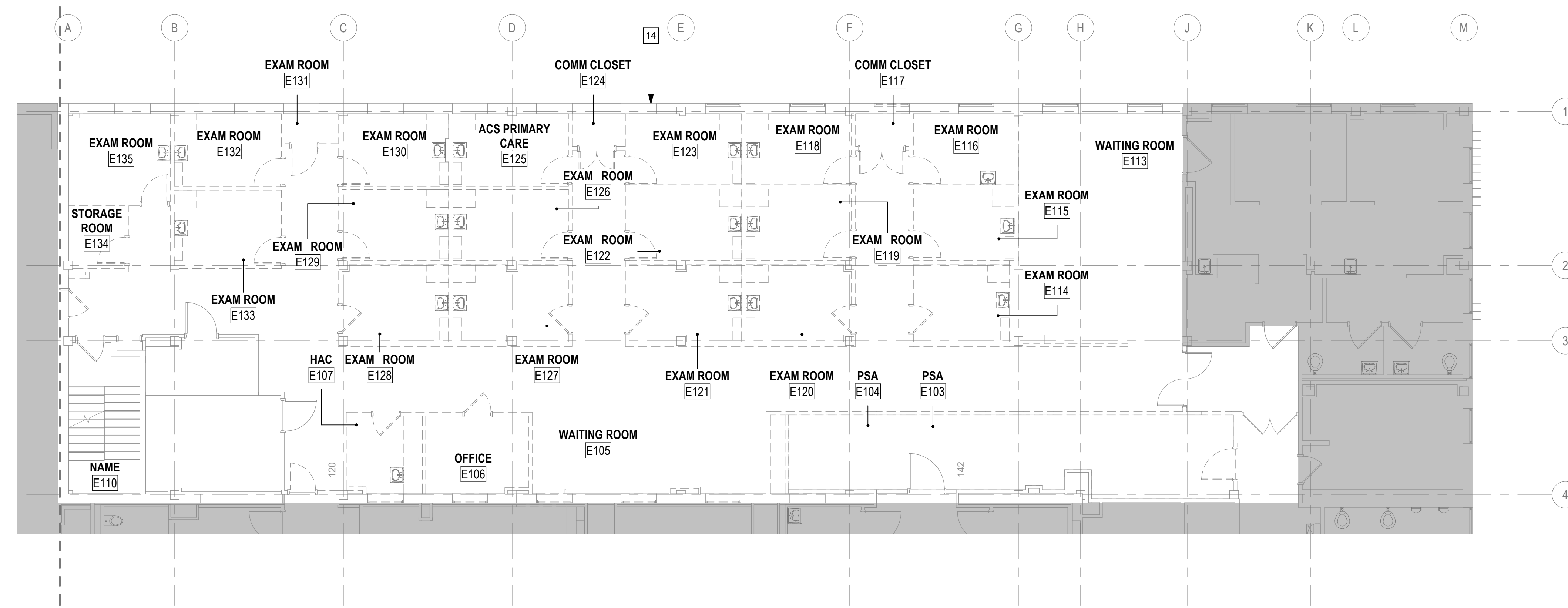
NO.	REVISION DESCRIPTION	DATE	CONSULTANTS:			ARCHITECT:	SPUR # 2016	STAMP:	Drawing Title		Project Title		Project Number		Veterans Health Administration
			STRUCTURAL / CIVIL ENGINEER H2B, INC. 1225 N. LOOP WEST, SUITE 800 HOUSTON, TX 77008 (713) 864-2900	MECH / ELEC / PLUMB / TECH ENGR SPUR DESIGN 25219 MADISON AVENUE, SUITE 100 KANSAS CITY, MO 64108 (913) 369-7200	FIRE PROTECTION ENGINEER POOLE FIRE PROTECTION, INC. 19910 WEST 161ST STREET OLATHE, KANSAS 66062 (913) 829-8690				PHASE ONE - TECHNOLOGY DEMOLITION FLOOR PLAN		Construct Infill of Building 26 and Renovate Specialty Care Clinics		589-Z11003		
			INDUSTRIAL HYGIENIST RIVERFRONT HEALTH & SAFETY 1150 OLIVE STREET, ST. LOUIS, MO 63101 (314) 436-9492	HEALTHCARE PLANNER INNOVA GROUP 3196 N. SIWAN ROAD TUCSON, AZ 85712 (520) 886-8650	PHYSICAL SECURITY FORCE PROTECT 10901 FRONT BEACH ROAD, STE 1415 PANAMA CITY, FL 32407 (502) 836-4232	VA Health Care System Approval:		Location 5500 EAST KELLOGG AVENUE WICHITA, KANSAS 67218		Drawing # 178 OF 190		VA U.S. Department of Veterans Affairs			
						Date 12/21/2022		Checked BEN	Drawn ABM						

GENERAL NOTES:

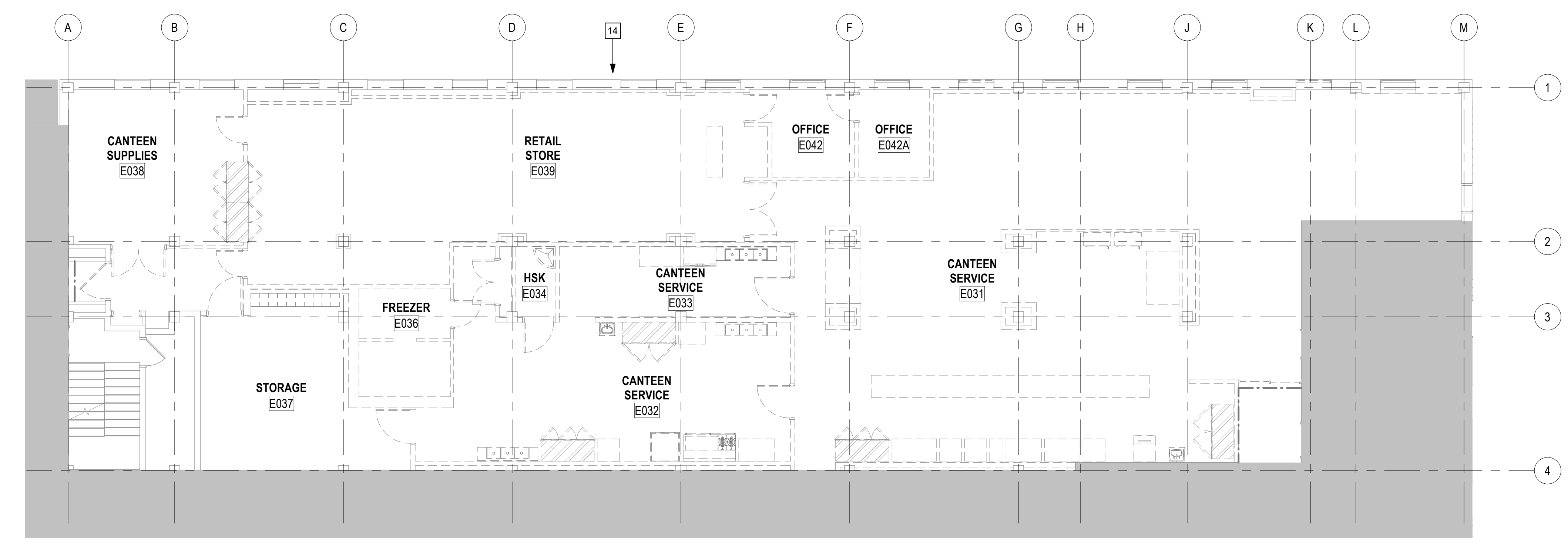
- A. THE AREA OF WORK SHOWN IS WITHIN AN OPERATING FACILITY THAT MUST REMAIN IN SERVICE 24/7.
- B. COORDINATE WORK SCHEDULE WITH THE CONTRACTING OFFICER'S REPRESENTATIVE BEFORE THE START OF WORK.
- C. COORDINATE TECHNOLOGY WORK WITH ALL OTHER TRADES. VERIFY ALL EXISTING CONDITIONS BEFORE THE START OF WORK.
- D. THE DEMOLITION DRAWINGS ARE SCHEMATIC, BASED ON AVAILABLE INFORMATION AND MAY NOT REPRESENT ALL DEVICES/EQUIPMENT REQUIRED FOR DEMOLITION. FIELD VERIFY ALL EXISTING WORK PRIOR TO BID.
- E. REFER TO ARCHITECTURAL DRAWINGS FOR ADDITIONAL INFORMATION REGARDING PHASING REQUIREMENTS.

TECHNOLOGY DEMOLITION KEYNOTES

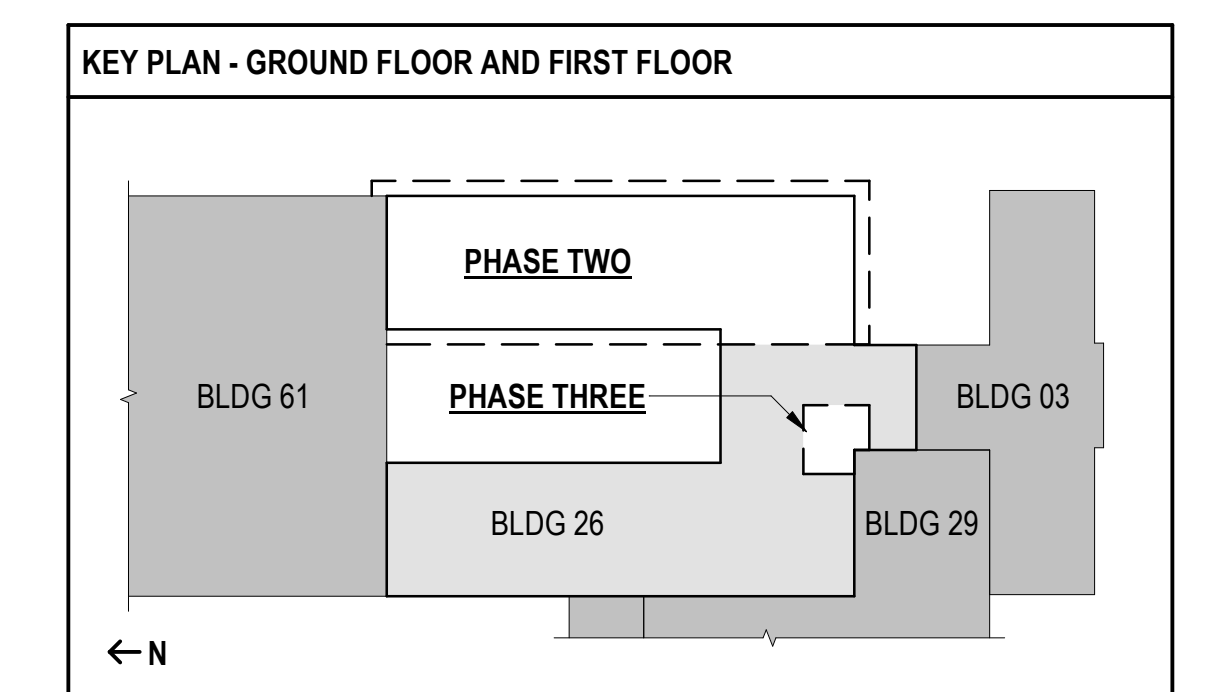
- 14 REMOVE ALL EXISTING DATA DEVICES, SECURITY CAMERAS, CONDUITS, AND CATEGORY CABLING BACK TO THE DATA RACKS WITHIN THE AREA OF WORK.



2 FIRST FLOOR - DEMOLITION FLOOR PLAN - PHASE TWO
1/8" = 1'-0"



1 GROUND FLOOR - DEMOLITION FLOOR PLAN - PHASE TWO
1/8" = 1'-0"

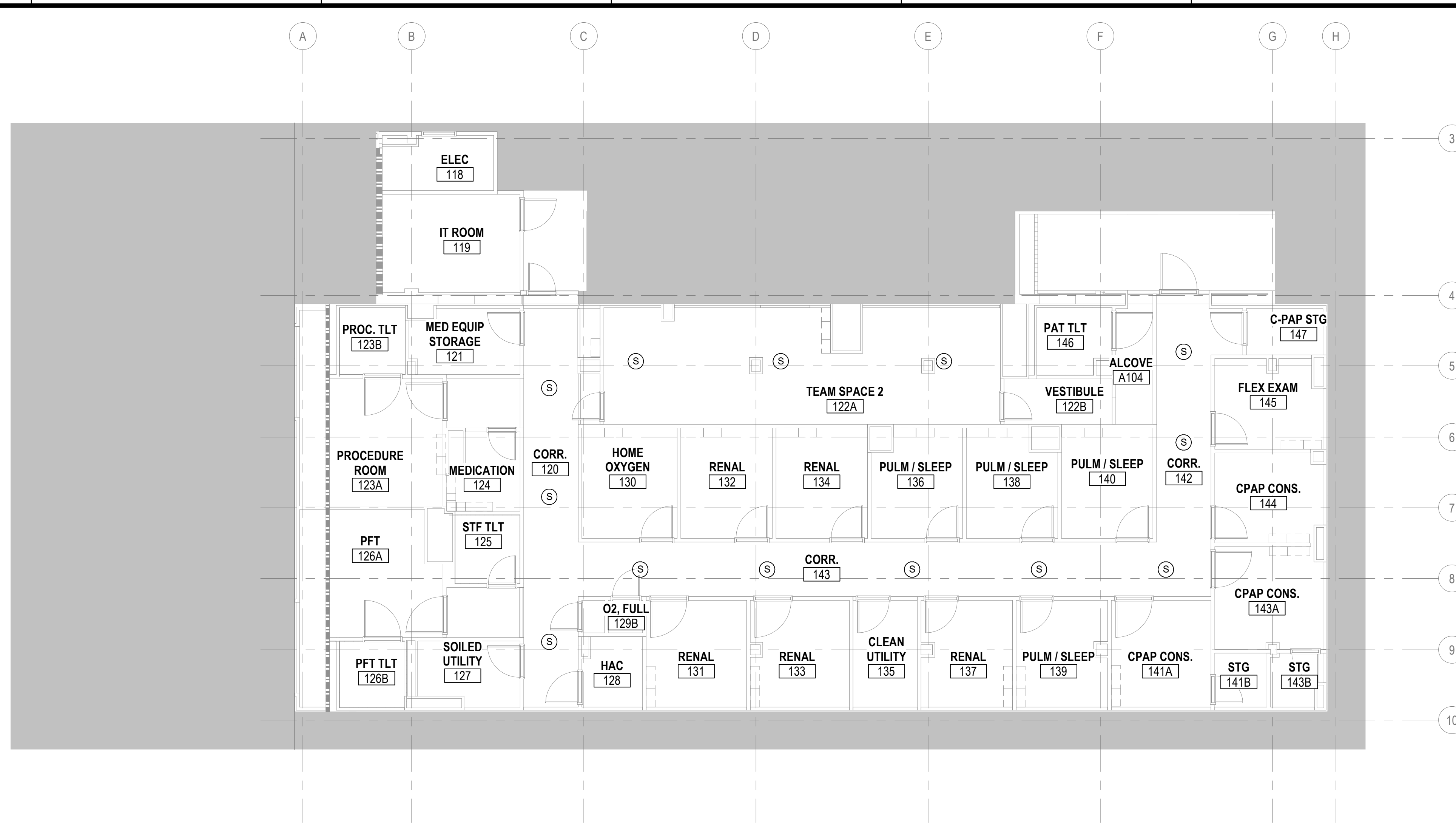


**FULLY SPRINKLERED
100% BID SET**

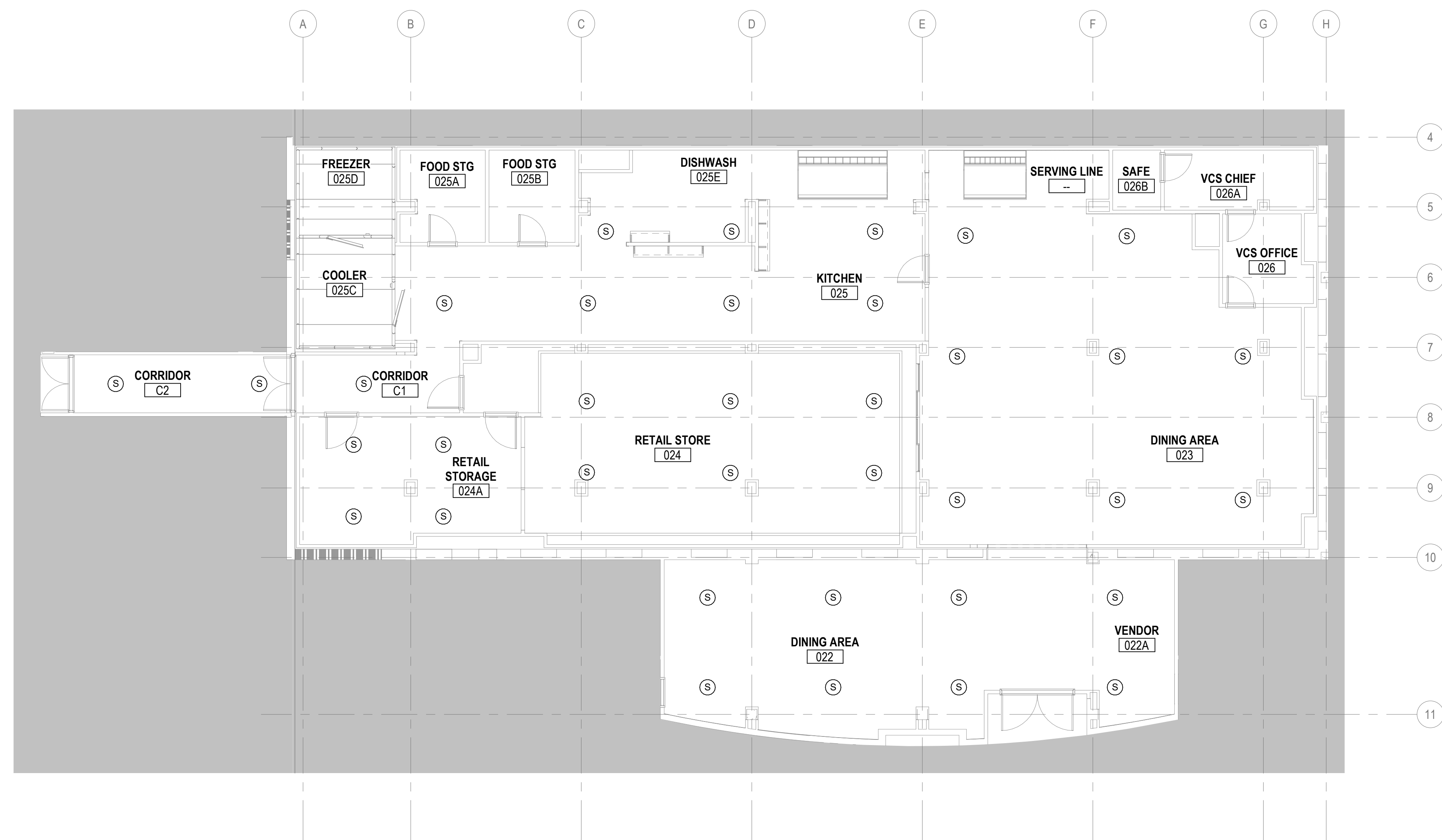
NO.	REVISION DESCRIPTION	DATE	CONSULTANTS:			ARCHITECT:	SPUR # 2016	STAMP:	Drawing Title	Project Title	Project Number	Veterans Health Administration
			STRUCTURAL / CIVIL ENGINEER H2B, INC. 1225 N. LOOP WEST, SUITE 800 HOUSTON, TX 77008 (713) 864-2900	MECH / ELEC / PLUMB / TECH ENGR SPUR DESIGN 25219 MADISON AVENUE, SUITE 100 KANSAS CITY, MO 64108 (913) 969-7200	FIRE PROTECTION ENGINEER POOLE FIRE PROTECTION, INC. 19910 WEST 161ST STREET OLATHE, KANSAS 66062 (913) 829-8690				PHASE TWO - TECHNOLOGY DEMOLITION FLOOR PLAN	Construct Infill of Building 26 and Renovate Specialty Care Clinics	589-Z11003	
			INDUSTRIAL HYGIENIST RIVERFRONT HEALTH & SAFETY 1150 OLIVE STREET, ST. LOUIS, MO 63101 (314) 436-9492	HEALTHCARE PLANNER INNOVA GROUP 3190 N. SIWAN ROAD TUCSON, AZ 85712 (520) 886-8650	PHYSICAL SECURITY FORCE PROTECT 10901 FRONT BEACH ROAD, STE 1415 PANAMA CITY, FL 32407 (502) 836-4232			VA Health Care System Approval:	Location 5500 EAST KELLOGG AVENUE WICHITA, KANSAS 67218	Drawing Number TD102	U.S. Department of Veterans Affairs	
								Date 12/21/2022	Checked BEN	Drawn ABM		Drawing # 179 OF 190

GENERAL NOTES:

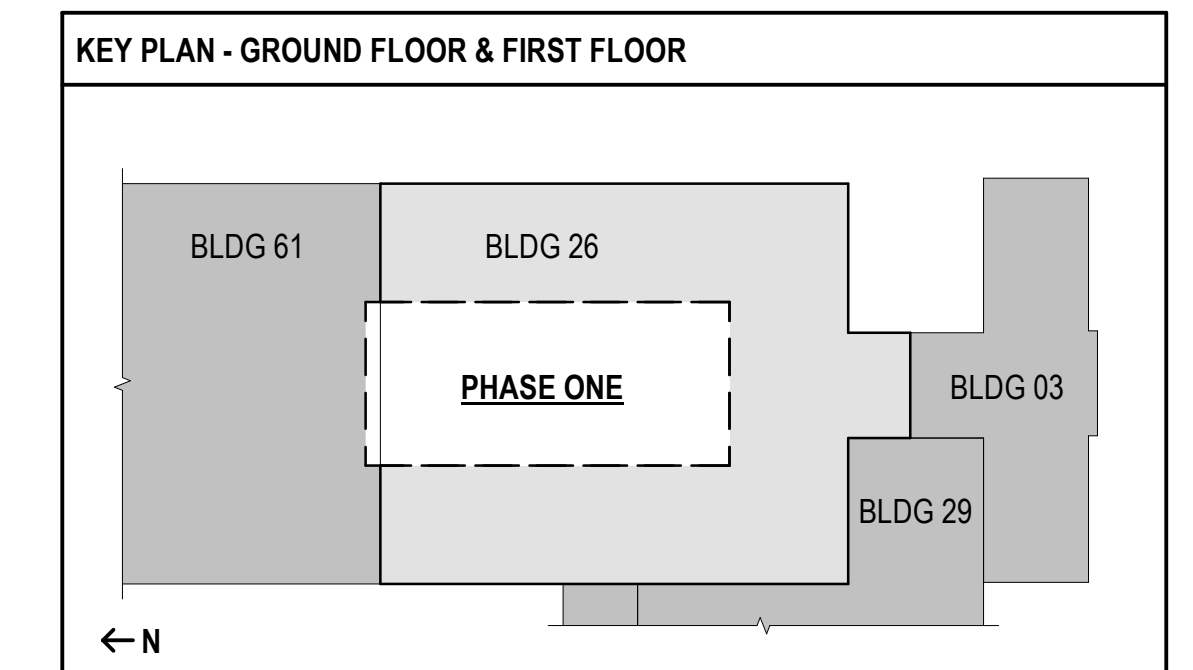
- A. REFER TO DETAIL 3, SHEET T-601 FOR PROPOSED ZONING FOR PUBLIC ADDRESS/MASS NOTIFICATION SYSTEM.
- B. PROVIDE DROP CEILING SPEAKERS. REFER TO ARCHITECTURAL PLANS FOR CEILING HEIGHTS.



2 FIRST FLOOR - INTERCOM AND PUBLIC ADDRESS - PHASE ONE
1/8" = 1'-0"



1 GROUND FLOOR - INTERCOM AND PUBLIC ADDRESS - PHASE ONE
1/8" = 1'-0"



**FULLY SPRINKLERED
100% BID SET**

NO.	REVISION DESCRIPTION	DATE

CONSULTANTS:

STRUCTURAL / CIVIL ENGINEER H2B, INC. 1225 N. LOOP WEST, SUITE 800 HOUSTON, TX 77008 (713) 864-2900	MECH / ELEC / PLUMB / TECH ENGR SPUR DESIGN 25219 MADISON AVENUE, SUITE 100 KANSAS CITY, MO 64108 (913) 369-7200	FIRE PROTECTION ENGINEER POOLE FIRE PROTECTION, INC. 19910 WEST 161ST STREET OLATHE, KANSAS 66062 (913) 829-8690
INDUSTRIAL HYGIENIST RIVERFRONT HEALTH & SAFETY 1150 OLIVE STREET, ST. LOUIS, MO 63101 (314) 436-9492	HEALTHCARE PLANNER INNOVA GROUP 3190 N. SIWAN ROAD TUCSON, AZ 85712 (520) 886-8650	PHYSICAL SECURITY FORCE PROTECT 10901 FRONT BEACH ROAD, STE 1415 PANAMA CITY, FL 32407 (502) 836-4232

ARCHITECT: SPUR # 2016

SPUR DESIGN, LLC
 312 SW 25TH STREET
 Oklahoma City, OK 73109
 (405) 842-6100

KS ARCH REG. NO. A-930, EXP. 12/31/2023
 KS ENGR REG. NO. E-2586, EXP. 12/31/2023

STAMP:

Drawing Title
PHASE ONE - INTERCOM AND PUBLIC ADDRESS FLOOR PLANS

VA Health Care System Approval:

Project Title
Construct Infill of Building 26 and Renovate Specialty Care Clinics

Location
 5500 EAST KELLOGG AVENUE
 WICHITA, KANSAS 67218

Date: 12/21/2022

Project Number
 589-Z11003

Building Number
 26

Drawing Number
T1101

Drawing # 180 OF 190

Veterans Health Administration

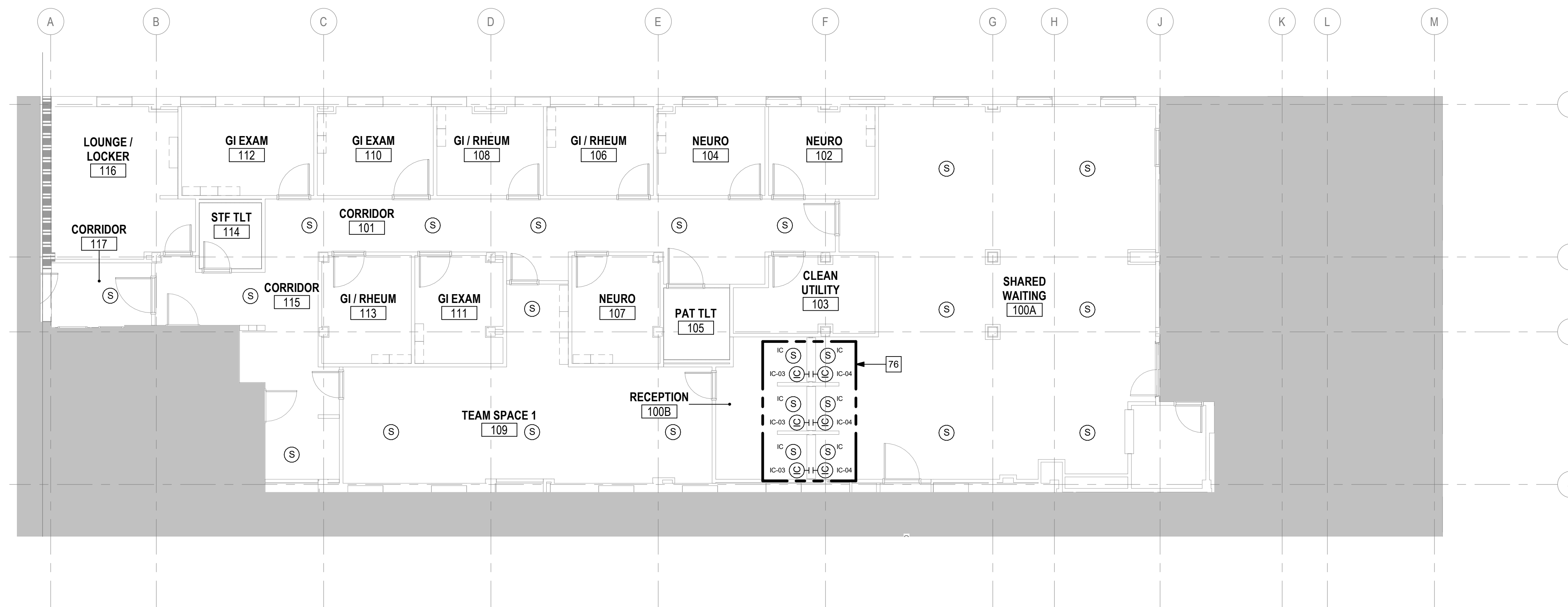
U.S. Department of Veterans Affairs

GENERAL NOTES:

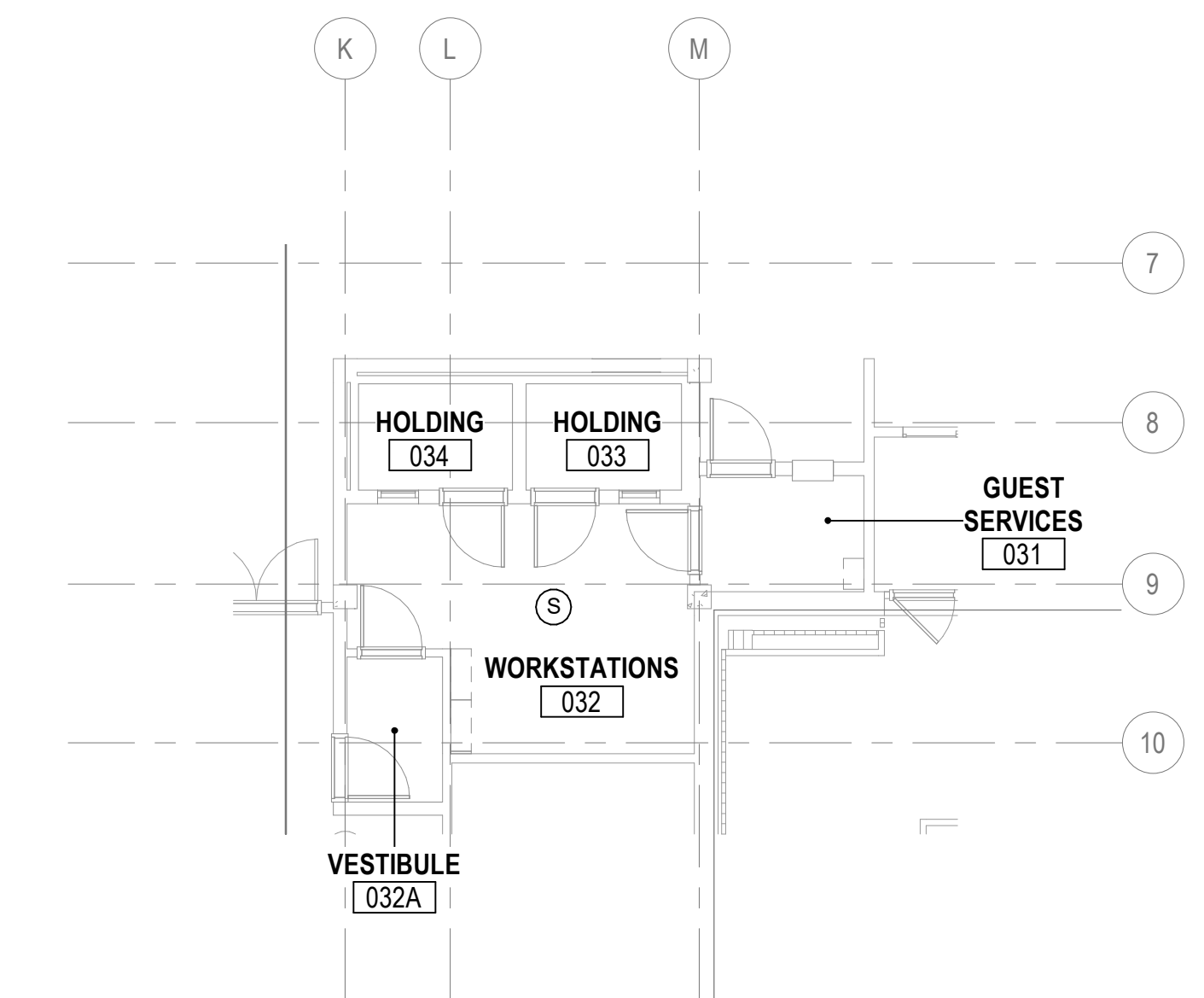
- A. REFER TO DETAIL 3, SHEET T-601 FOR PROPOSED ZONING FOR PUBLIC ADDRESS/MASS NOTIFICATION SYSTEM.
- B. PROVIDE DROP CEILING SPEAKERS. REFER TO ARCHITECTURAL PLANS FOR CEILING HEIGHTS.

TECHNOLOGY KEYNOTES

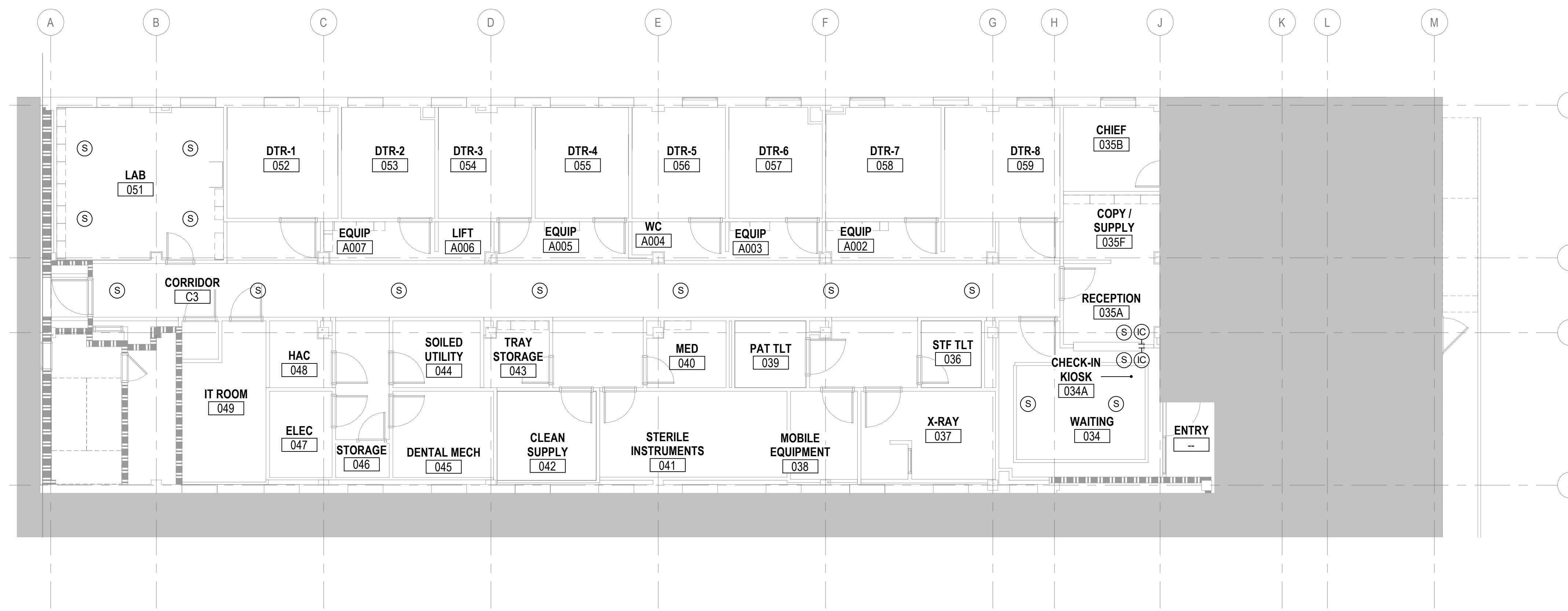
- 76 PROVIDE INTERCOM STATION AT COUNTER. REFER TO INTERCOM SCHEDULE ON SHEET T-602 FOR ADDITIONAL INFORMATION.



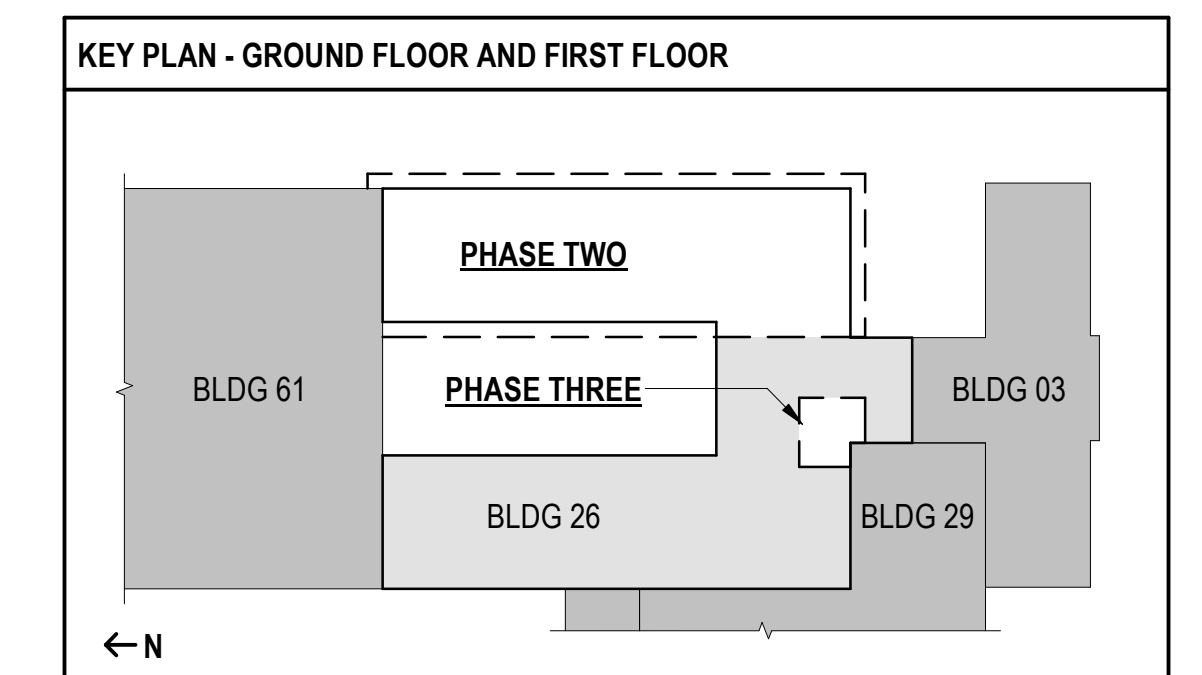
2 FIRST FLOOR - INTERCOM AND PUBLIC ADDRESS - PHASE TWO
1/8" = 1'-0"



3 GROUND FLOOR - INTERCOM AND PUBLIC ADDRESS - PHASE THREE
1/8" = 1'-0"

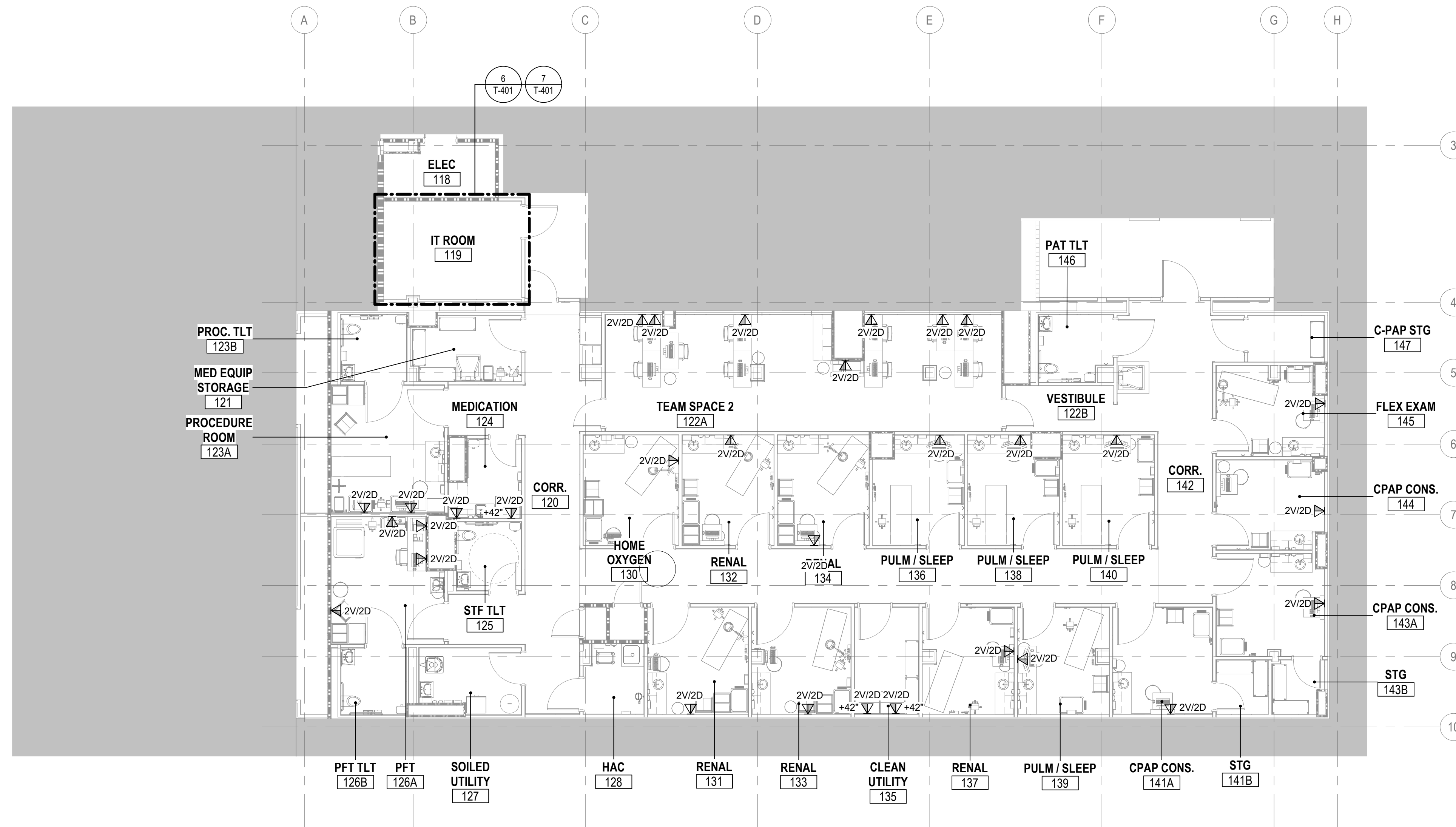


1 GROUND FLOOR - INTERCOM AND PUBLIC ADDRESS - PHASE TWO
1/8" = 1'-0"

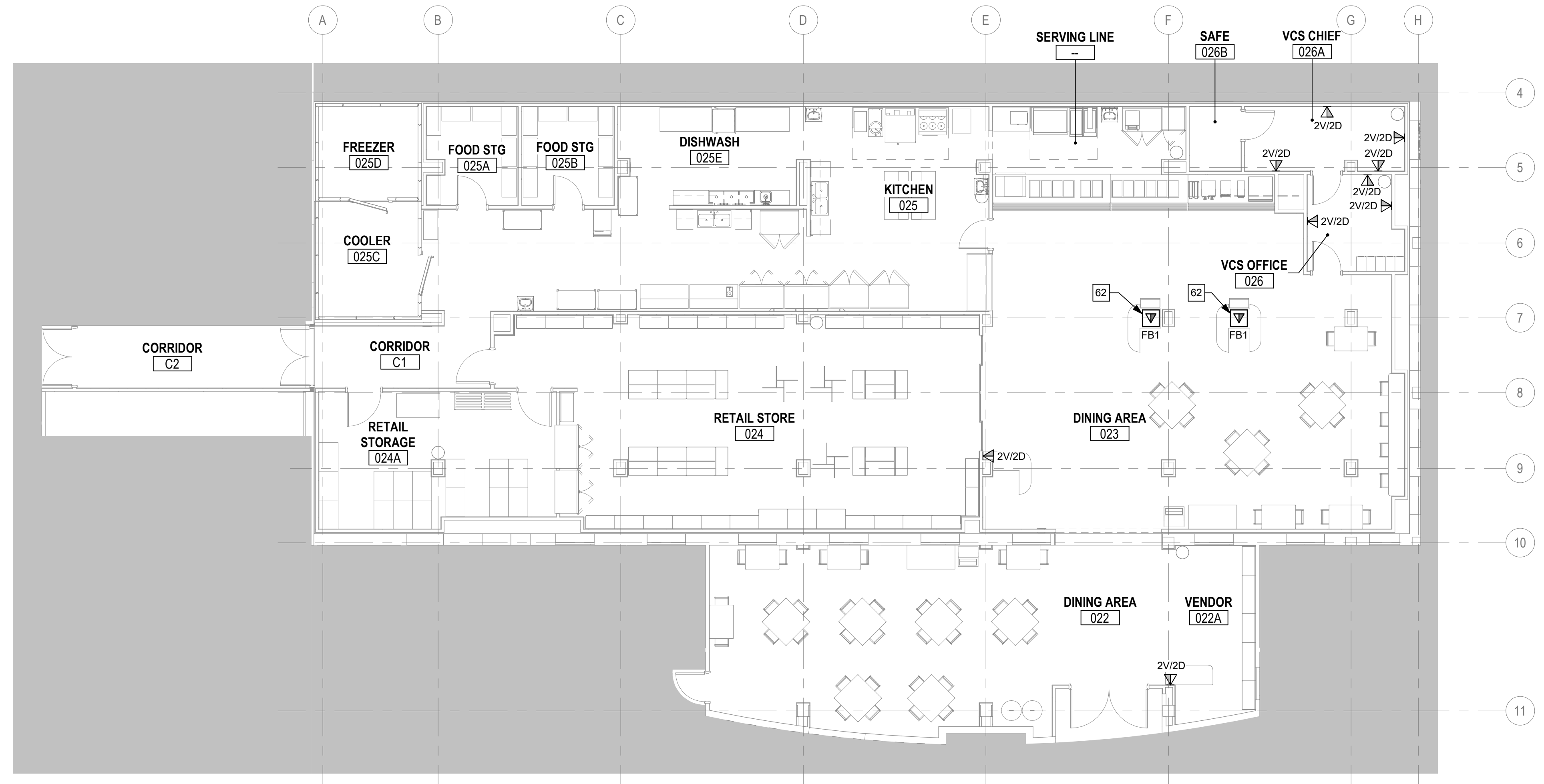


**FULLY SPRINKLERED
100% BID SET**

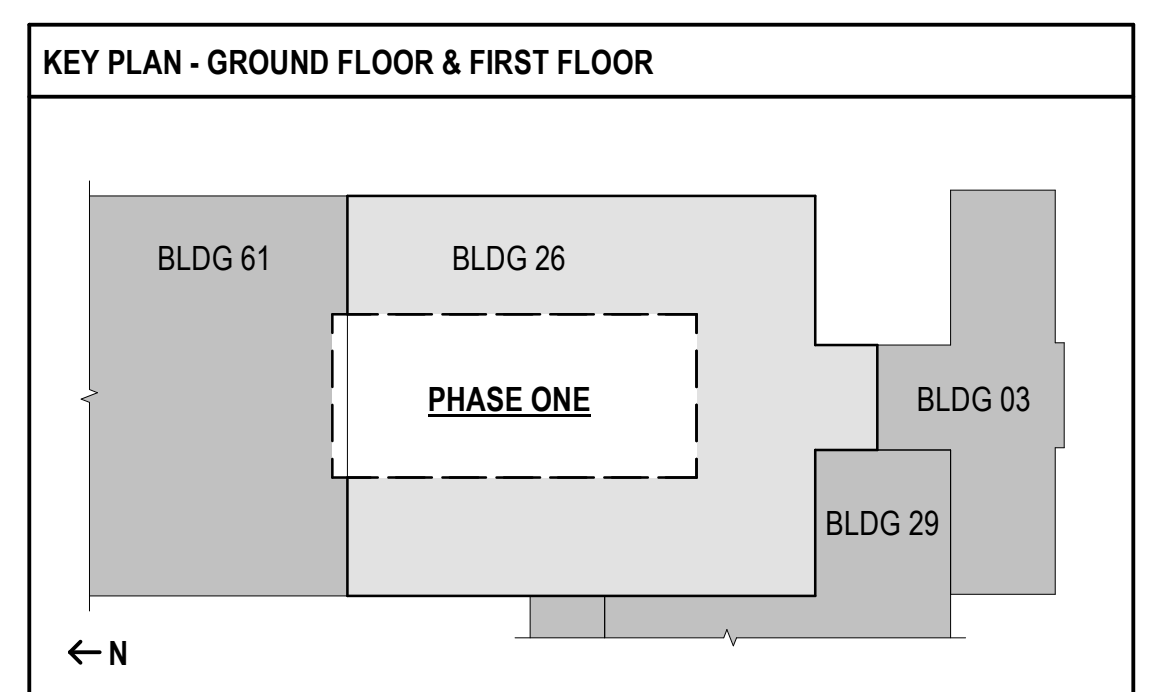
NO.	REVISION DESCRIPTION	DATE	CONSULTANTS:			ARCHITECT:	SPUR # 2106	STAMP:	Drawing Title	Project Title	Project Number	Veterans Health Administration
			STRUCTURAL / CIVIL ENGINEER H2B, INC. 1225 N. LOOP WEST, SUITE 800 HOUSTON, TX 77008 (713) 864-2900	MECH / ELEC / PLUMB / TECH ENGR SPUR DESIGN 25219 MADISON AVENUE, SUITE 100 KANSAS CITY, MO 64108 (913) 869-7200	FIRE PROTECTION ENGINEER POOLE FIRE PROTECTION, INC. 19910 WEST 161ST STREET OLATHE, KANSAS 66062 (913) 829-8690				PHASE TWO - INTERCOM AND PUBLIC ADDRESS FLOOR PLANS	Construct Infill of Building 26 and Renovate Specialty Care Clinics	589-Z11003	
			INDUSTRIAL HYGIENIST RIVERFRONT HEALTH & SAFETY 1190 OLIVE STREET, ST. LOUIS, MO 63101 (314) 436-9492	HEALTHCARE PLANNER INNOVA GROUP 3190 N. SIWAN ROAD TUCSON, AZ 85712 (520) 886-8650	PHYSICAL SECURITY FORCE PROTECT 10901 FRONT BEACH ROAD, STE 1415 PANAMA CITY, FL 32407 (502) 836-4232	VA Health Care System Approval:	Location 5500 EAST KELLOGG AVENUE WICHITA, KANSAS 67218	Building Number 26	Drawing Number T1102	U.S. Department of Veterans Affairs		
						Date 12/21/2022	Checked BEN	Drawn ABM	Drawing # 181 OF 190			



2 FIRST FLOOR - TECHNOLOGY PLAN - PHASE ONE
1/8" = 1'-0"

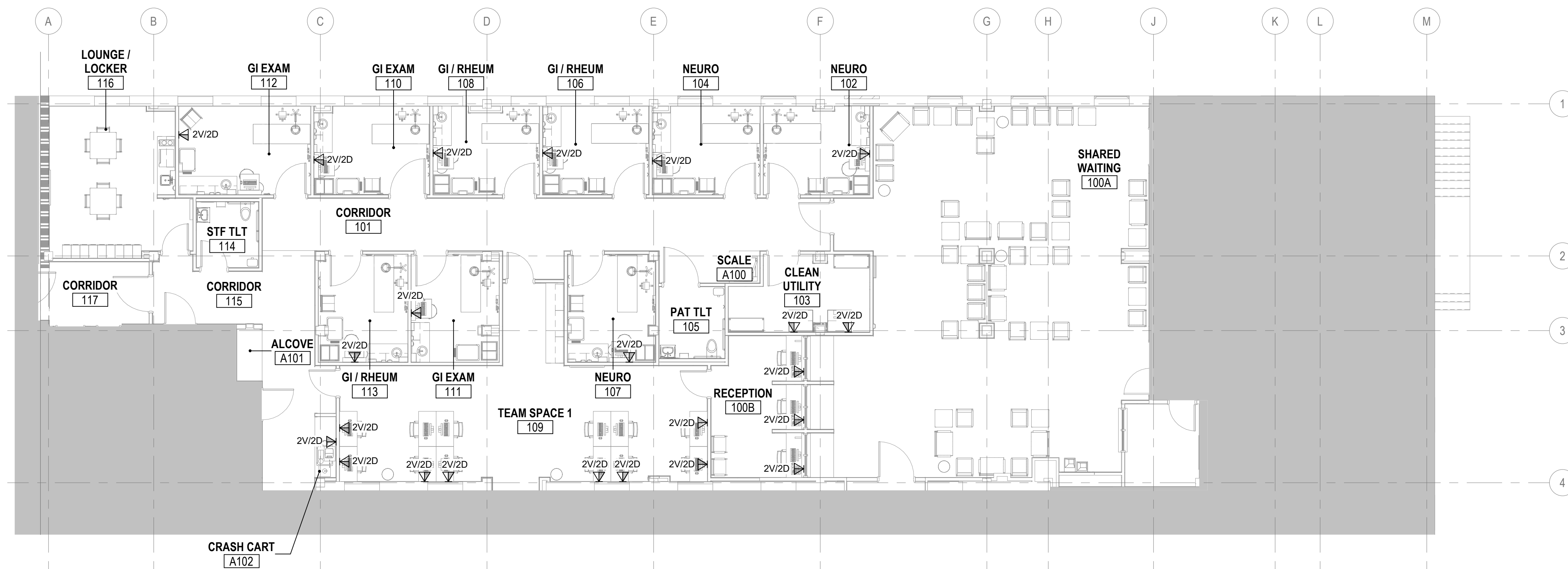


1 GROUND FLOOR - TECHNOLOGY PLAN - PHASE ONE
1/8" = 1'-0"

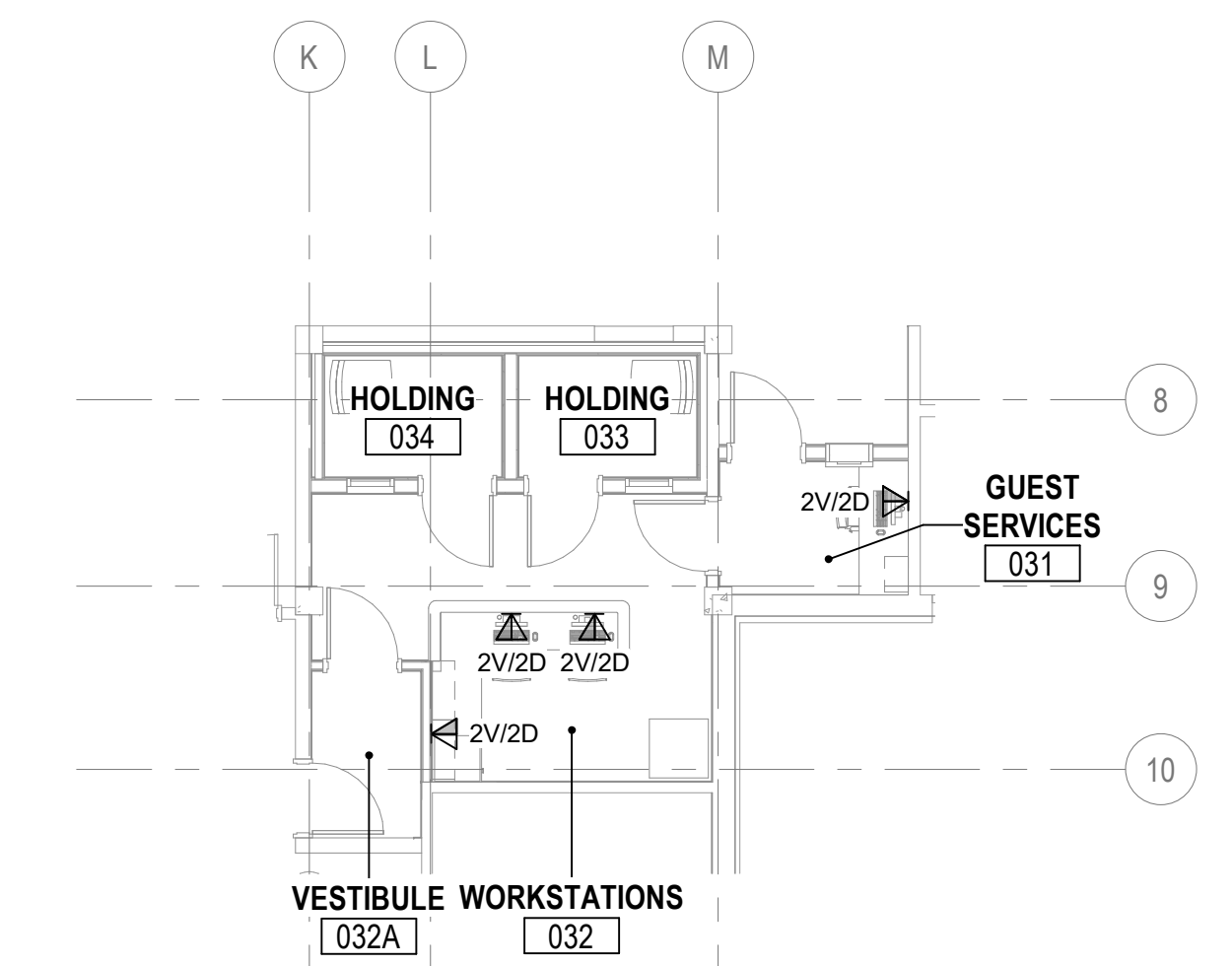


FULLY SPRINKLERED
100% BID SET

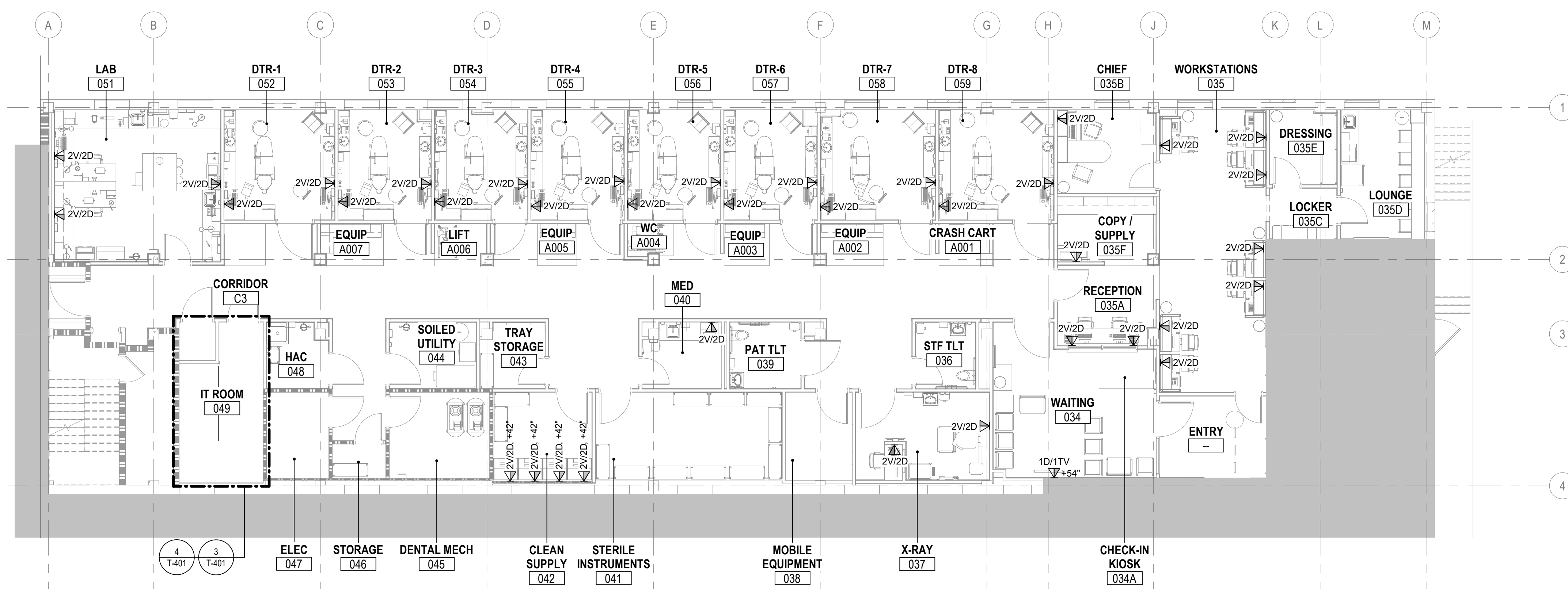
NO.	REVISION DESCRIPTION	DATE	CONSULTANTS:			ARCHITECT:	SPUR # 2016	STAMP:	Drawing Title PHASE ONE - TECHNOLOGY FLOOR PLANS	Project Title Construct Infill of Building 26 and Renovate Specialty Care Clinics		Project Number 589-Z11003	Veterans Health Administration
			STRUCTURAL / CIVIL ENGINEER H2B, INC. 1225 N. LOOP WEST, SUITE 800 HOUSTON, TX 77008 (713) 864-2900	MECH / ELEC / PLUMB / TECH ENGR SPUR DESIGN 25219 MADISON AVENUE, SUITE 100 KANSAS CITY, MO 64108 (913) 369-7200	FIRE PROTECTION ENGINEER POOLE FIRE PROTECTION, INC. 19910 WEST 161ST STREET OLATHE, KANSAS 66062 (913) 829-8690					VA Health Care System Approval:		Building Number 26	
			INDUSTRIAL HYGIENIST RIVERFRONT HEALTH & SAFETY 1150 OLIVE STREET, ST. LOUIS, MO 63101 (314) 436-9492	HEALTHCARE PLANNER INNOVA GROUP 3190 N. SIWAN ROAD TUCSON, AZ 85712 (520) 886-8650	PHYSICAL SECURITY FORCE PROTECT 10901 FRONT BEACH ROAD, STE 1415 PANAMA CITY, FL 32407 (502) 836-4232		Date 12/21/2022		Checked BEN	Drawn ABM	Drawing # 182 OF 190	U.S. Department of Veterans Affairs	



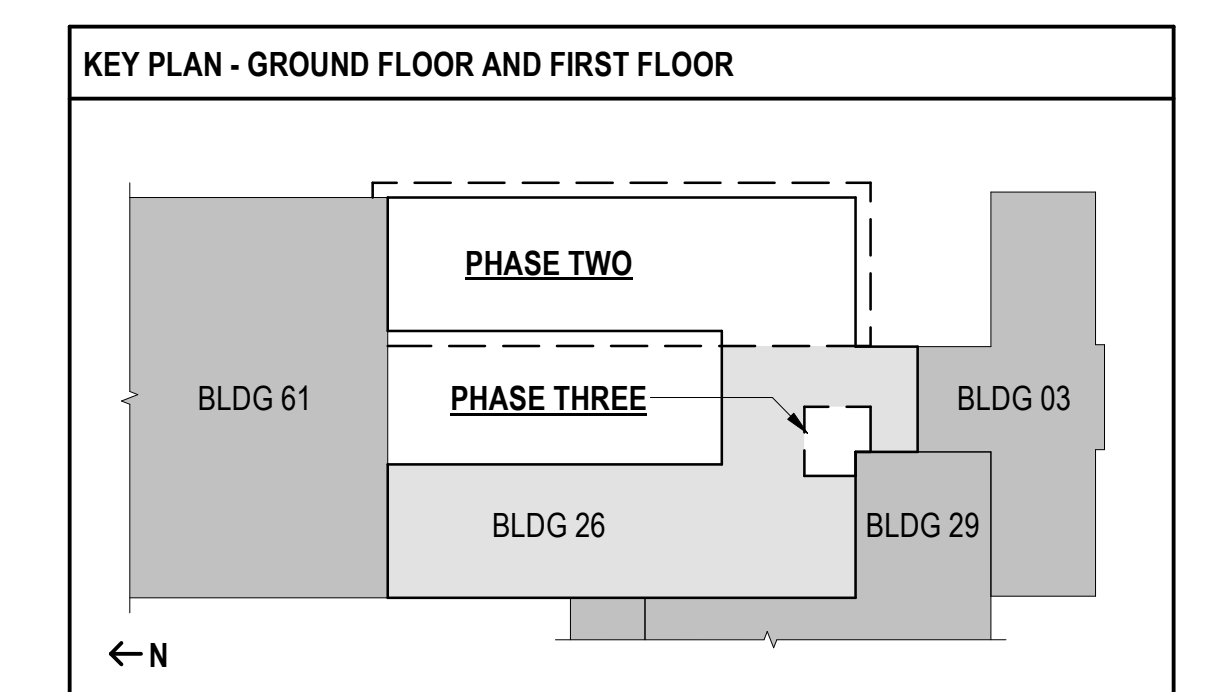
2 FIRST FLOOR - TECHNOLOGY PLAN - PHASE TWO
1/8" = 1'-0"



3 GROUND FLOOR - TECHNOLOGY PLAN - PHASE THREE
1/8" = 1'-0"

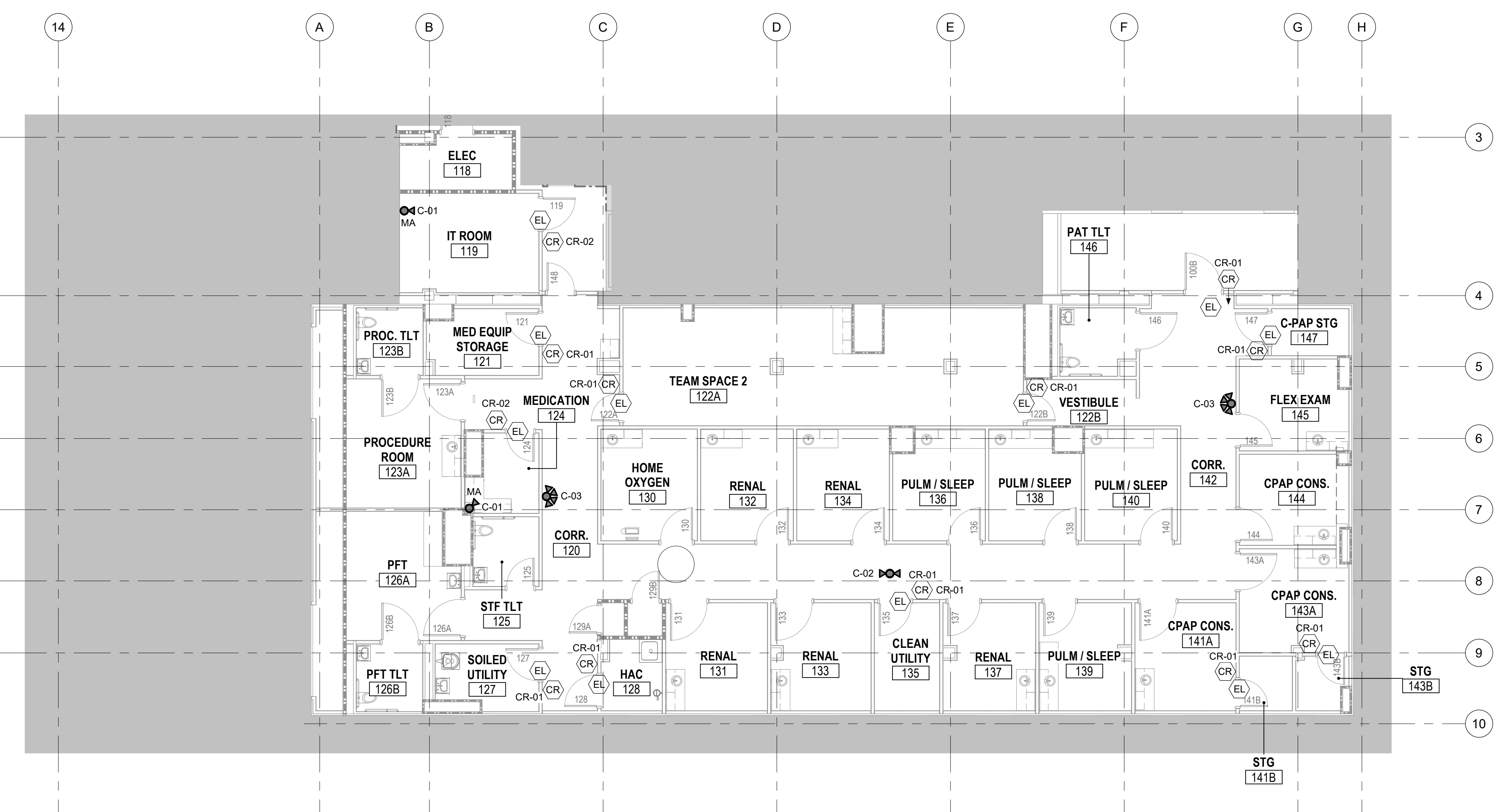


1 GROUND FLOOR - TECHNOLOGY PLAN - PHASE TWO
1/8" = 1'-0"

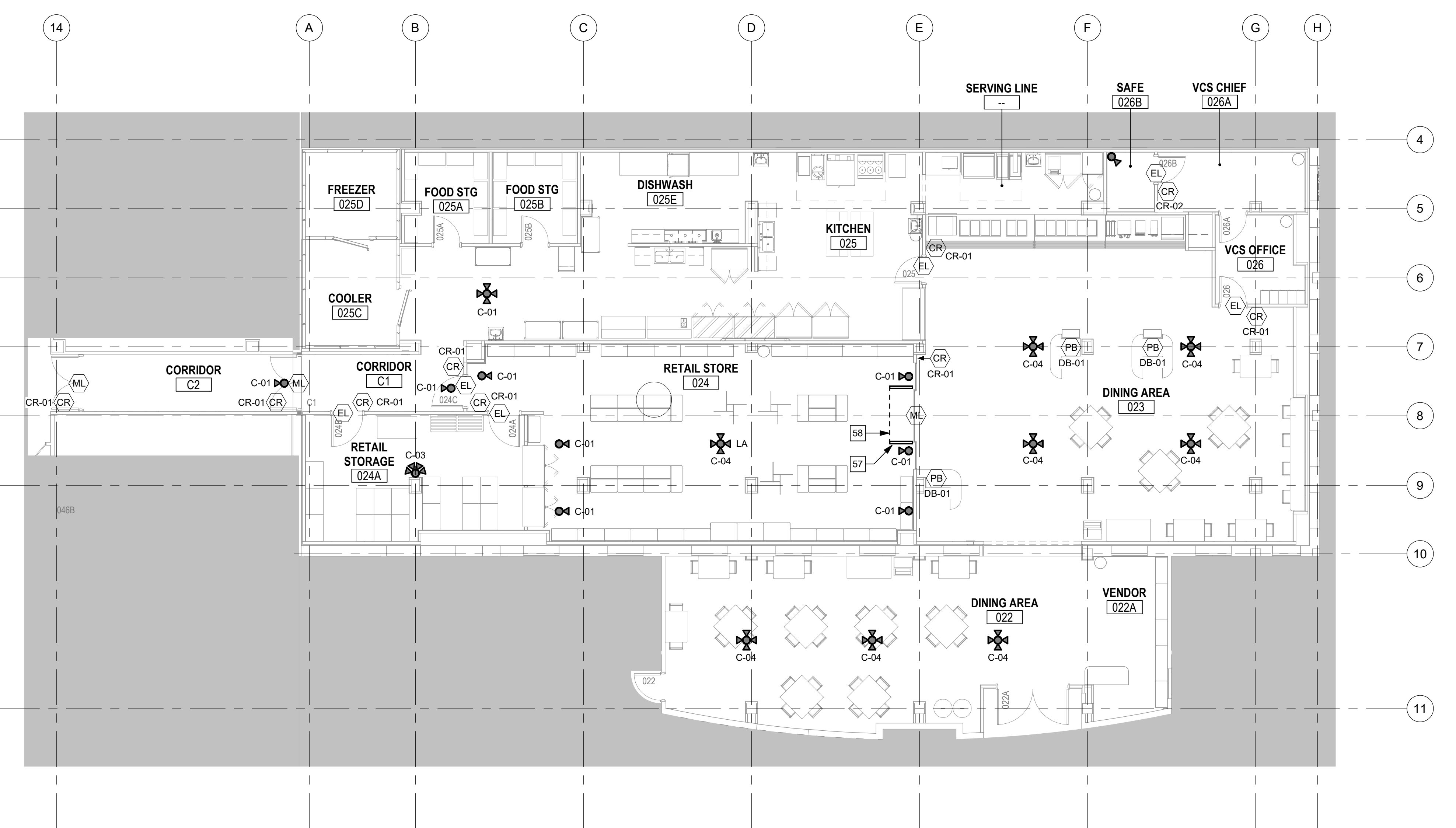


FULLY SPRINKLERED
100% BID SET

NO.	REVISION DESCRIPTION	DATE	CONSULTANTS:			ARCHITECT:	SPUR #. 2016	STAMP:	Drawing Title		Project Title		Project Number		Veterans Health Administration
			STRUCTURAL / CIVIL ENGINEER H2B, INC. 1225 N. LOOP WEST, SUITE 800 HOUSTON, TX 77008 (713) 864-2900 INDUSTRIAL HYGIENIST RIVERFRONT HEALTH & SAFETY 1199 OLIVE STREET, ST. LOUIS, MO 63101 (314) 436-9492						MECH / ELEC / PLUMB / TECH ENGR SPUR DESIGN 25219 MADISON AVENUE, SUITE 100 KANSAS CITY, MO 64108 (913) 869-2900 HEALTHCARE PLANNER INNOVA GROUP 3196 N. SIWAN ROAD TUCSON, AZ 85712 (520) 886-8650			FIRE PROTECTION ENGINEER POOLE FIRE PROTECTION, INC. 19910 WEST 161ST STREET OLATHE, KANSAS 66062 (913) 829-8690 PHYSICAL SECURITY FORCE PROTECT 10901 FRONT BEACH ROAD, STE 1415 PANAMA CITY, FL 32407 (502) 836-4232			
VA Health Care System Approval:								Date		Checked	Drawn	U.S. Department of Veterans Affairs			
								12/21/2022		BEN	ABM				

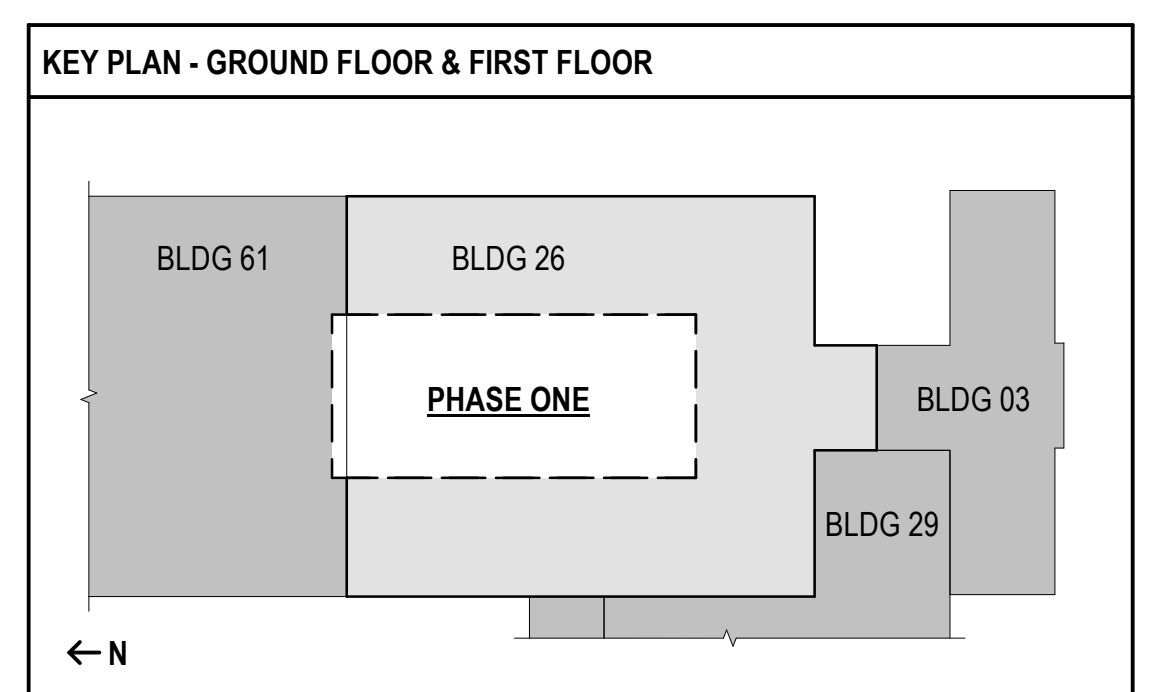


2 FIRST FLOOR - SECURITY PLAN - PHASE ONE
1/8" = 1'-0"



1 GROUND FLOOR - SECURITY PLAN - PHASE ONE
1/8" = 1'-0"

- TECHNOLOGY KEYNOTES**
- 57 PROVIDE EAS SECURITY SYSTEM (BASIS OF DESIGN: BSI MODEL NUMBER CTR650 AM UNI CDUS)
 - 58 PROVIDE 6'-6" OF 3/4" EMT CONDUIT BETWEEN GATES.



FULLY SPRINKLERED
100% BID SET

NO.	REVISION DESCRIPTION	DATE

CONSULTANTS:

STRUCTURAL / CIVIL ENGINEER H2B, INC. 1225 N. LOOP WEST, SUITE 800 HOUSTON, TX 77008 (713) 964-2900	MECH / ELEC / PLUMB / TECH ENGR SPUR DESIGN 25219 MADISON AVENUE, SUITE 100 KANSAS CITY, MO 64108 (913) 969-7200	FIRE PROTECTION ENGINEER POOLE FIRE PROTECTION, INC. 19910 WEST 161ST STREET OLATHE, KANSAS 66062 (913) 829-8690
INDUSTRIAL HYGIENIST RIVERFRONT HEALTH & SAFETY 1150 OLIVE STREET, ST. LOUIS, MO 63101 (314) 436-9492	HEALTHCARE PLANNER INNOVA GROUP 3190 N. SIWAN ROAD TUCSON, AZ 85712 (520) 886-8650	PHYSICAL SECURITY FORCE PROTECT 10901 FRONT BEACH ROAD, STE 1415 PANAMA CITY, FL 32407 (502) 836-4232


ARCHITECT:

SPUR DESIGN

SPUR # 2016

SPUR DESIGN, LLC
 312 SW 25TH STREET
 Oklahoma City, OK 73109
 (405) 842-6100

KS ARCH REG. NO. A-930, EXP. 12/31/2023
 KS ENGR REG. NO. E-2586, EXP. 12/31/2023



Drawing Title
PHASE ONE - SECURITY FLOOR PLANS

VA Health Care System Approval:

Project Title
Construct Infill of Building 26 and Renovate Specialty Care Clinics

Location
5500 EAST KELLOGG AVENUE
WICHITA, KANSAS 67218

Date
12/21/2022

Checked
BEN


Drawn
ABM

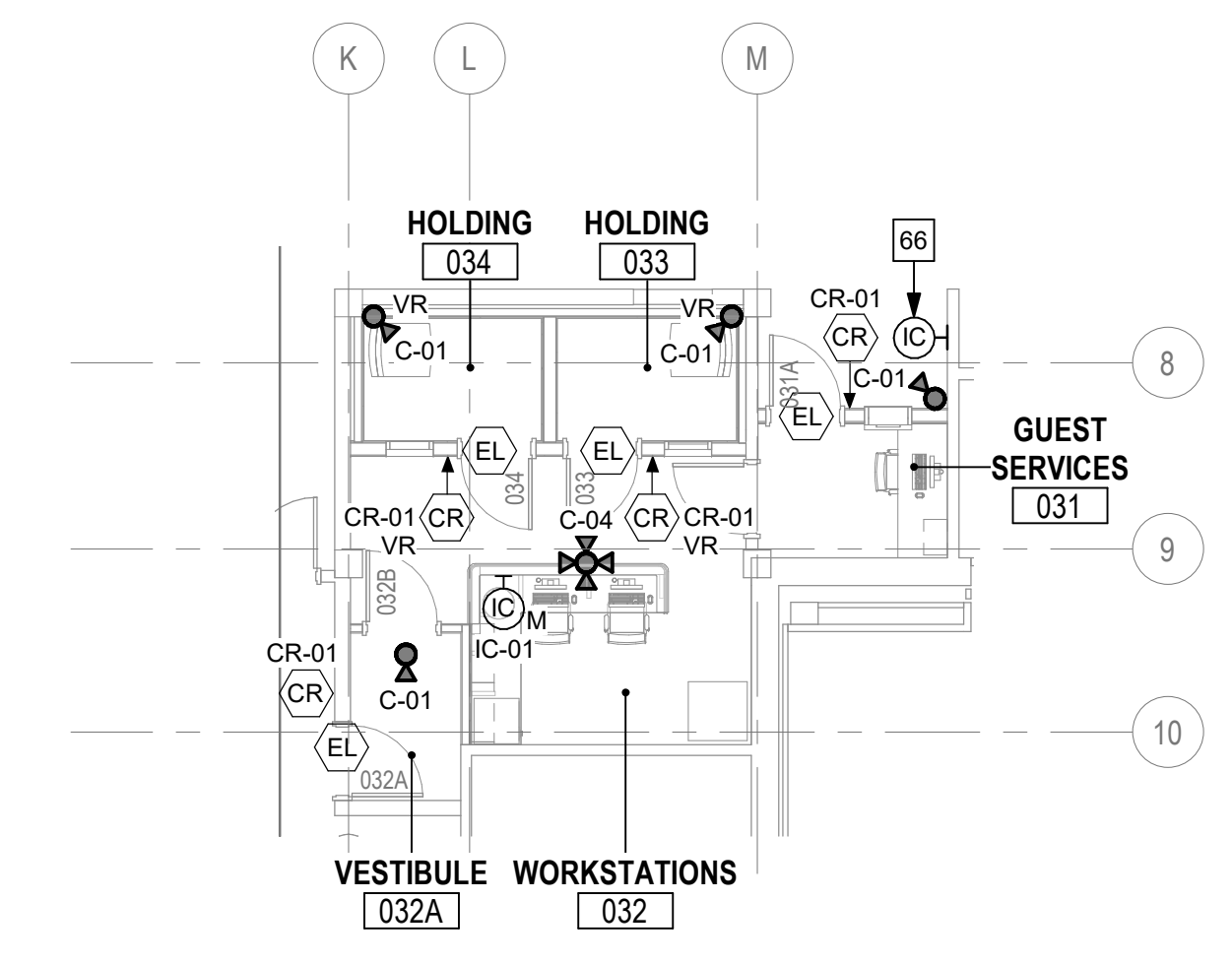
Project Number
589-Z11003

Building Number
26

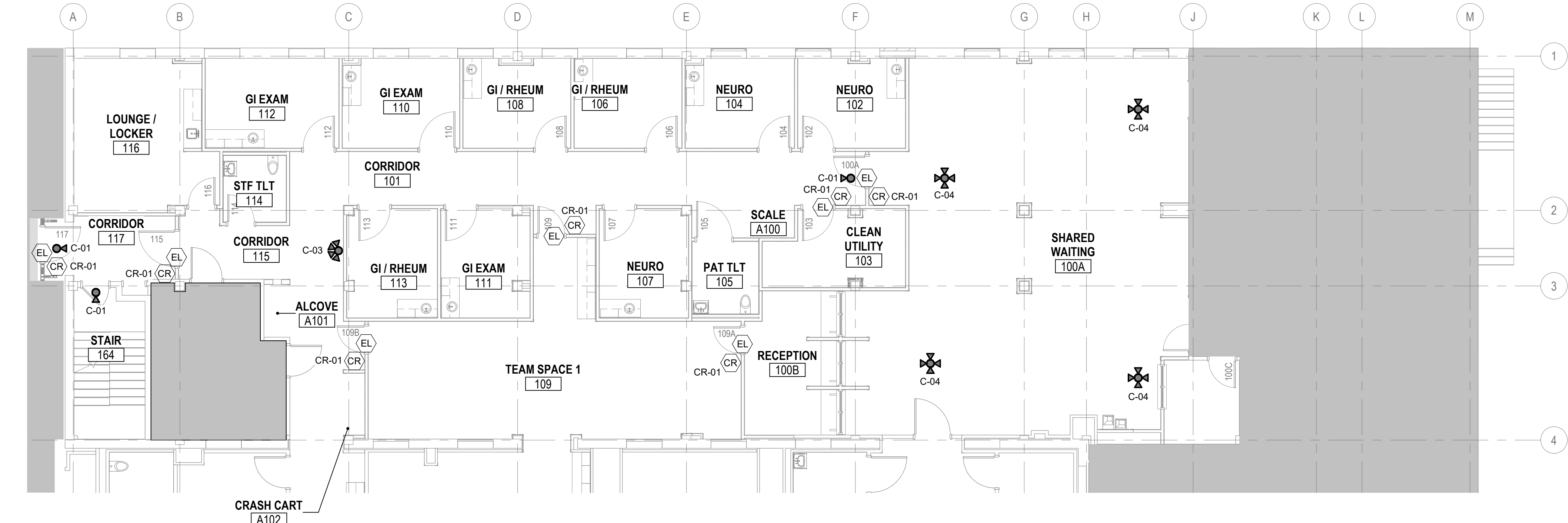
Drawing Number
TY101

Drawing # 184 OF 190

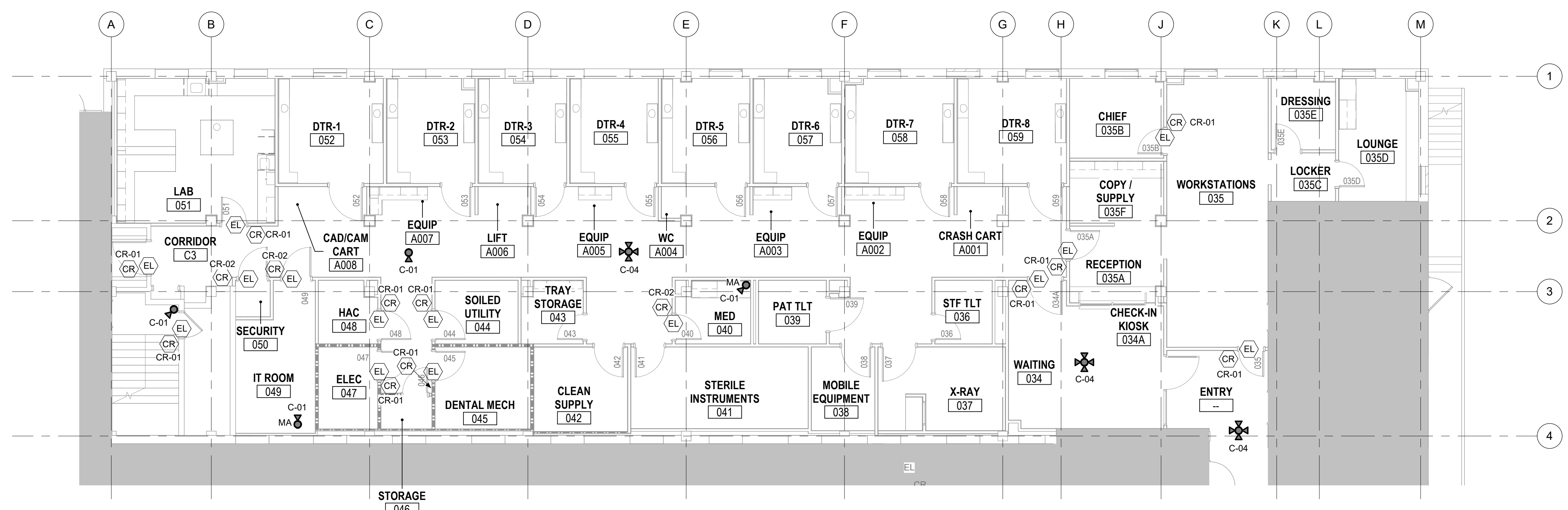




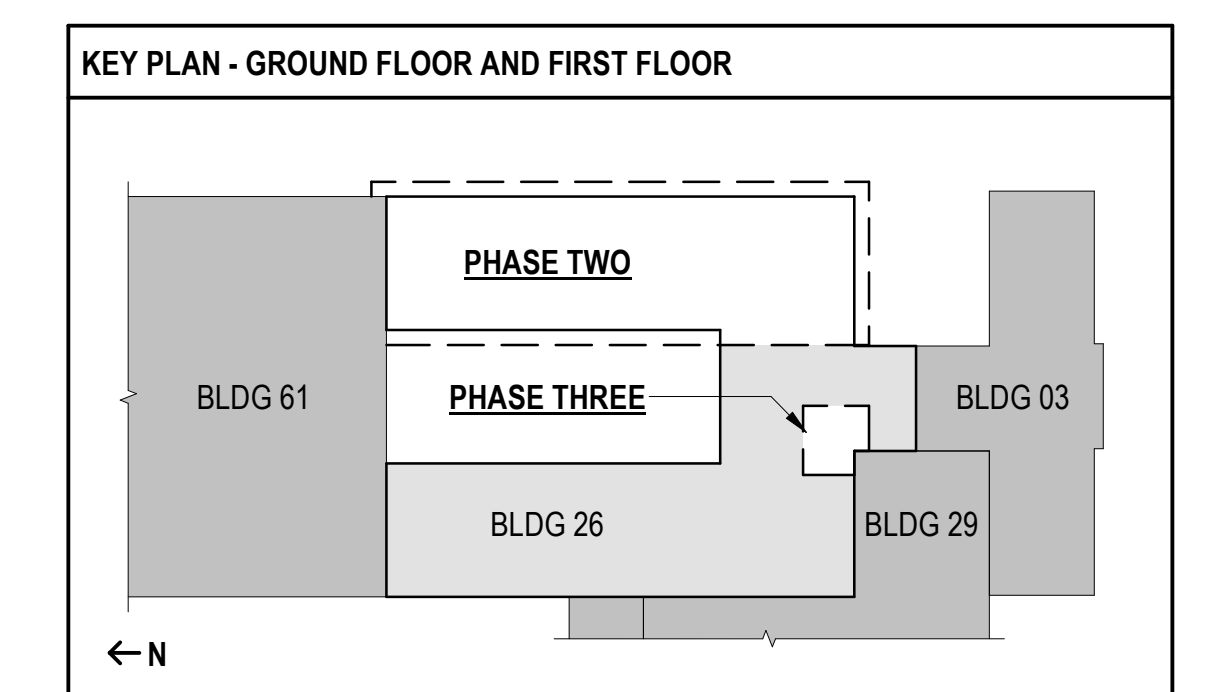
3 GROUND FLOOR - SECURITY PLAN - PHASE THREE
1/8" = 1'-0"



2 FIRST FLOOR - SECURITY PLAN - PHASE TWO
1/8" = 1'-0"



1 GROUND FLOOR - SECURITY PLAN - PHASE TWO
1/8" = 1'-0"




FULLY SPRINKLERED
100% BID SET

NO.	REVISION DESCRIPTION	DATE

CONSULTANTS:
 STRUCTURAL / CIVIL ENGINEER: H2B, INC. 1225 N. LOOP WEST, SUITE 800 HOUSTON, TX 77008 (713) 864-2900
 MECH / ELEC / PLUMB / TECH ENGR: SPUR DESIGN 25219 MADISON AVENUE, SUITE 100 KANSAS CITY, MO 64108 (913) 369-7200
 FIRE PROTECTION ENGINEER: POOLE FIRE PROTECTION, INC. 19910 WEST 161ST STREET OLATHE, KANSAS 66062 (913) 829-8690
 INDUSTRIAL HYGIENIST: RIVERFRONT HEALTH & SAFETY 1150 OLIVE STREET, ST. LOUIS, MO 63101 (314) 436-9492
 HEALTHCARE PLANNER: INNOVA GROUP 3190 N. SIWAN ROAD TUCSON, AZ 85712 (520) 886-8650
 PHYSICAL SECURITY: FORCE PROTECT 10901 FRONT BEACH ROAD, STE 1415 PANAMA CITY, FL 32407 (502) 836-4232

ARCHITECT:
SPUR DESIGN


SPUR # 2016
SPUR DESIGN, LLC
 312 SW 25TH STREET
 Oklahoma City, OK 73109
 (405) 842-6100
 KS ARCH REG. NO. A-930, EXP. 12/31/2023
 KS ENGR REG. NO. E-2586, EXP. 12/31/2023



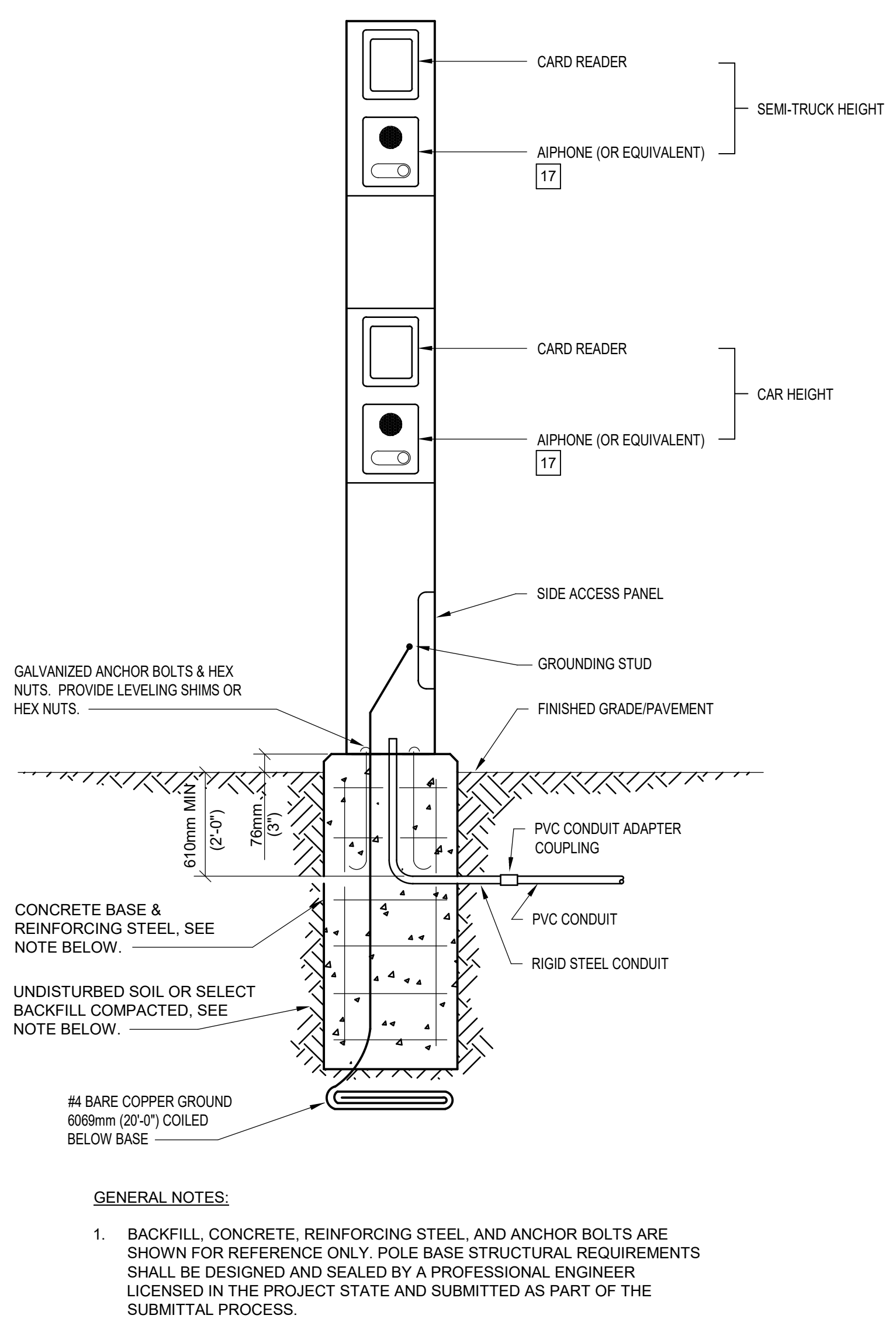
Drawing Title
PHASE TWO - SECURITY FLOOR PLANS
 VA Health Care System Approval:

Project Title
Construct Infill of Building 26 and Renovate Specialty Care Clinics
 Location
 5500 EAST KELLOGG AVENUE
 WICHITA, KANSAS 67218
 Date: 12/21/2022
 Checked: BEN
 Drawn: ABM

Project Number
 589-Z11003
 Building Number
 26
 Drawing Number
TY102
 Drawing # 185 OF 190

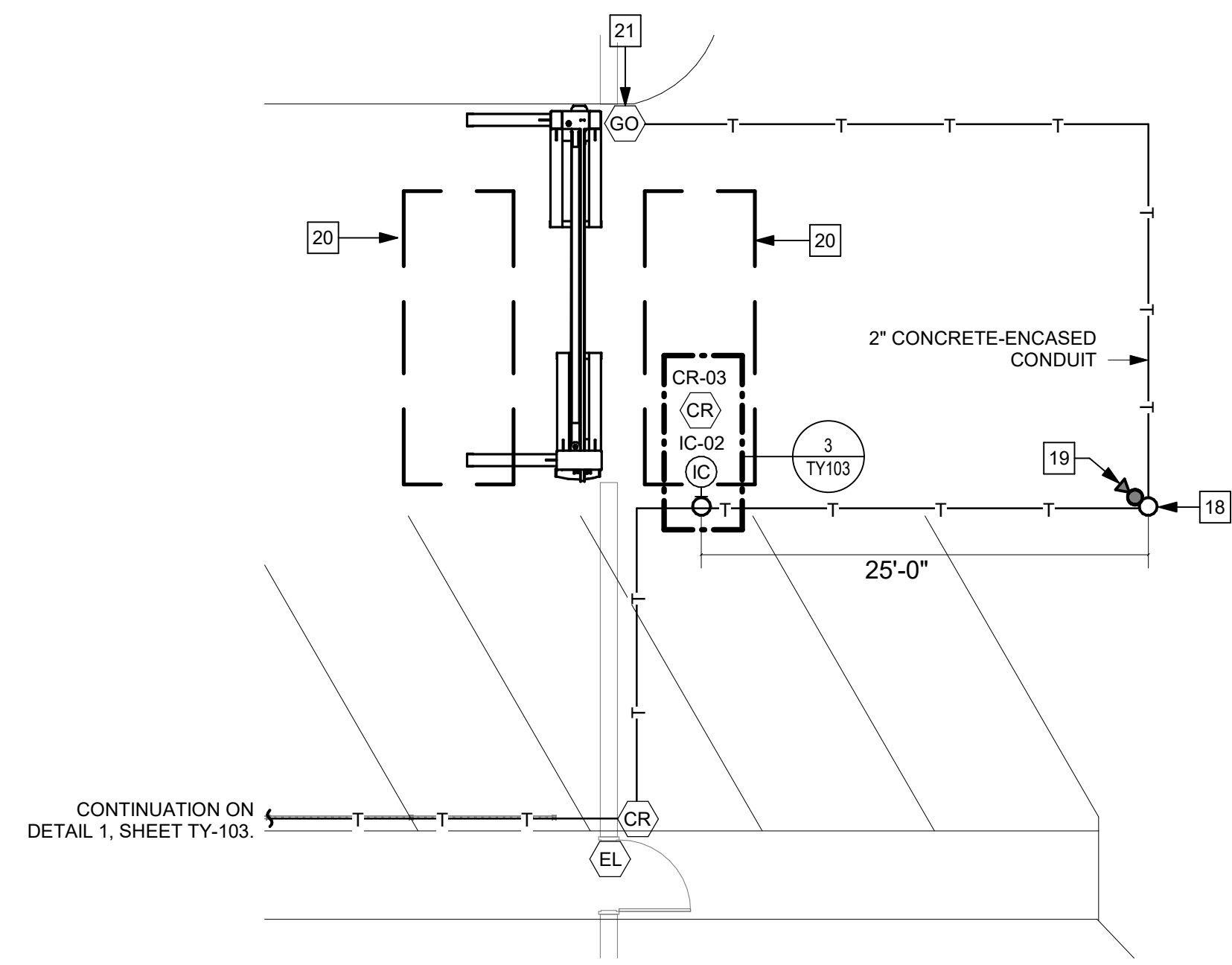


three inches = one foot
 one and one half inches = one foot
 one inch = one foot
 three quarters inch = one foot
 one half inch = one foot
 three eighths inch = one foot
 one quarter inch = one foot
 one eighth inch = one foot
 19-Dec-22 16:03:44

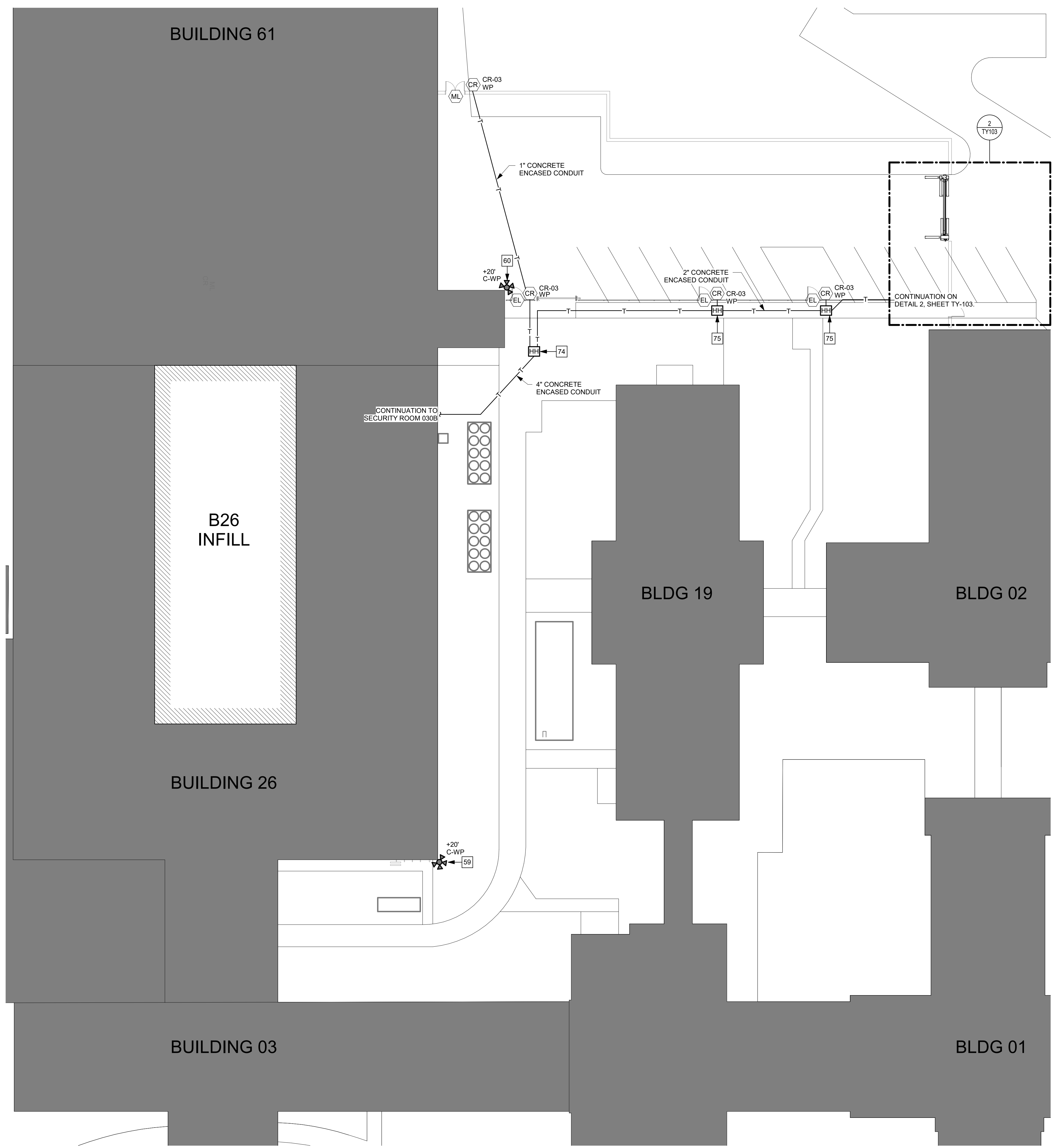


GENERAL NOTES:
 1. BACKFILL, CONCRETE, REINFORCING STEEL, AND ANCHOR BOLTS ARE SHOWN FOR REFERENCE ONLY. POLE BASE STRUCTURAL REQUIREMENTS SHALL BE DESIGNED AND SEALED BY A PROFESSIONAL ENGINEER LICENSED IN THE PROJECT STATE AND SUBMITTED AS PART OF THE SUBMITTAL PROCESS.

3 CARD READER/INTERCOM POLE DETAIL
 NOT TO SCALE



2 TECHNOLOGY SITE PLAN - GATE
 1/8" = 1'-0"



1 TECHNOLOGY SITE PLAN
 1/8" = 1'-0"

- TECHNOLOGY KEYNOTES**
- 17 PROVIDE AIPHONE (OR EQUIVALENT) TWO-WAY INTERCOM SYSTEM WITH FACIAL ANALYTICS. MASTER STATION FOR SYSTEM SHALL RESIDE IN SECURITY CONTROL CENTER DISPATCH.
 - 18 PROVIDE (1) ONE 6'X3' ROUND POLE FOR THE MOUNTING OF A LICENSE PLATE RECOGNITION (LPR) CAMERA.
 - 19 PROVIDE (1) ONE LPR STANDARD RANGE CAMERA. CAMERA SHALL BE MOUNTED TO LPR POLE. COORDINATE EXACT MOUNTING HEIGHT AT THE TIME OF INSTALLATION.
 - 20 PROVIDE VEHICLE DETECTION LOOP. COORDINATE CONNECTION INTO GATE OPERATING SYSTEM CONTROLS.
 - 21 PROVIDE GATE ARM OPERATOR. PROVIDE ACCESS CONTROL VIA PIV READER. INTEGRATE WITH OPERATOR'S CONTROLS.
 - 59 PROVIDE A 270-DEGREE MULTI-SENSOR, MOTION-ACTIVATED, ZOOM, NIGHT VISION CAMERA TO OBSERVE ALL APPROACH AREAS FROM EAST AND SOUTH, AS WELL AS UTILITIES LOCATED WITHIN COURTYARD. PROGRAM THIS DEVICE WITH BEHAVIOR ANALYTICS TO COVER THE UTILITIES AND BUILDING ENVELOPE.
 - 60 PROVIDE 270-DEGREE MULTI-SENSOR, NIGHT VISION, MOTION-ACTIVATED CAMERA.
 - 74 PROVIDE 24" X 36" X 18" TIER 22 HANDHOLE.
 - 75 PROVIDE 10" X 15" X 12" TIER 22 HANDHOLE.

NO.	REVISION DESCRIPTION	DATE

CONSULTANTS:

STRUCTURAL / CIVIL ENGINEER H2B, INC. 1225 N. LOOP WEST, SUITE 800 HOUSTON, TX 77008 (713) 964-2900	MECH / ELEC / PLUMB / TECH ENGR SPUR DESIGN 25219 MADISON AVENUE, SUITE 100 KANSAS CITY, MO 64108 (913) 969-7200	FIRE PROTECTION ENGINEER POOLE FIRE PROTECTION, INC. 19910 WEST 161ST STREET OLATHE, KANSAS 66062 (913) 829-8690
INDUSTRIAL HYGIENIST RIVERFRONT HEALTH & SAFETY 1150 OLIVE STREET, ST. LOUIS, MO 63101 (314) 436-9492	HEALTHCARE PLANNER INNOVA GROUP 3190 N. SIWAN ROAD TUCSON, AZ 85712 (520) 886-8650	PHYSICAL SECURITY FORCE PROTECT 10901 FRONT BEACH ROAD, STE 1415 PANAMA CITY, FL 32407 (502) 836-4232

ARCHITECT:

SPUR DESIGN

SPUR # 2016

STAMP:

BENJAMIN E. ENGLE
 LICENSED PROFESSIONAL ENGINEER
 26292
 12/21/2023
 KANSAS

SPUR DESIGN, LLC
 312 SW 25TH STREET
 Oklahoma City, OK 73109
 (405) 842-6100

KS ARCH REG. NO. A-930, EXP. 12/31/2023
 KS ENGR REG. NO. E-2586, EXP. 12/31/2023

Drawing Title
PHASE THREE - TECHNOLOGY SITE PLAN

VA Health Care System Approval:

Project Title
Construct Infill of Building 26 and Renovate Specialty Care Clinics

Location
 5500 EAST KELLOGG AVENUE
 WICHITA, KANSAS 67218

Date
 12/21/2022

Checked
 BEN

Drawn
 ABM

Project Number
 589-211003

Building Number
 26

Drawing Number
TY103

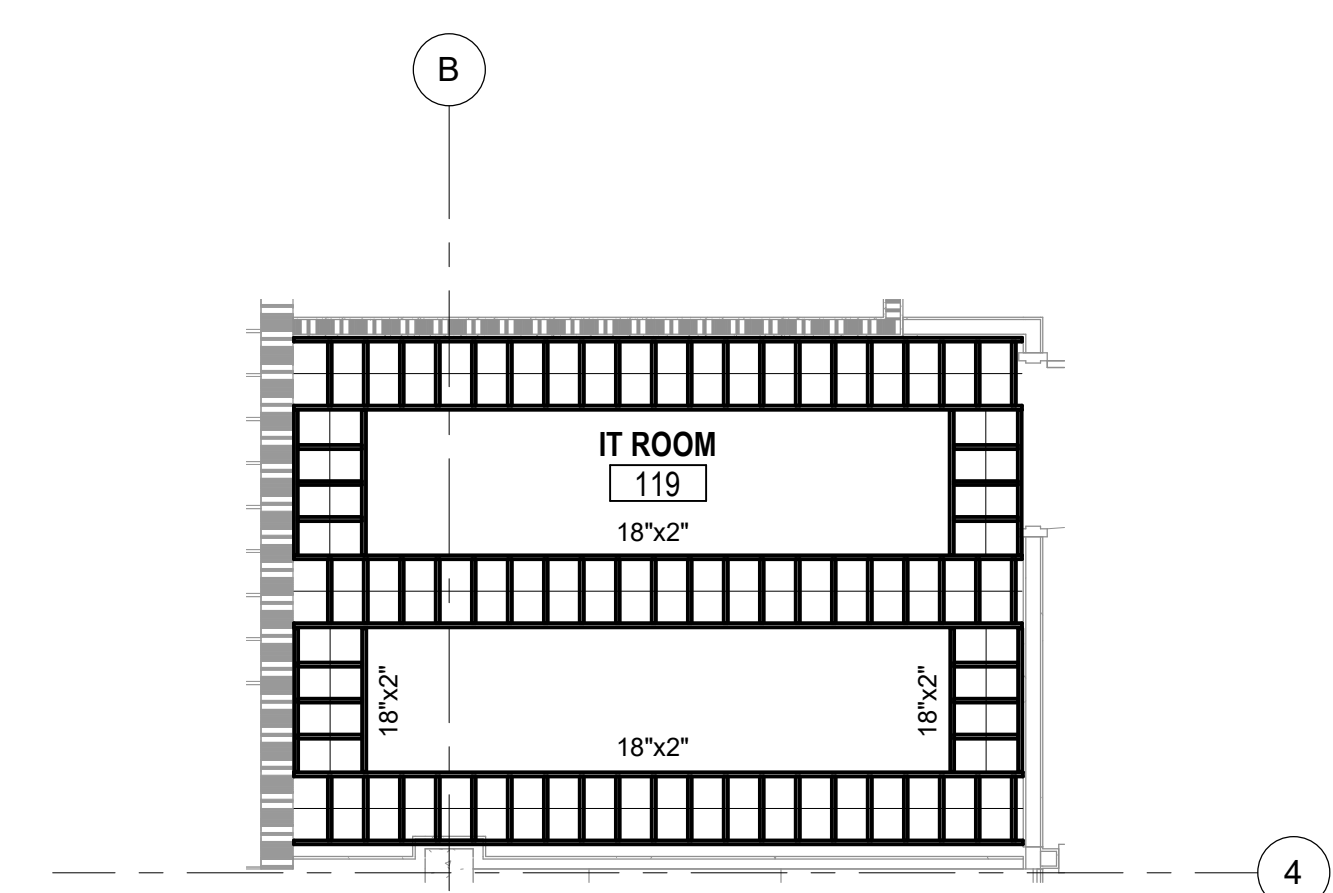
Drawing # 186 OF 190

FULLY SPRINKLERED
100% BID SET

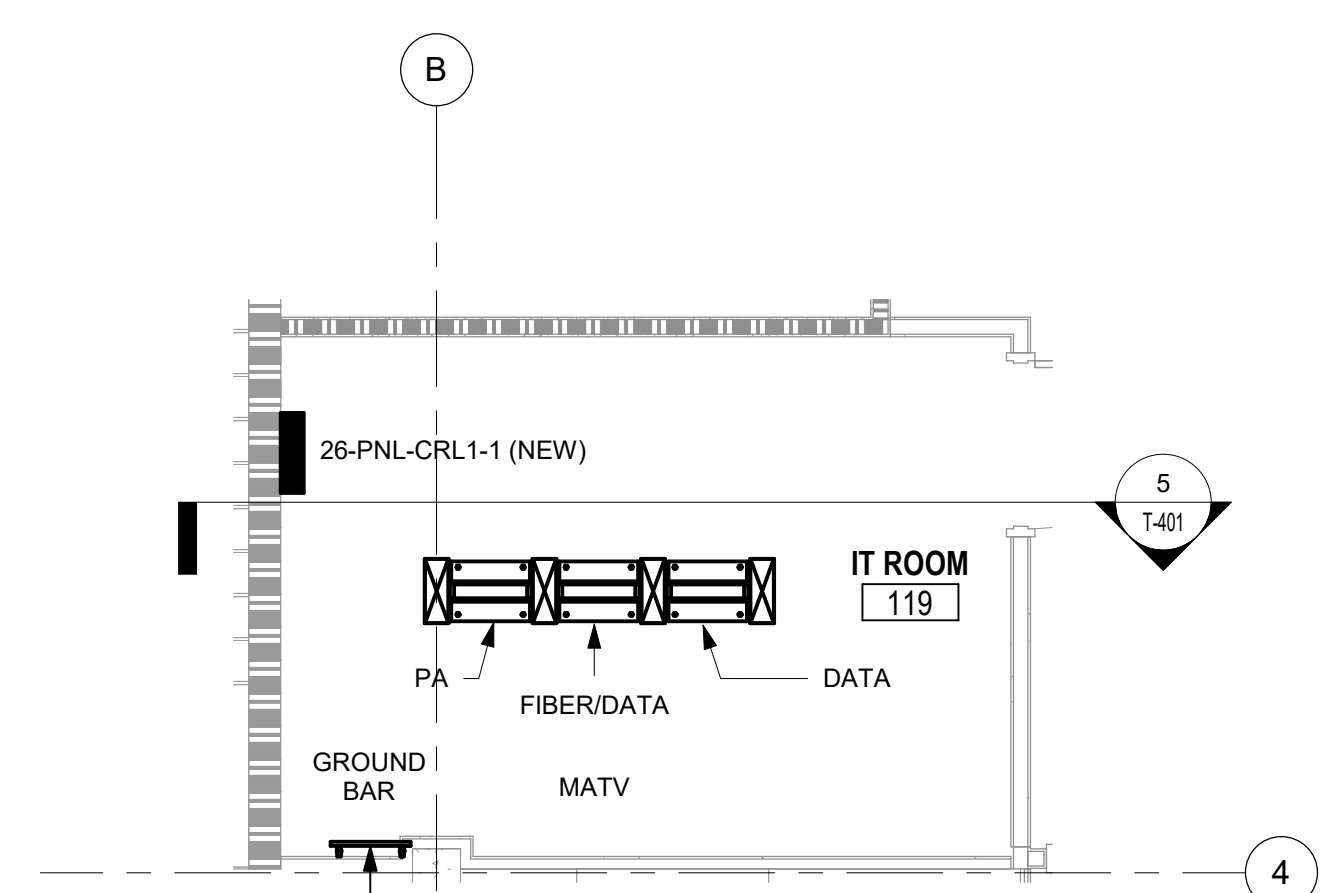
Veterans Health Administration

VA U.S. Department of Veterans Affairs

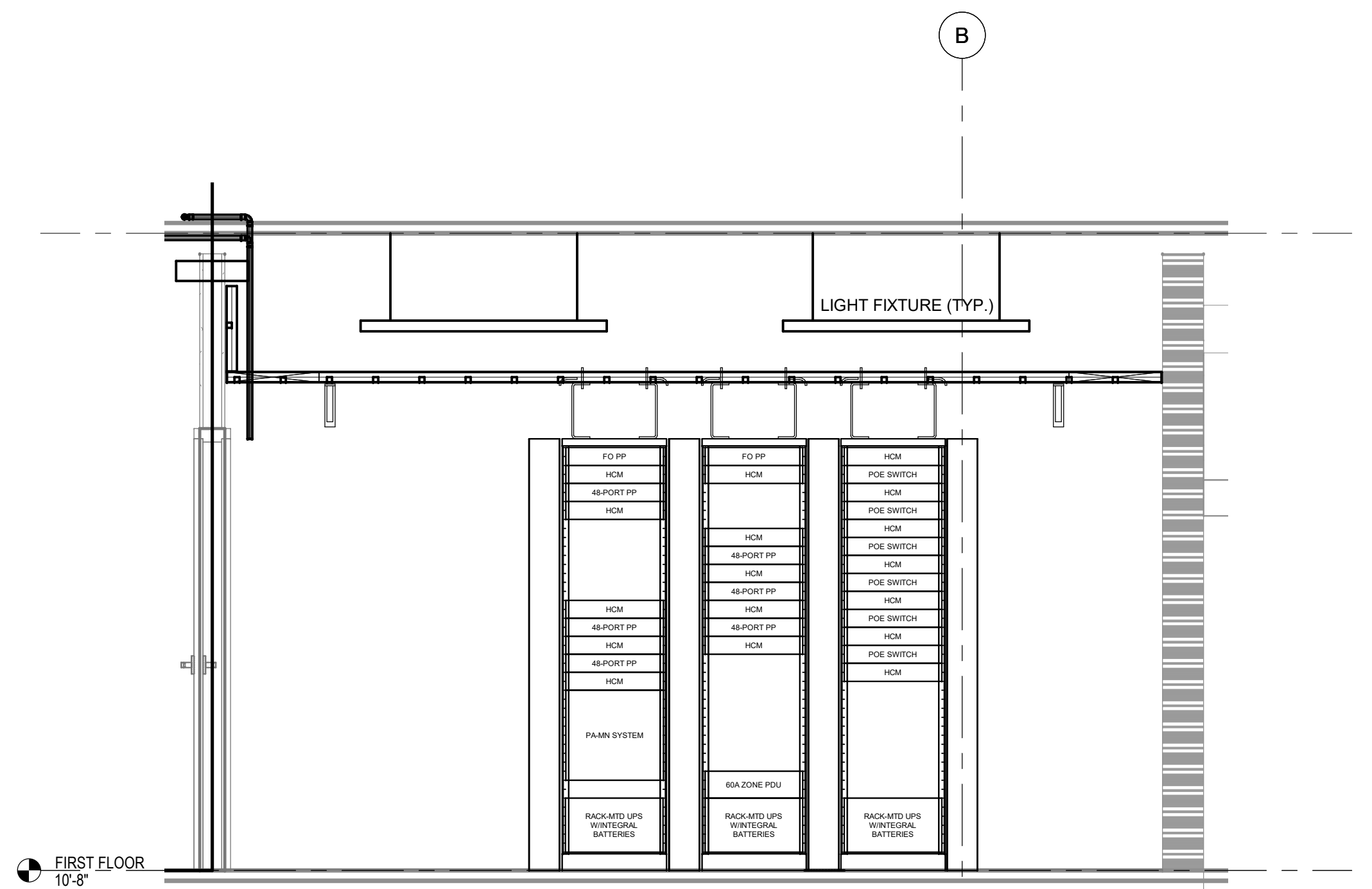
- # TECHNOLOGY KEYNOTES**
- 32 MOUNT GROUND BAR AT 6'-6" AFF. REFER TO SHEET T-501 FOR ADDITIONAL INFORMATION.
 - 33 PROVIDE (4) 4" E-Z PATH RE-ENTERABLE, FIRE-RATED SLEEVES, OR APPROVED EQUIVALENT, FROM ABOVE CORRIDOR CEILING INTO IT ROOM.
 - 34 PROVIDE LADDER TRAY AS SHOWN.
 - 35 PROVIDE 18" WIDE, 45RU, HEAVY-DUTY FLOOR-MOUNTED RACK, BLACK IN COLOR.
 - 36 PROVIDE RACK MOUNTED 48-PORT PATCH PANELS FOR TERMINATION OF DATA CAT 6A CABLES. QUANTITY SHOWN IS ESTIMATED. PROVIDE PATCH PANELS REQUIRED FOR CABLING PLUS 50% GROWTH.
 - 37 PROVIDE A 2RU HORIZONTAL CABLE MANAGER (HCM) ABOVE AND BELOW EACH PATCH PANEL.
 - 39 PROVIDE FULL HEIGHT, SINGLE-SIDED VERTICAL CABLE MANAGER ON EACH SIDE OF EACH RACK.
 - 40 PROVIDE 24-PORT FIBER ENCLOSURE WITH FIBER ADAPTERS FOR INCOMING FIBER-OPTIC CABLING. COORDINATE EXACT REQUIREMENTS WITH VA COR. PROVIDE MINIMUM 2RU HORIZONTAL CABLE MANAGER BELOW EACH ENCLOSURE.
 - 41 PROVIDE WALL-MOUNTED, ANGLED SIDE AND END SUPPORTS AS REQUIRED FOR PROPER SUPPORT OF LADDER TRAY.
 - 42 PROVIDE 6RU TALL SUPPORT BRACKETS TO SECURELY CONNECT CABLE TRAY TO TOP OF RACKS.
 - 44 PROVIDE 4'X8'X3/4" FIRE-RATED PLYWOOD ON ALL WALLS FROM 6" AFF TO 8'-6" AFF.
 - 67 PROVIDE 36RU WALL-MOUNTED OPEN FRAME TELECOMMUNICATIONS RACK. BOND RACK TO MAIN TELECOMMUNICATIONS GROUND BAR WITH #6 CONDUCTOR.
 - 68 BOND TELECOMMUNICATIONS GROUND BAR TO MAIN BUILDING GROUND BAR (MGB). SIZE GROUNDING AND BONDING CONDUCTORS IN ACCORDANCE WITH TIA 607-C.



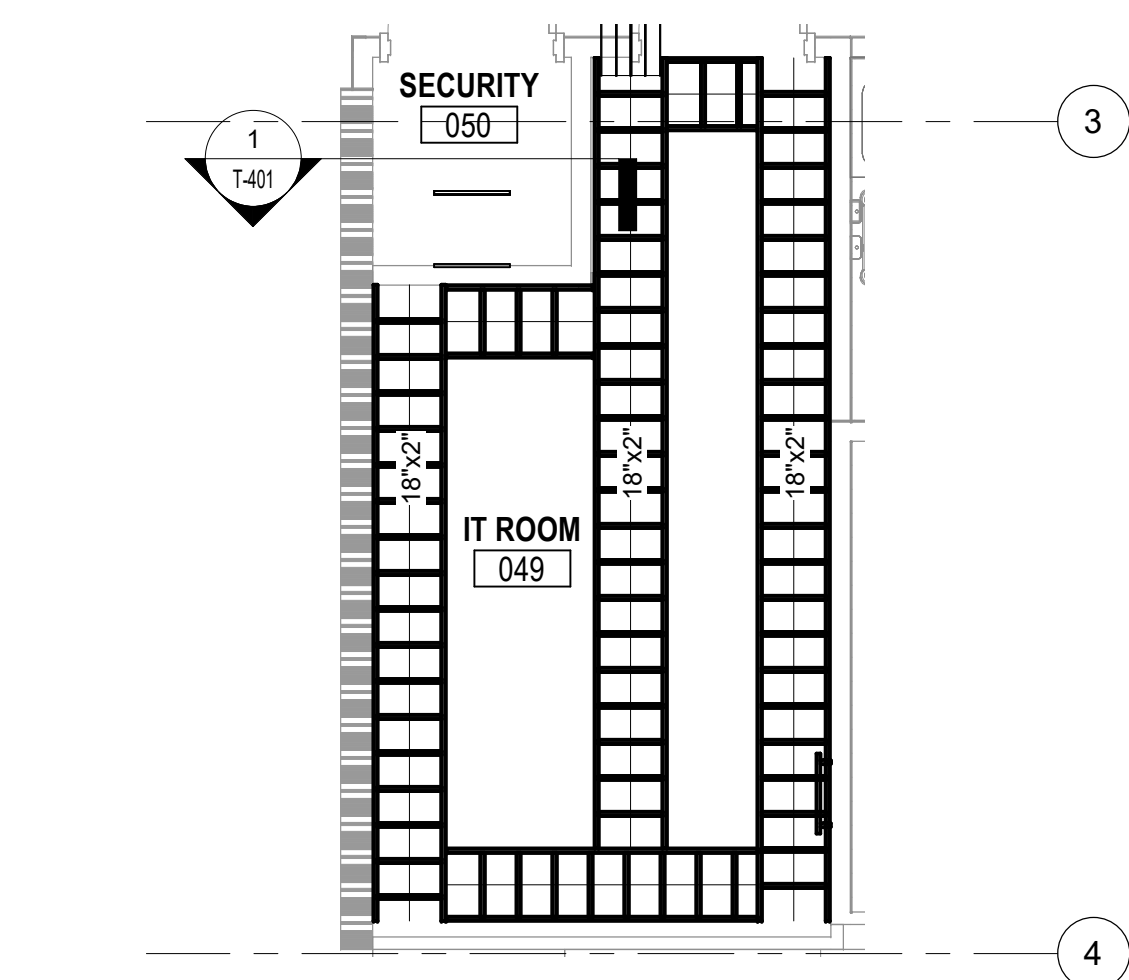
7 IT ROOM 119 CABLE TRAY LAYOUT
1/4" = 1'-0"



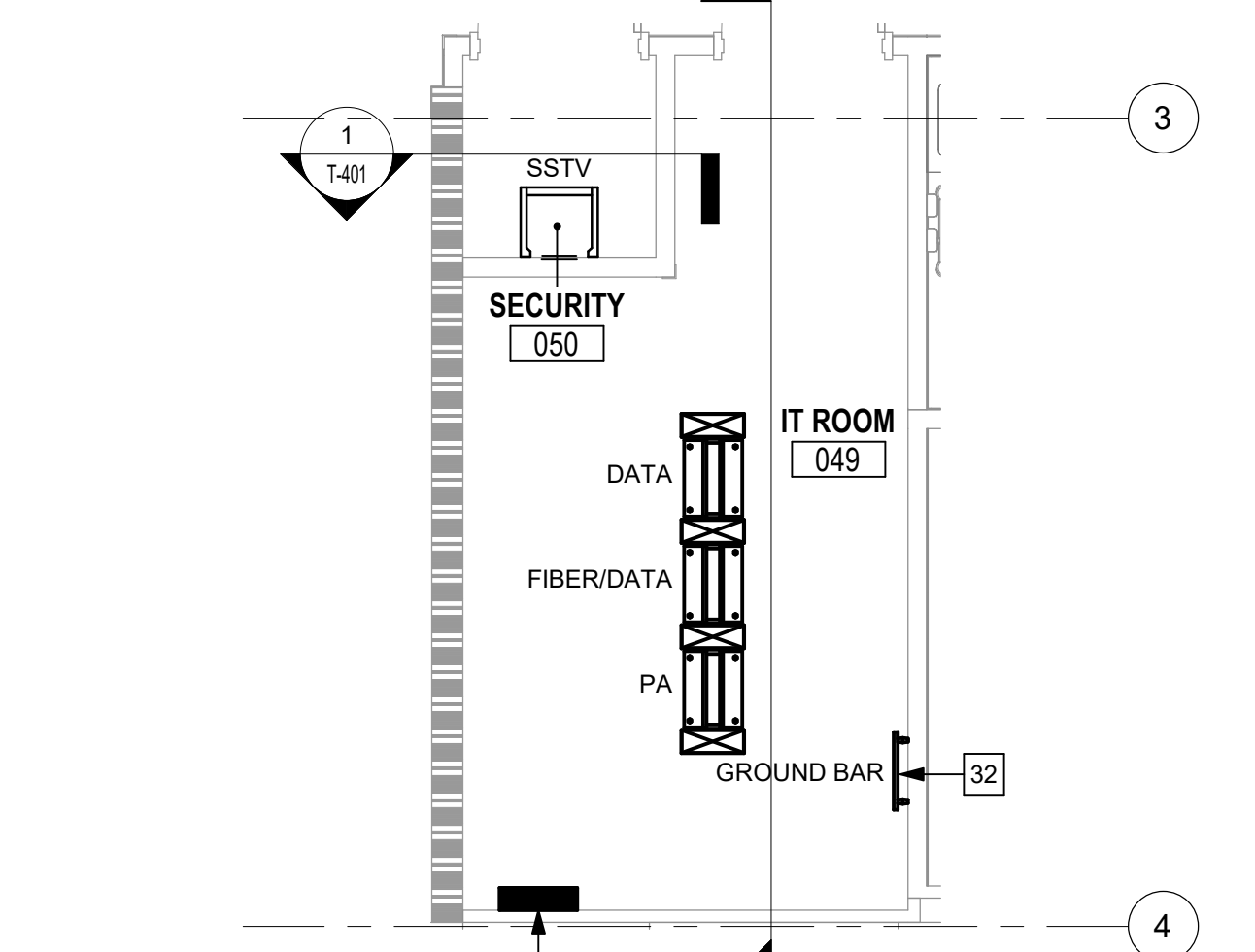
6 IT ROOM 119 ENLARGED FLOOR PLAN
1/4" = 1'-0"



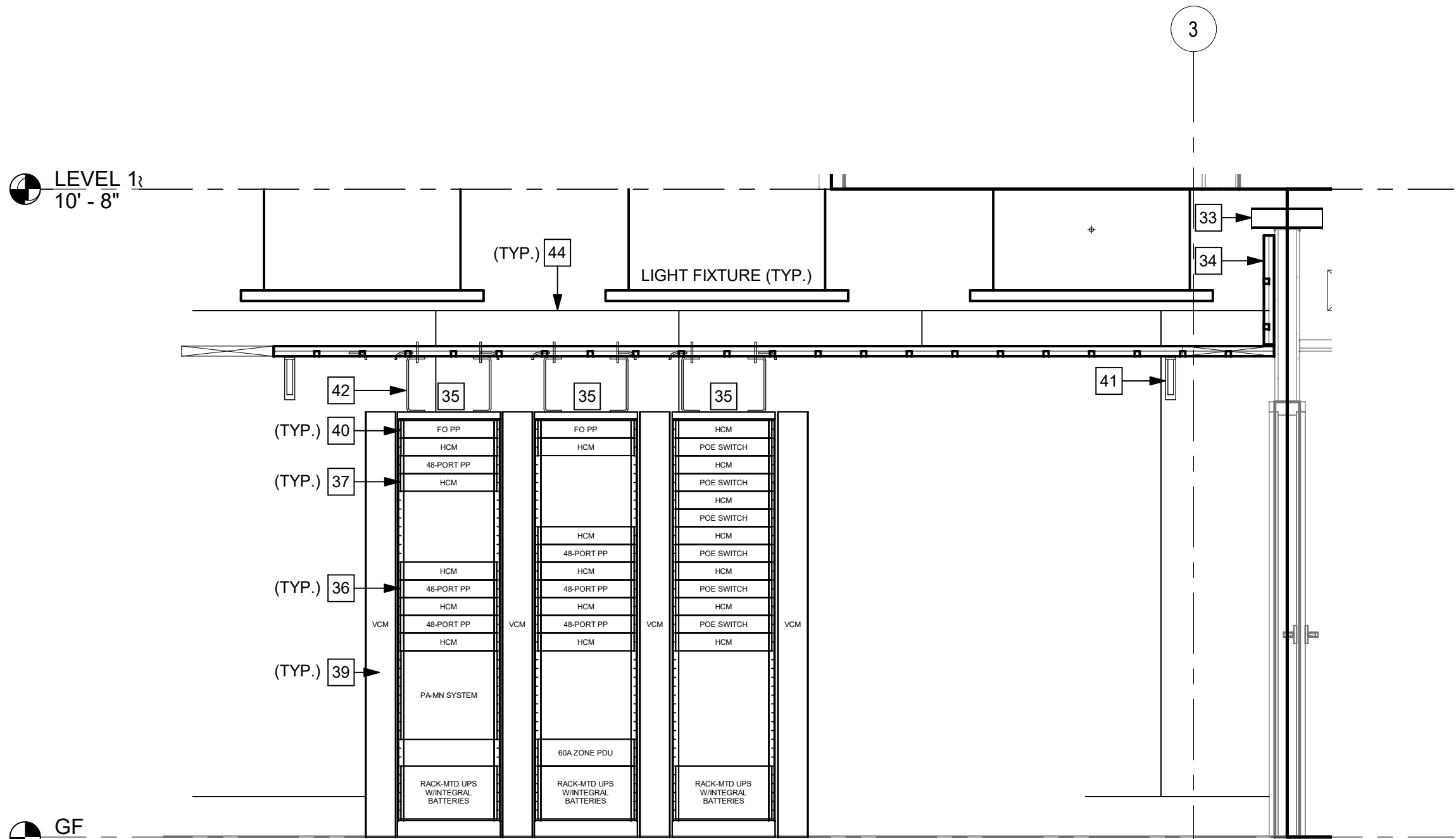
5 IT ROOM 119 RACK ELEVATION
1/2" = 1'-0"



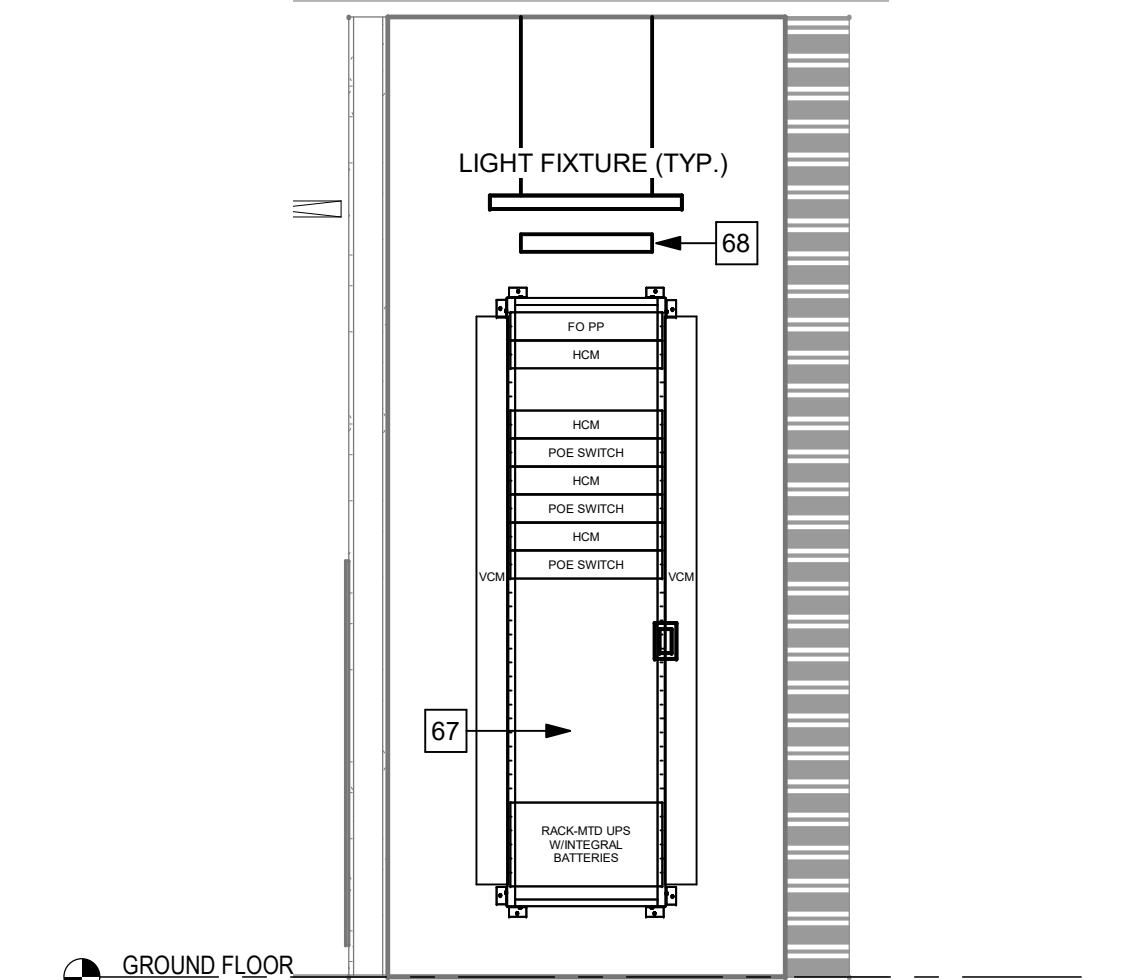
4 IT ROOM 030 CABLE TRAY LAYOUT
1/4" = 1'-0"



3 IT ROOM 030 ENLARGED FLOOR PLAN
1/4" = 1'-0"



2 IT ROOM 030 RACK ELEVATION
1/2" = 1'-0"



1 SECURITY ROOM 030B RACK ELEVATION
1/2" = 1'-0"

**FULLY SPRINKLERED
100% BID SET**

NO.	REVISION DESCRIPTION	DATE

CONSULTANTS:		
STRUCTURAL / CIVIL ENGINEER H2B, INC. 1225 N. LOOP WEST, SUITE 800 HOUSTON, TX 77008 (713) 864-2900	MECH / ELEC / PLUMB / TECH ENGR SPUR DESIGN 25219 MADISON AVENUE, SUITE 100 KANSAS CITY, MO 64108 (913) 369-7200	FIRE PROTECTION ENGINEER POOLE FIRE PROTECTION, INC. 19910 WEST 161ST STREET OLATHE, KANSAS 66062 (913) 829-8690
INDUSTRIAL HYGIENIST RIVERFRONT HEALTH & SAFETY 1150 OLIVE STREET, ST. LOUIS, MO 63101 (314) 436-9492	HEALTHCARE PLANNER INNOVA GROUP 3196 N. SIWAN ROAD TUCSON, AZ 85712 (520) 886-8650	PHYSICAL SECURITY FORCE PROTECT 10901 FRONT BEACH ROAD, STE 1415 PANAMA CITY, FL 32407 (502) 836-4232

ARCHITECT:

SPUR DESIGN

SPUR # 2016

SPUR DESIGN, LLC
312 SW 25TH STREET
Oklahoma City, OK 73109
(405) 842-6100

KS ARCH REG. NO. A-930, EXP. 12/31/2023
KS ENGR REG. NO. E-2586, EXP. 12/31/2023

STAMP:

BENJAMIN E. ENGLISH
LICENSED ENGINEER
26292
12/21/2023
KANSAS
PROFESSIONAL ENGINEER

Drawing Title
ENLARGED TECHNOLOGY PLANS

VA Health Care System Approval:

Project Title
Construct Infill of Building 26 and Renovate Specialty Care Clinics

Location
5500 EAST KELLOGG AVENUE
WICHITA, KANSAS 67218

Date
12/21/2022

Checked
BEN

Drawn
ABM

Project Number
589-Z11003

Building Number
26

Drawing Number
T-401

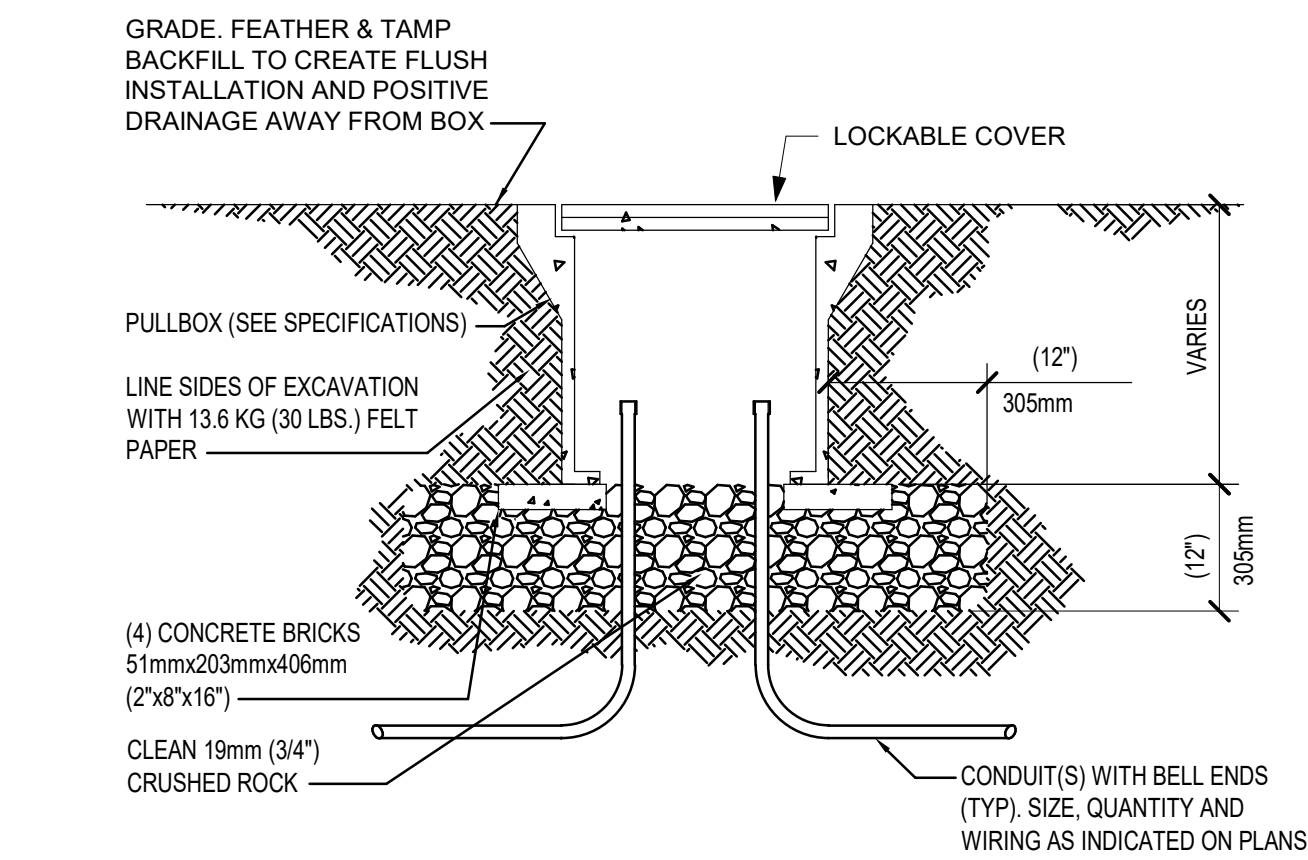
Drawing # 187 OF 190

Veterans Health Administration

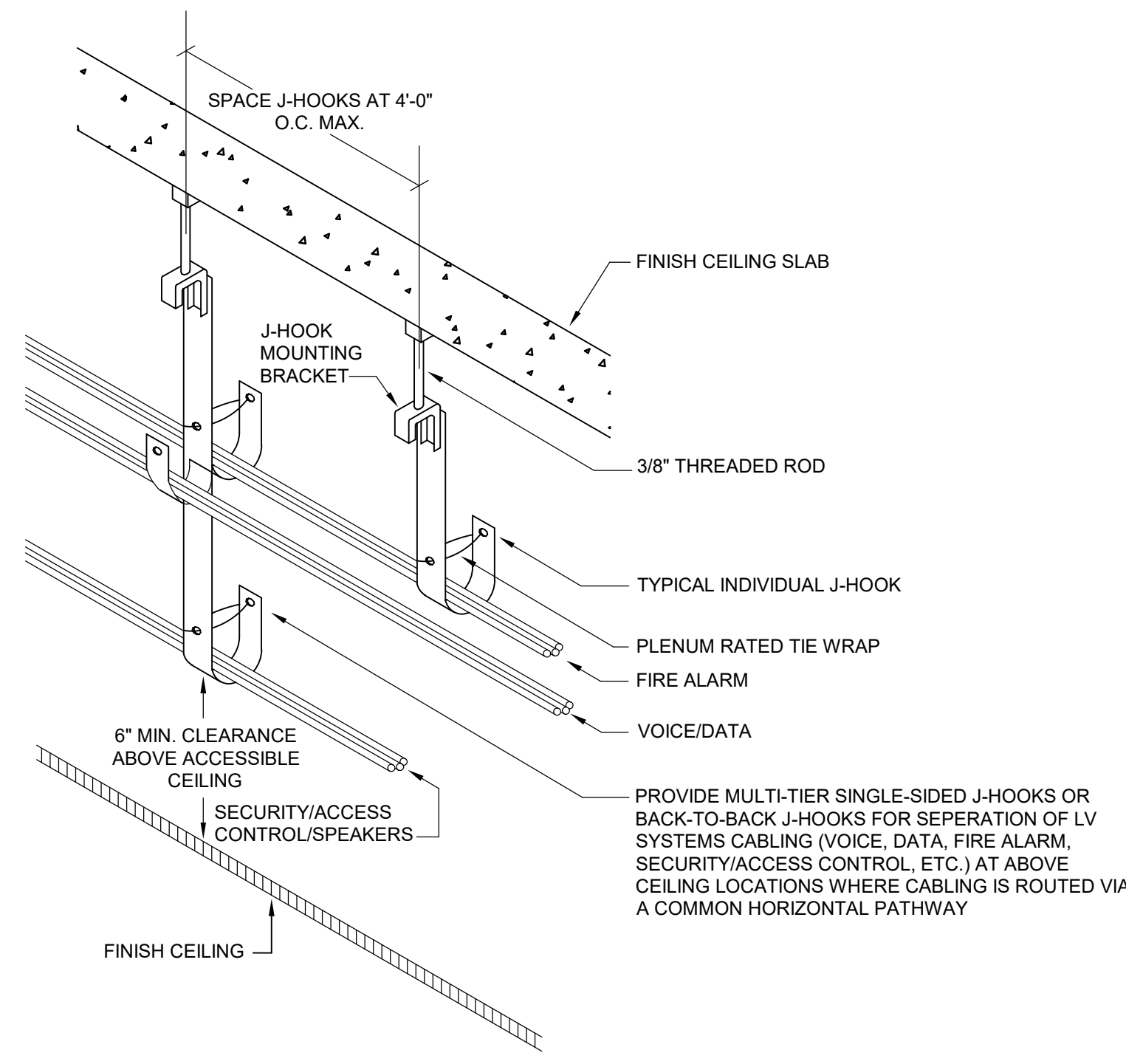
VA U.S. Department of Veterans Affairs

19-Dec-22 16:03:46

VA FORM 08-6231



9 HANDHOLE DETAIL
NOT TO SCALE

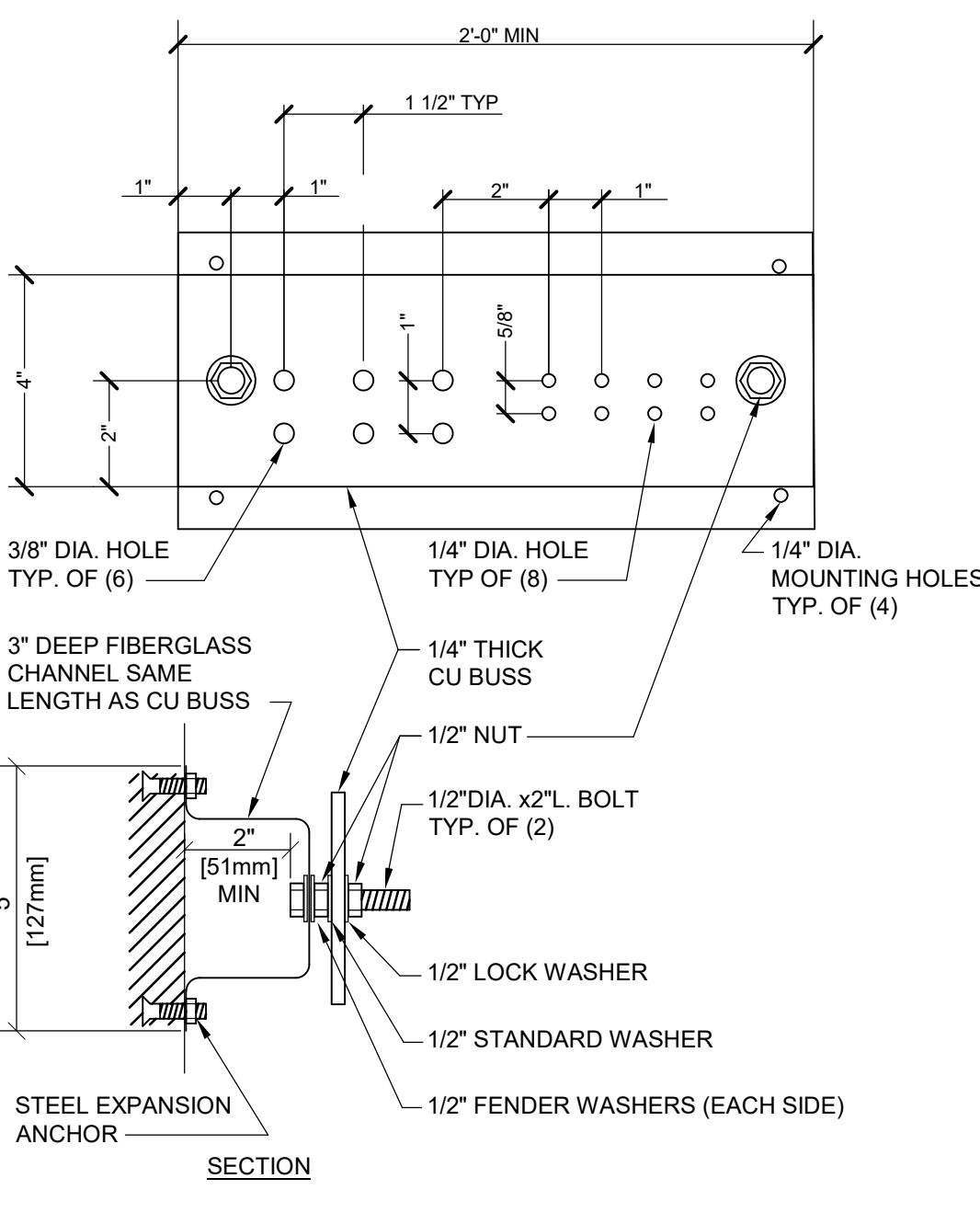


TYPICAL CONDITION IN AREAS OTHER THAN CORRIDORS

GENERAL NOTE:

- LV CABLES IN CORRIDORS SHALL BE SUSPENDED FROM HVAC DUCTWORK SUPPORTS

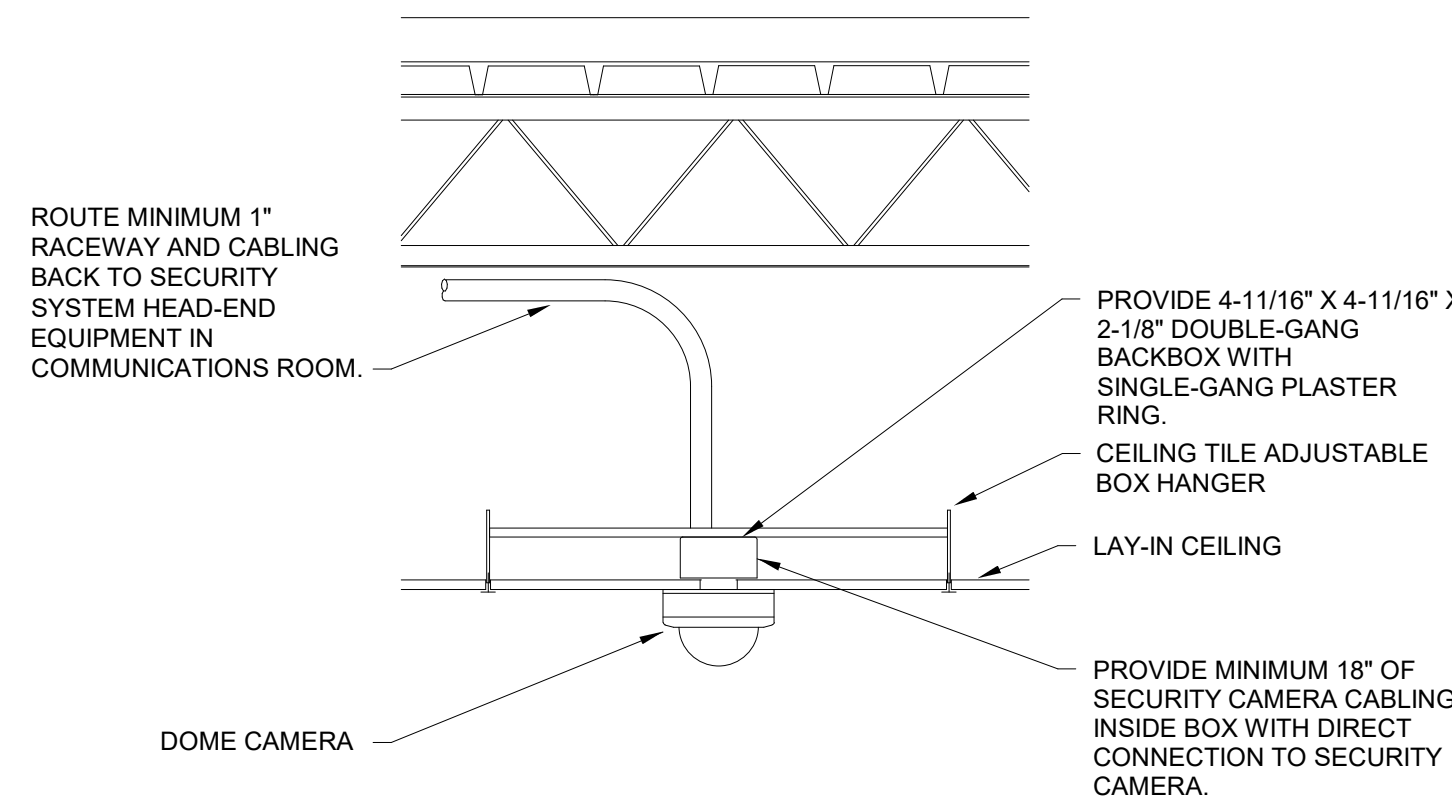
8 TYPICAL J HOOK INSTALLATION DETAIL
NOT TO SCALE



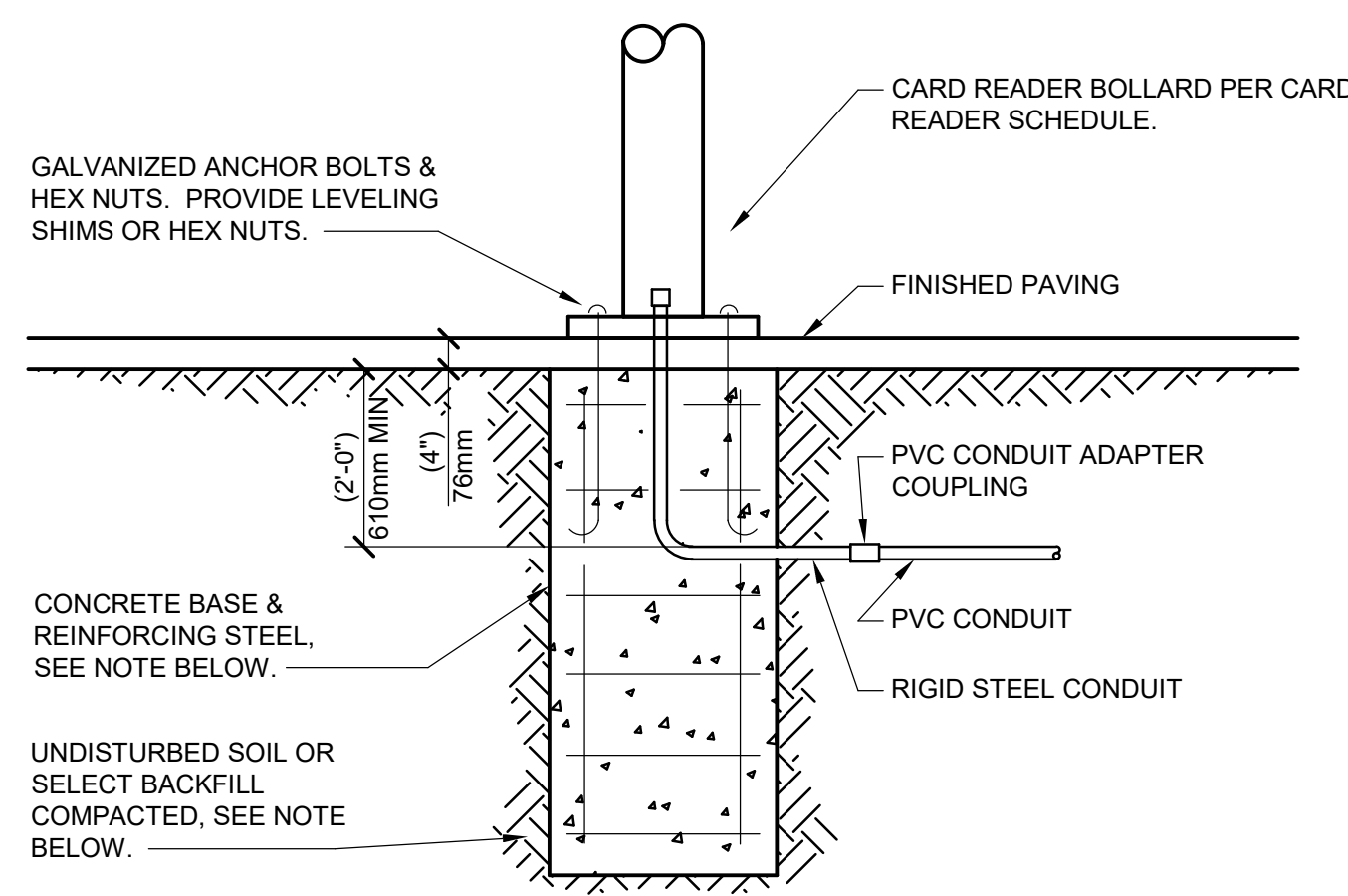
GENERAL NOTE:

- ALL HARDWARE SHOWN SHALL BE STAINLESS STEEL.
- PROVIDE 1 MOUNTING POINT PER 12" OF BAR LENGTH.
- HOLES MAY BE ADDED IF REQUIRED.

7 GROUNDING BAR DETAIL
NOT TO SCALE



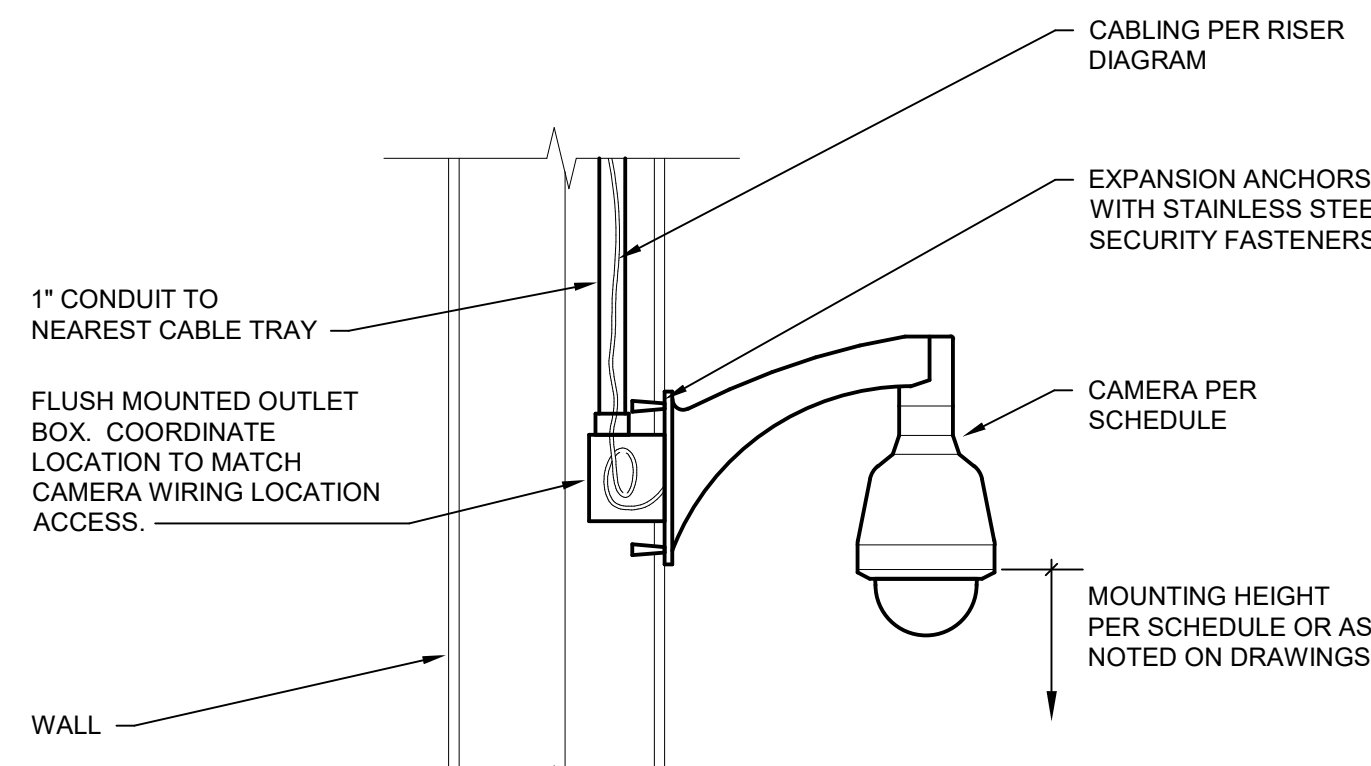
6 LAY-IN CEILING VIDEO SURVEILLANCE CAMERA INSTALLATION DETAIL
NOT TO SCALE



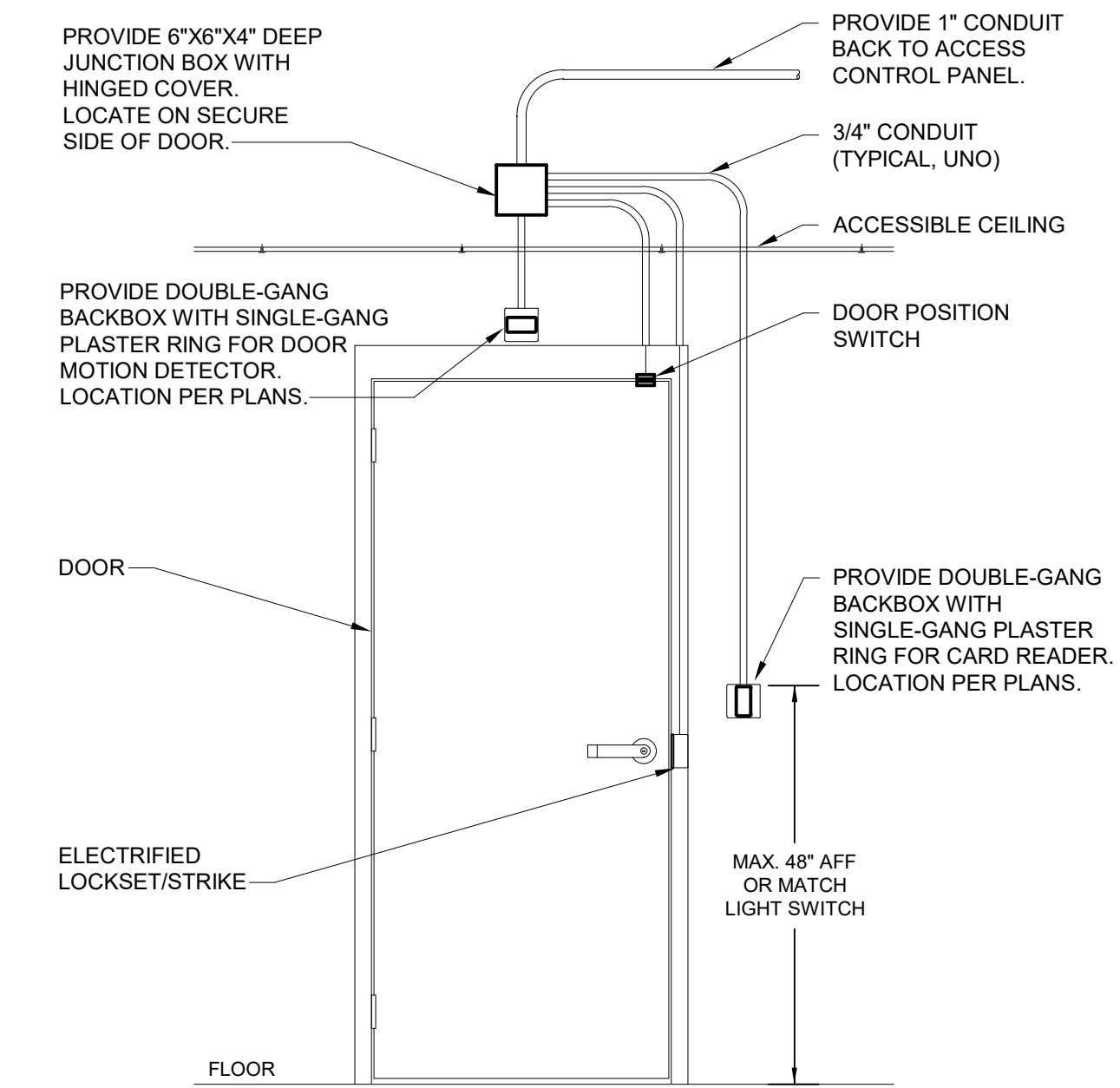
GENERAL NOTES:

- BACKFILL, CONCRETE, REINFORCING STEEL, AND ANCHOR BOLTS ARE SHOWN FOR REFERENCE ONLY. POLE BASE STRUCTURAL REQUIREMENTS SHALL BE DESIGNED AND SEALED BY A PROFESSIONAL ENGINEER LICENSED IN THE PROJECT STATE AND SUBMITTED AS PART OF THE SUBMITTAL PROCESS.

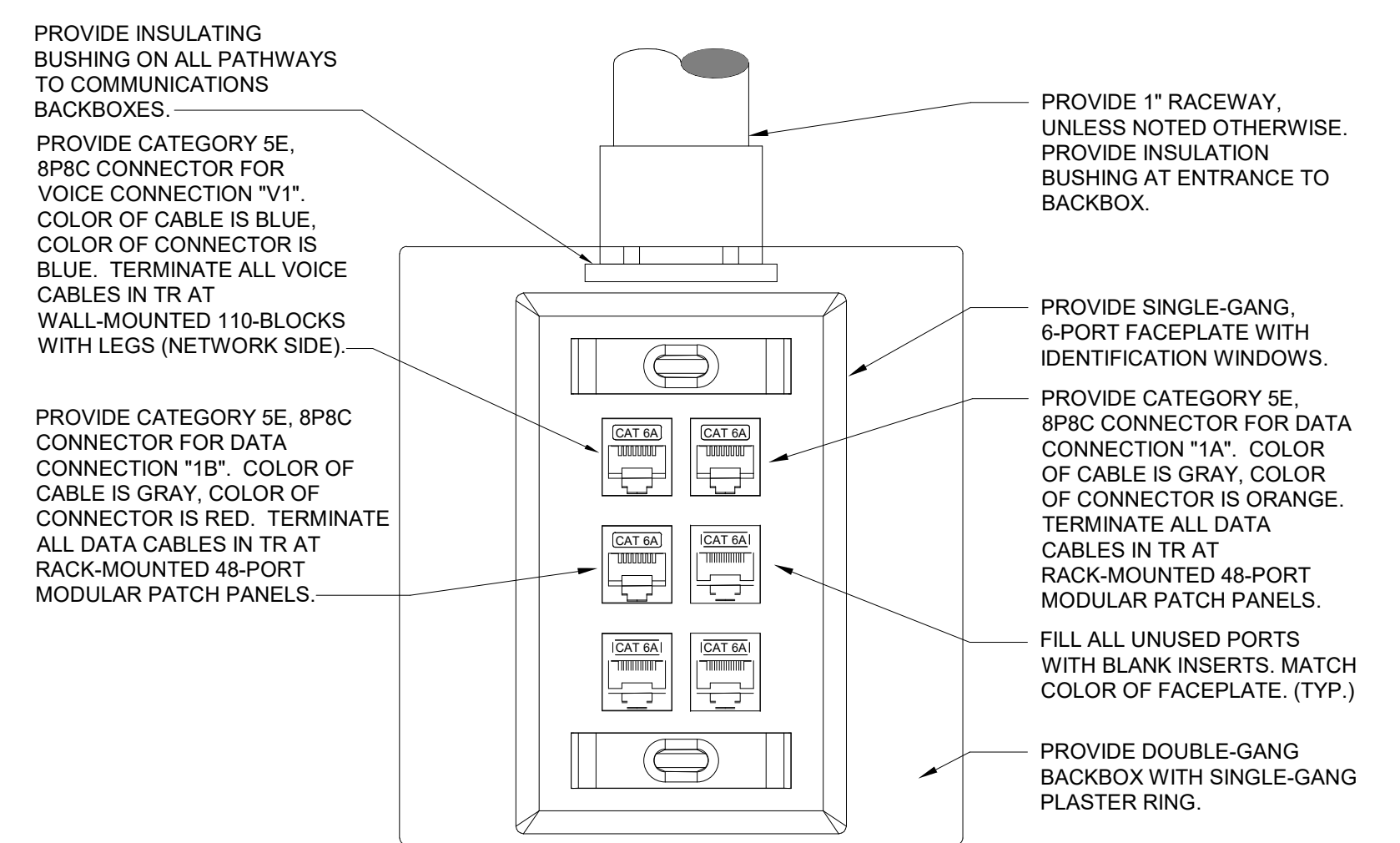
5 CARD READER BASE DETAIL- PAVED AREA
NOT TO SCALE



4 EXTERIOR WALL-MOUNTED SINGLE CAMERA DETAIL
NOT TO SCALE

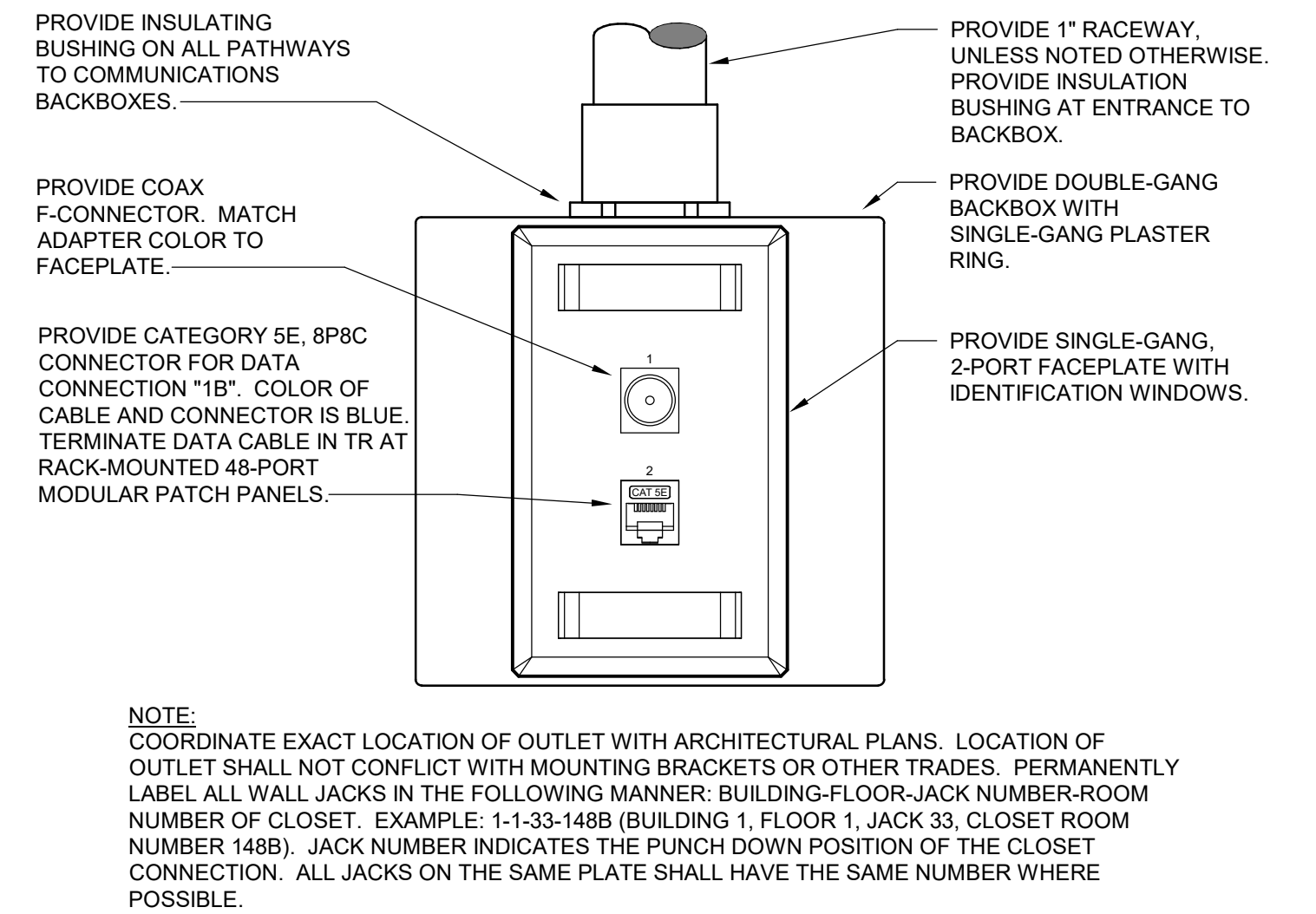


3 TYPICAL CARD READER DETAIL
NOT TO SCALE



NOTE: PERMANENTLY LABEL ALL WALL JACKS IN THE FOLLOWING MANNER: BUILDING-FLOOR-JACK NUMBER-ROOM NUMBER OF CLOSET. EXAMPLE: 1-1-33-148B (BUILDING 1, FLOOR 1, JACK 33, CLOSET ROOM NUMBER 148B). JACK NUMBER INDICATES THE PUNCH DOWN POSITION OF THE CLOSET CONNECTION. ALL JACKS ON THE SAME PLATE SHALL HAVE THE SAME NUMBER WHERE POSSIBLE. LABEL ALL JACKS IN ACCORDANCE WITH JCM VAMC IRM-70.

2 TYPICAL DATA OUTLET DETAIL
NOT TO SCALE



NOTE: COORDINATE EXACT LOCATION OF OUTLET WITH ARCHITECTURAL PLANS. LOCATION OF OUTLET SHALL NOT CONFLICT WITH MOUNTING BRACKETS OR OTHER TRADES. PERMANENTLY LABEL ALL WALL JACKS IN THE FOLLOWING MANNER: BUILDING-FLOOR-JACK NUMBER-ROOM NUMBER OF CLOSET. EXAMPLE: 1-1-33-148B (BUILDING 1, FLOOR 1, JACK 33, CLOSET ROOM NUMBER 148B). JACK NUMBER INDICATES THE PUNCH DOWN POSITION OF THE CLOSET CONNECTION. ALL JACKS ON THE SAME PLATE SHALL HAVE THE SAME NUMBER WHERE POSSIBLE.

1 TELEVISION OUTLET DETAIL
NOT TO SCALE

**FULLY SPRINKLERED
100% BID SET**

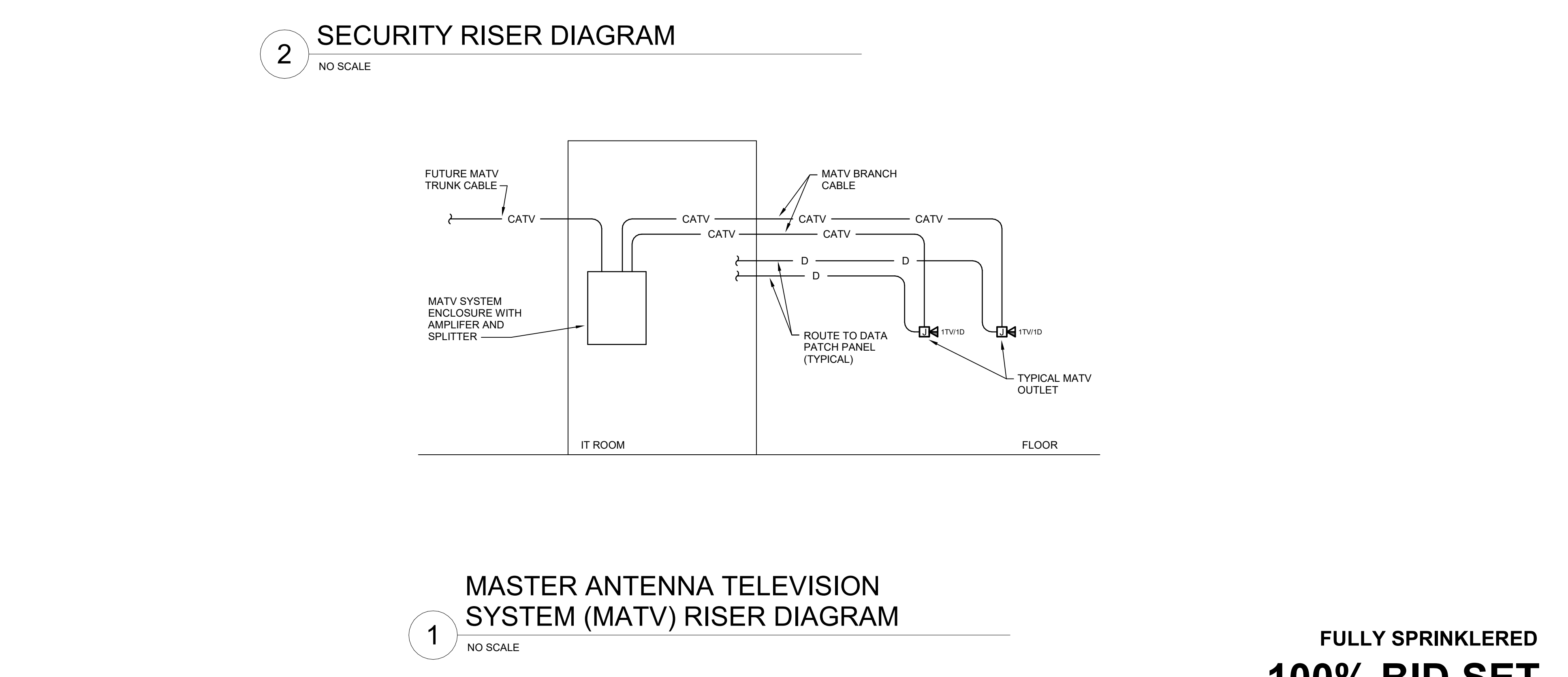
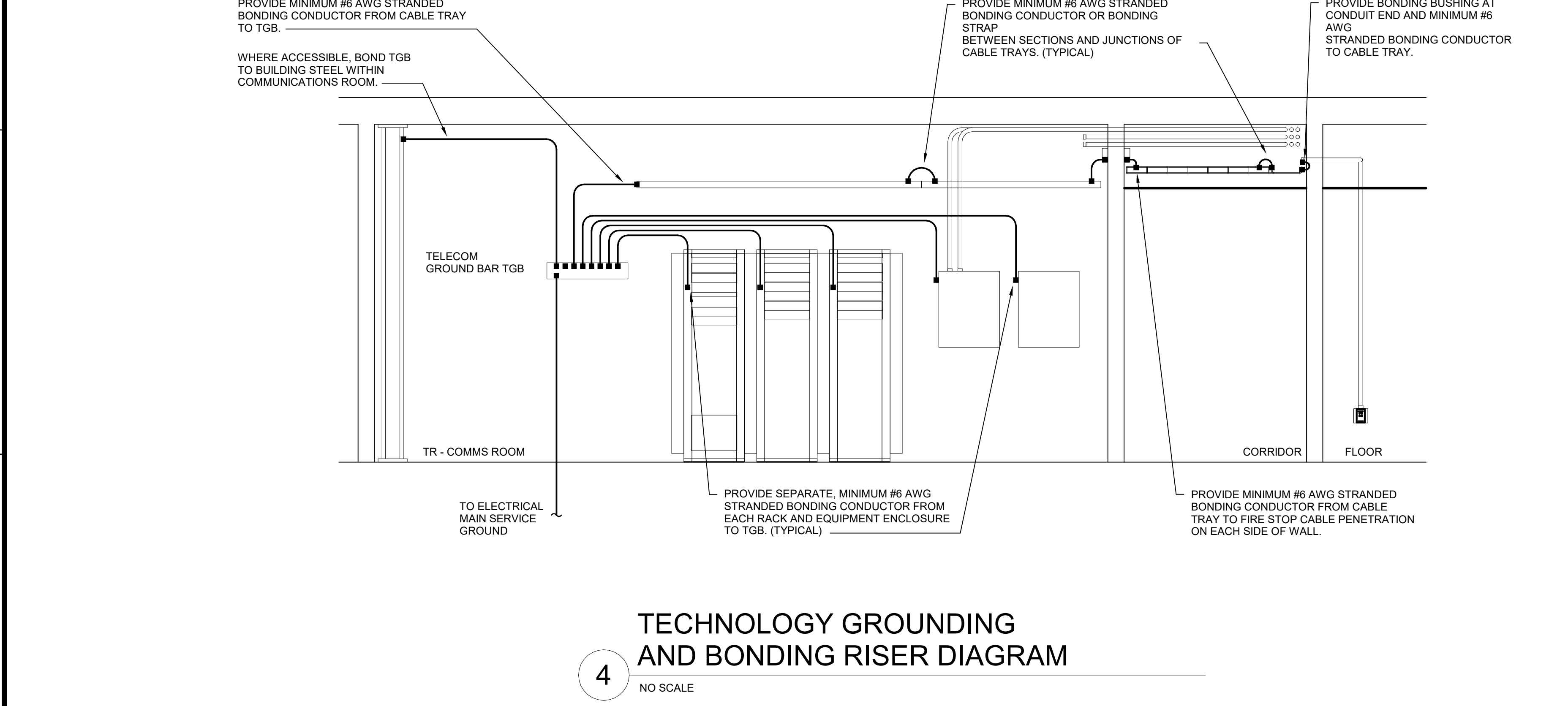
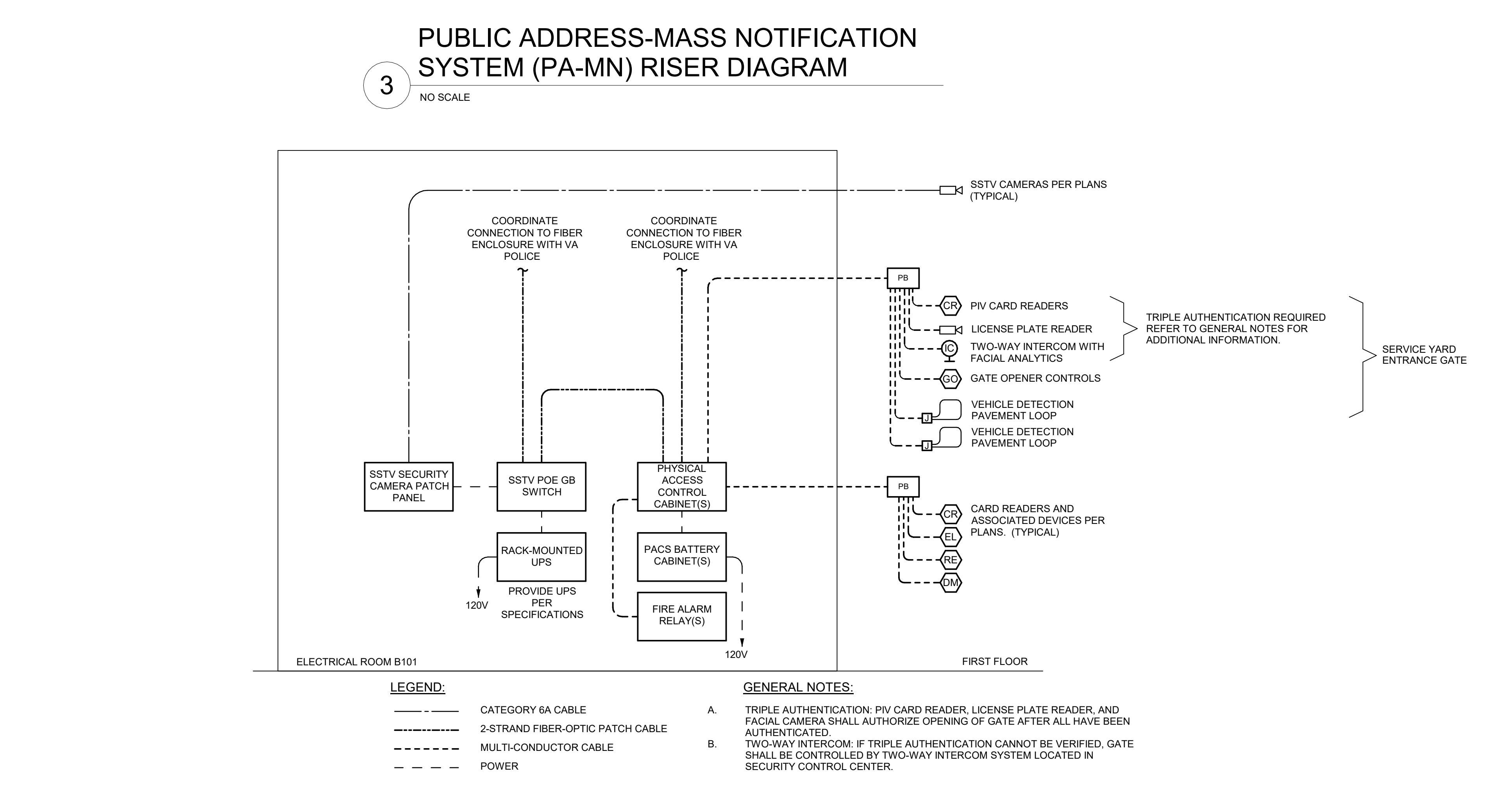
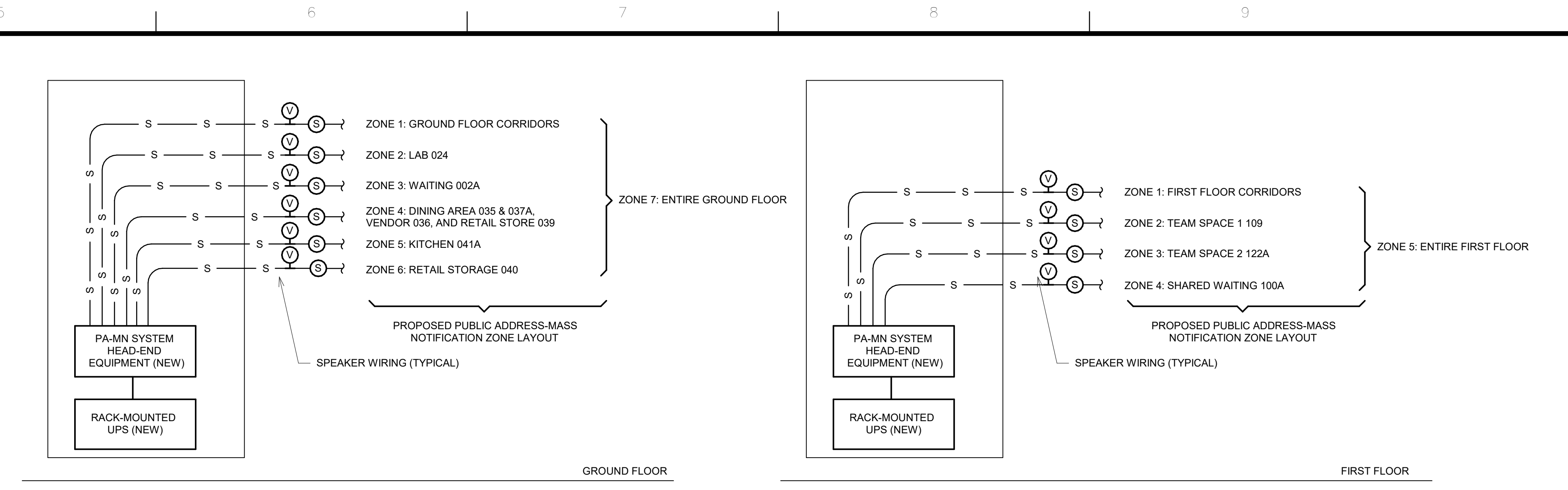
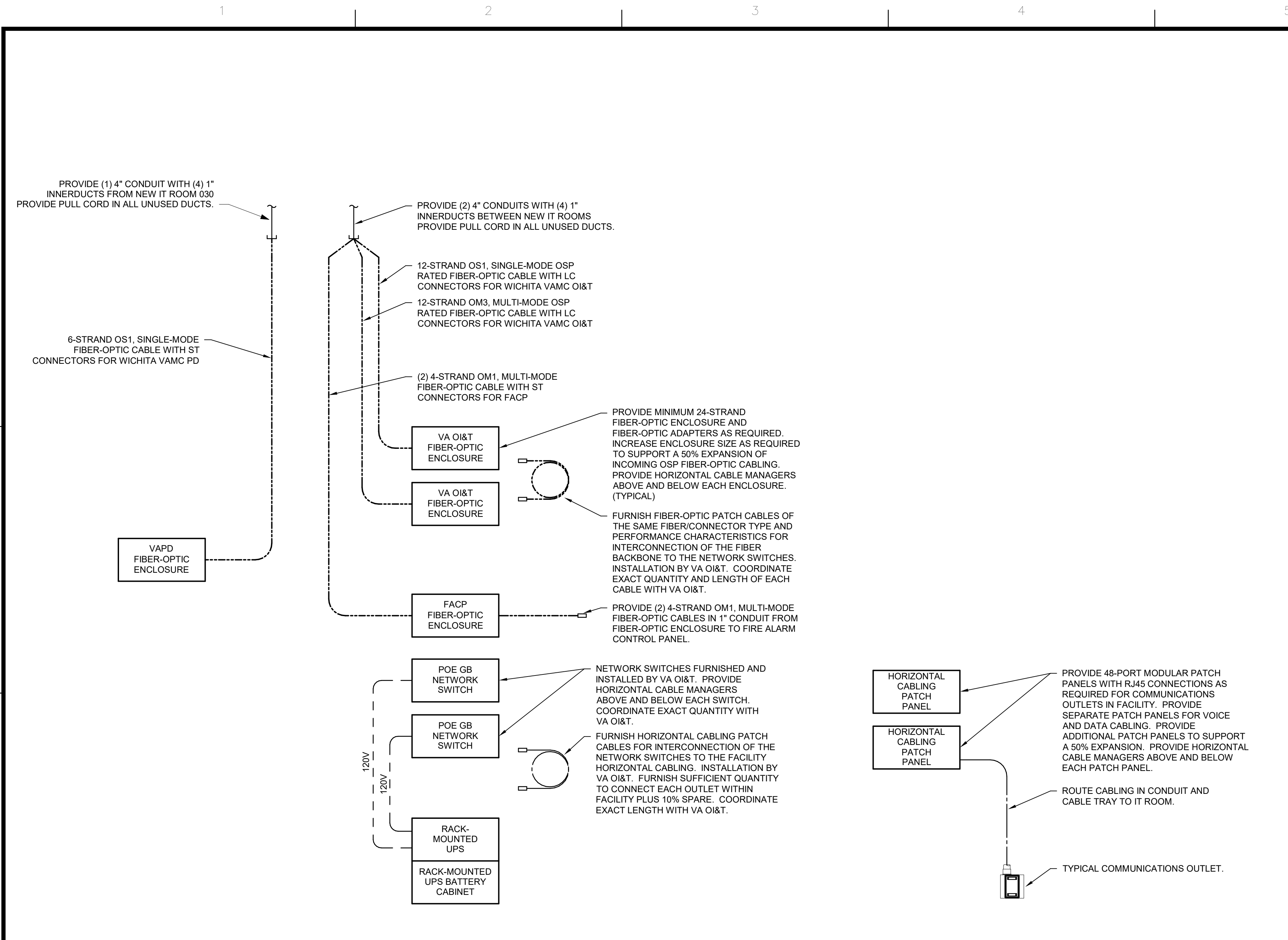
NO.	REVISION DESCRIPTION	DATE

CONSULTANTS:		
STRUCTURAL / CIVIL ENGINEER H2B, INC. 1225 N. LOOP WEST, SUITE 800 HOUSTON, TX 77008 (713) 864-2900	MECH / ELEC / PLUMB / TECH ENGR 25219 MADISON AVENUE, SUITE 100 OLATHE, KANSAS 66062 (913) 859-7200	FIRE PROTECTION ENGINEER POOLE FIRE PROTECTION, INC. 19910 WEST 161ST STREET OLATHE, KANSAS 66062 (913) 829-8690
INDUSTRIAL HYGIENIST RIVERFRONT HEALTH & SAFETY 1159 OLIVE STREET, ST. LOUIS, MO 63101 (314) 436-9492	HEALTHCARE PLANNER INNOVA GROUP 3196 N. SIWAN ROAD TUCSON, AZ 85712 (520) 886-8650	PHYSICAL SECURITY FORCE PROTECT 1159 OLIVE STREET, PANAMA CITY, FL 32407 (502) 836-4232

ARCHITECT:	SPUR # 2016	STAMP:
SPUR DESIGN	SPUR DESIGN, LLC 312 SW 25TH STREET Oklahoma City, OK 73109 (405) 842-6100 KS ARCH REG. NO. A-930, EXP. 12/31/2023 KS ENGR REG. NO. E-2586, EXP. 12/31/2023	

Drawing Title	Project Title	Project Number
TECHNOLOGY DETAILS	Construct Infill of Building 26 and Renovate Specialty Care Clinics	589-211003
VA Health Care System Approval:	Location 5500 EAST KELLOGG AVENUE WICHITA, KANSAS 67218	Building Number 26
Date 12/21/2022	Checked BEN	Drawn ABM
		Drawing Number T-501
		Drawing # 188 OF 190

Veterans Health Administration	



CONSULTANTS: STRUCTURAL / CIVIL ENGINEER H2B, INC. 1225 N. LOOP WEST, SUITE 800 HOUSTON, TX 77008 (713) 864-2900 INDUSTRIAL HYGIENIST RIVERFRONT HEALTH & SAFETY 1159 OLIVE STREET, ST. LOUIS, MO 63101 (314) 436-9492			MECH / ELEC / PLUMB / TECH ENGR SPUR DESIGN 25219 MADISON AVENUE, SUITE 100 KANSAS CITY, MO 64108 (913) 869-7200 HEALTHCARE PLANNER INNOVA GROUP 3198 N. SIWAN ROAD TUCSON, AZ 85712 (520) 886-8650			FIRE PROTECTION ENGINEER POOLE FIRE PROTECTION, INC. 19910 WEST 161ST STREET OLATHE, KANSAS 66062 (913) 829-8690 PHYSICAL SECURITY FORCE PROTECT 10901 FRONT BEACH ROAD, STE 1415 PANAMA CITY, FL 32407 (502) 836-4232			ARCHITECT: SPUR # 2016 SPUR DESIGN			STAMP: BENJAMIN E. ABM LICENSED PROFESSIONAL ENGINEER 26292 12/21/2022 KANSAS			Drawing Title TECHNOLOGY RISER DIAGRAMS VA Health Care System Approval:			Project Title Construct Infill of Building 26 and Renovate Specialty Care Clinics Location 5500 EAST KELLOGG AVENUE WICHITA, KANSAS 67218 Date 12/21/2022			Project Number 589-Z11003 Building Number 26 Drawing Number T-601 Drawing # 189 OF 190			FULLY SPRINKLERED 100% BID SET Veterans Health Administration VA U.S. Department of Veterans Affairs		
-------------------------------------------------------------------------------------------------------------------------------------------------------------------------------------------------------------------------------------------------------------	--	--	---------------------------------------------------------------------------------------------------------------------------------------------------------------------------------------------------------------------------------------	--	--	-----------------------------------------------------------------------------------------------------------------------------------------------------------------------------------------------------------------------------------------------------------------	--	--	--------------------------------------------------------	--	--	-----------------------------------------------------------------------------------------------------	--	--	--------------------------------------------------------------------------------------	--	--	------------------------------------------------------------------------------------------------------------------------------------------------------------------------------------	--	--	-----------------------------------------------------------------------------------------------------------------	--	--	-------------------------------------------------------------------------------------------------------------------	--	--

ELECTRONIC DURESS/PANIC SYSTEM SCHEDULE											
NOTES:											
1. PROVIDE DURESS BUTTON COMPATIBLE WITH EXISTING VA SYSTEM. PROVIDE ADDITIONAL HEAD-END CONTROL PANELS AS REQUIRED.											
TYPE	SYMBOL TYPE	FORM FACTOR	DESCRIPTION	MOUNTING TYPE	MOUNTING HEIGHT	LOCATION	MODELS	POWER	COLOR	COMMENTS	NOTES
DB-01	(PB)		LOW-PROFILE DURESS BUTTON	WALL	48" TO TOP OF BOX ABOVE FINISHED FLOOR	INDOOR, MINIMUM IP65 RATED	LYNX SYSTEMS: LYNX-A-PP-WWC	POWER OVER ETHERNET	WHITE	NETWORK HARDWIRED, POWER OVER ETHERNET, WALL/SURFACE-MOUNTED LOW-PROFILE DURESS BUTTON. COORDINATE EXACT LOCATION WITH VA COR PRIOR TO ROUGH-IN.	1

PHYSICAL ACCESS CONTROL SYSTEM (PACS) CARD READER SCHEDULE												
NOTES:												
1. PROVIDE ALL ACCESSORIES AS REQUIRED FOR A COMPLETE AND OPERATIONAL SYSTEM COMPATIBLE WITH THE EXISTING CAMPUS PACS SYSTEM. PROVIDE ALL UPGRADES TO THE EXISTING PACS SYSTEM TO INCORPORATE NEW DEVICES.												
TYPE	SYMBOL TYPE	FORM FACTOR	DESCRIPTION	MOUNTING TYPE	MOUNTING HEIGHT	LOCATION	MODELS	READ RANGE	POWER	COLOR	COMMENTS	NOTES
CR-01	(CR)		CARD READER	WALL	48" TO TOP OF BOX ABOVE FINISHED FLOOR	INDOOR, MINIMUM IP65 RATED	UPGRADE EXISTING VA MODEL TO DUAL AUTHENTICATION	4" MAXIMUM	POWER OVER ETHERNET	WHITE	DUAL AUTHENTICATION CARD READER WITH KEYPAD COMPATIBLE WITH EXISTING WICHITA VAMC CAMPUS CARD READER SYSTEM.	1
CR-02	(CR)		CARD READER	WALL	48" TO TOP OF BOX ABOVE FINISHED FLOOR	INDOOR, MINIMUM IP65 RATED	UPGRADE EXISTING VA MODEL TO DUAL AUTHENTICATION	4" MAXIMUM	POWER OVER ETHERNET	WHITE	DUAL AUTHENTICATION CARD READER WITH PIV AND BIOMETRICS. CARD READER SHALL BE COMPATIBLE WITH EXISTING WICHITA VAMC CAMPUS CARD READER SYSTEM.	1
CR-03	(CR)		CARD READER	WALL	48" TO TOP OF BOX ABOVE FINISHED FLOOR	OUTDOOR	UPGRADE EXISTING VA MODEL TO DUAL AUTHENTICATION	4" MAXIMUM	85mA AVG/ 116mA PEAK AT 12VDC	BLACK	DUAL AUTHENTICATION CARD READER WITH PIV AND BIOMETRICS. CARD READER SHALL BE COMPATIBLE WITH EXISTING WICHITA VAMC CAMPUS CARD READER SYSTEM.	1

SECURITY SURVEILLANCE TELEVISION (SSTV) CAMERA SCHEDULE												
NOTES:												
1. PROVIDE ALL ACCESSORIES AS REQUIRED FOR A COMPLETE AND OPERATIONAL SYSTEM COMPATIBLE WITH THE EXISTING CAMPUS VASS SYSTEM. PROVIDE ALL UPGRADES TO EXISTING VASS SYSTEM TO INCORPORATE NEW SURVEILLANCE CAMERAS.												
2. COORDINATE LENS(ES) FOCAL LENGTH(S) AND AIMING WITH VA.												
3. REFER TO TECHNOLOGY LEGEND FOR ABBREVIATIONS RELATED TO ADDITIONAL SECURITY CAMERA REQUIREMENTS.												
TYPE	SYMBOL TYPE	DESCRIPTION	MOUNTING TYPE	MOUNTING HEIGHT	LOCATION	MODELS	IMAGER SIZE RESOLUTION	LENS TYPE	POWER	COLOR	COMMENTS	NOTES
C-01		SINGLE VIEW, COMPACT MINI DOME	CEILING SURFACE	FLUSH TO CEILING	INDOOR, MINIMUM IP65 RATED	COMPATIBLE WITH VA CAMPUS HEAD-END SECURITY SURVEILLANCE TELEVISION SYSTEM.	1 x 1/3" / 12 MP (MIN)	REMOTE FOCUS, VERIFOCAAL LENS	POWER OVER ETHERNET	WHITE	SINGLE, 3-AXIS GIMBAL, INDIVIDUAL ADJUSTABLE CAMERA WITH LENS, DAY/NIGHT, CLEAR DOME, VANDAL RESISTANT, ETHERNET IP-BASED DIGITAL CAMERA WITH RJ45 CONNECTION TO SECURITY SURVEILLANCE SYSTEM.	1, 2, 3
C-03		180 DEGREE VIEW, COMPACT MINI DOME	WALL MOUNTED	7"-8" TO BOTTOM OF DEVICE ABOVE FINISHED FLOOR	INDOOR, MINIMUM IP65 RATED	COMPATIBLE WITH VA CAMPUS HEAD-END SECURITY SURVEILLANCE TELEVISION SYSTEM.	2 x 1/3" / 12 MP (MIN)	REMOTE FOCUS, VERIFOCAAL LENS	POWER OVER ETHERNET	WHITE	(2) 3-AXIS GIMBAL, INDIVIDUAL ADJUSTABLE CAMERA WITH LENS, DAY/NIGHT, CLEAR DOME, VANDAL RESISTANT, ETHERNET IP-BASED DIGITAL CAMERA WITH RJ45 CONNECTION TO SECURITY SURVEILLANCE SYSTEM.	1, 2, 3
C-04		360 DEGREE PANORAMIC VIEW, COMPACT MINI DOME	CEILING SURFACE	FLUSH TO CEILING	INDOOR, MINIMUM IP65 RATED	COMPATIBLE WITH VA CAMPUS HEAD-END SECURITY SURVEILLANCE TELEVISION SYSTEM.	4 x 1/3" / 12 MP (MIN)	REMOTE FOCUS, VERIFOCAAL LENS	POWER OVER ETHERNET	WHITE	(4) 3-AXIS GIMBAL, INDIVIDUAL ADJUSTABLE CAMERA WITH LENS, DAY/NIGHT, CLEAR DOME, VANDAL RESISTANT, ETHERNET IP-BASED DIGITAL CAMERA WITH RJ45 CONNECTION TO SECURITY SURVEILLANCE SYSTEM.	1, 2, 3
C-WP		270 DEGREE VIEW, OUTDOOR CAMERA	WALL MOUNTED	32"-0" TO BOTTOM OF DEVICE ABOVE FINISHED FLOOR	OUTDOOR	AVIGILON H4 MULTISENSOR	3 x 1/3" / 20 MP (MIN)	REMOTE FOCUS, VERIFOCAAL LENS	POWER OVER ETHERNET	WHITE	270 DEGREE VIEW CAMERA WITH SELF-LEARNING VIDEO ANALYTICS, CONTENT ADAPTIVE IR, NIGHT-VISION, AND MOTIONACTIVATED.	1, 2, 3

VIDEO INTERCOM/DOORBELL SCHEDULE											
TYPE	SYMBOL TYPE	FORM FACTOR	BASIS OF DESIGN: MANUFACTURER AND MODEL	DESCRIPTION	MOUNTING TYPE	MOUNTING HEIGHT	LOCATION	COMMENTS	NOTES		
IC-01			AIPHONE: JP-4MED	MASTER INTERCOM STATION WITH VIDEO SCREEN	WALL	WALL MOUNT AT 48" TO UNIT TOP	INDOOR	MASTER VIDEO INTERCOM STATION WITH LCD SCREEN, SPEAKER, MONITOR BUTTON AND DOOR RELEASE BUTTON. CAPABLE OF INTERFACING WITH (4) SECONDARY STATIONS. MASTER STATION SHALL PROVIDE POWER TO ALL SECONDARY STATIONS.	1, 2, 3		
IC-02			AIPHONE: (2) JP-DV	SECONDARY INTERCOM STATION	PEDESTAL RE: DETAIL 7/165-T-502	42" AFG TO CENTER OF AUTO INTERCOM AND 84" AFG TO CENTER OF TRUCK INTERCOM	OUTDOOR	(2) SURFACE MOUNT SECONDARY VIDEO INTERCOM STATION WITH DIGITAL PAN/TILT/ZOOM CAMERA, CALL BUTTON AND MICROPHONE WITH STAINLESS STEEL SURFACE MOUNT BOX. MOUNT ON DUAL HEIGHT PEDESTAL WITH PACS CARD READER. RE: PACS CARD READER SCHEDULE THIS DRAWING FOR ADDITIONAL INFORMATION.	2, 3		

NOTES:

- PROVIDE POWER SUPPLIES AND CABLING AS REQUIRED FOR A COMPLETE OPERATIONAL SYSTEM.
- MOUNTING HEIGHT TO MEET ADA COMPLIANCE
- PROVIDE ALL WIRING BETWEEN MASTER STATION AND SECONDARY STATIONS PER MANUFACTURERS RECOMMENDATIONS. PROVIDE MINIMUM 3/4" CONDUIT FOR ABOVE GROUND AND MINIMUM 1" CONDUIT FOR BELOW GROUND WIRING.

RECEPTION INTERCOM SCHEDULE											
TYPE	SYMBOL TYPE	FORM FACTOR	DESCRIPTION	MOUNTING TYPE	MOUNTING HEIGHT	LOCATION	COMMENTS	NOTES			
IC-03			MASTER INTERCOM STATION WITH MICROPHONE AND HEADSET	ON COUNTER	N/A	INDOOR	MASTER INTERCOM STATION WITH COUNTERTOP GOOSENECK MICROPHONE, HEADSET ADAPTER, AND SYSTEM VOLUME CONTROL. PROVIDE COMPATIBLE HEADSET. PROVIDE SWITCH TO ALLOW USE OF HEADSET OR OVERHEAD SPEAKER.	1			
IC-04			SECONDARY INTERCOM STATION	COUNTERWALL	COUNTERTOP SURFACE	INDOOR	SECONDARY INTERCOM STATION WITH OMNI-DIRECTIONAL, LOW-PROFILE, SURFACE MOUNT MICROPHONE.	1			
IC-05			DIRECTIONAL SOUND SYSTEM SPEAKER	SURFACE	CEILING	INDOOR	16"X8" DIRECTIONAL SPEAKER WITH INFRARED REMOTE FOR VOLUME CONTROL TO PRESERVE PATIENT PRIVACY. PROVIDE AUDIO SPOT LIGHT BY HOLOSONICS AS-188 WITH WHITE FINISH OR EQUAL. SPEAKER SHALL BE COMPATIBLE WITH MASTER AND SECONDARY INTERCOM STATIONS. PROVIDE BRACKETS AS REQUIRED FOR MOUNTING IN CEILING OVER BOOTH. AIM SPEAKER STRAIGHT DOWN.	1			

NOTES:

- PROVIDE ALL AMPLIFIERS, POWER SUPPLIES, AND CABLING AS REQUIRED FOR A COMPLETE OPERATIONAL SYSTEM.

FULLY SPRINKLERED
100% BID SET

NO.	REVISION DESCRIPTION	DATE	CONSULTANTS:			ARCHITECT:	SPUR # 2016	STAMP:	Drawing Title TECHNOLOGY SCHEDULES	Project Title Construct Infill of Building 26 and Renovate Specialty Care Clinics	Project Number 589-Z11003	Veterans Health Administration VA U.S. Department of Veterans Affairs
			STRUCTURAL / CIVIL ENGINEER H2B, INC. 1225 N. LOOP WEST, SUITE 800 HOUSTON, TX 77008 (713) 864-2900	MECH / ELEC / PLUMB / TECH ENGR SPUR DESIGN 25219 MADISON AVENUE, SUITE 100 KANSAS CITY, MO 64108 (913) 959-7200	FIRE PROTECTION ENGINEER POOLE FIRE PROTECTION, INC. 19910 WEST 161ST STREET OLATHE, KANSAS 66062 (913) 829-8690			VA Health Care System Approval:	Location 5500 EAST KELLOGG AVENUE WICHITA, KANSAS 67218	Building Number 26		
			INDUSTRIAL HYGIENIST RIVERFRONT HEALTH & SAFETY 1150 OLIVE STREET, ST. LOUIS, MO 63101 (314) 436-9492	HEALTHCARE PLANNER INNOVA GROUP 3196 N. SIWAN ROAD TUCSON, AZ 85712 (520) 886-8650	PHYSICAL SECURITY FORCE PROTECT 10901 FRONT BEACH ROAD, STE 1415 PANAMA CITY, FL 32407 (520) 836-4232				Date 12/21/2022	Checked BEN	Drawn ABM	